CITY COUNCIL MEETING
APRIL 8, 2019

ALPHARETTA CITY HALL
COUNCIL CHAMBERS
2 PARK PLAZA
6:30 PM

I. CALL TO ORDER

II. ROLL CALL

III. PLEDGE TO THE FLAG

IV. CONSENT AGENDA

A. Council Meeting Minutes (Meeting of 3/25/2019)

B. Financial Management Report: Month Ending February 28, 2019

V. PUBLIC HEARING

A. PH-19-01: 333 Milton Avenue
Consideration of a request to designate this property as historic. The property is located at 333 Milton Ave and is legally described as being located in Land Lot 1271, 2nd District, 2nd Section, Fulton County, Georgia.

VI. NEW BUSINESS

A. FY19 On-call Pipe Lining Services, Task Order 2

B. Consideration Of Americans With Disabilities Act Transition Plan

VII. WORKSHOP

A. North Point Tax Allocation District

VIII. PUBLIC COMMENT

IX. REPORTS

X. ADJOURNMENT TO EXECUTIVE SESSION

CITY COUNCIL MEETING
STAFF REPORT

Submitting Department: City Clerk
Submitted By:
Meeting Date: April 8, 2019

I. AGENDA ITEM TITLE: COUNCIL MEETING MINUTES (MEETING OF 3/25/2019)

II. RECOMMENDATION:

III. BUDGET IMPLICATIONS:

BUDGETED ITEM: NO
FISCAL IMPACT: NO
INCLUDED IN CURRENT FY CPTL BUDGET: NO
INCLUDED IN CURRENT FY OPRT. BUDGET: NO
TOTAL PROJECT COST:
APPROPRIATIONS:

ACCOUNT TITLE/NUMBER	DOLLAR AMOUNT

EXTERNAL FUNDING SOURCES:

ACCOUNT TITLE/NUMBER	DOLLAR AMOUNT

IV. REPORT IN BRIEF:

V. ALTERNATIVES:

VI. ATTACHMENTS:

City Council Meeting draft minutes 3-25-19

City Council Meeting
March 25, 2019
Office of the City Clerk

ALPHARETTA CITY HALL
COUNCIL CHAMBERS
2 PARK PLAZA

This summary is provided as a convenience and service to the public, media and staff. It is not the intent to record proceedings verbatim. Any reproduction of this summary must include this notice. Public comments are noted as heard by Council, but not quoted or paraphrased. This document includes limited presentation by Council and invited speakers in summary form. This is not an official record of the Alpharetta City Council Meeting proceedings. Official Minutes are recorded and available for review.

I. CALL TO ORDER

- *Mayor Gilvin called the meeting to order at 6:32 p.m.*

II. ROLL CALL

- Council Members
  - Mayor Jim Gilvin
  - Mayor Pro Tem Donald F. Mitchell
  - Jason Binder
  - Ben Burnett
  - John Hipes
  - Dan Merkel
  - Karen Richard
- Staff
  - Bob Regus, City Administrator
  - Sam Thomas, City Attorney
  - James Drinkard, Asst. City Administrator
  - Peter Sewczwicz, Director of Public Works
  - John Robison, Director of Public Safety
  - Morgan Rodgers, Director of Recreation, Parks & Cultural Services
  - Kathi Cook, Director of Community Development
  - Tom Harris, Director of Finance
  - Cris Randall, Director of Human Resources

III. PLEDGE TO THE FLAG

IV. CONSENT AGENDA

A. Council Meeting Minutes (Meeting of 3-11-2019)

B. Alcoholic Beverage License Applications
PH-19-AB-06
Yummy Kings Inc.

d/b/a Jinya Ramen Bar
401 S. Broad St.
Alpharetta, GA 30009

Consumption on Premises
Beer, Wine, Liquor, Sunday Sales

Owner: Yummy Kings Inc.
Registered Agent: Xiao Yi Mei

C. Settlement of Schenck Condemnation (2100 Fairfax Drive)

- Mayor Pro Tem Mitchell offered a motion to approve the Consent Agenda
  - The motion received a second from Council Member Burnett
  - The motion was approved unanimously (7-0)

V. NEW BUSINESS

A. Purchase Of Two Replacement Police Vehicles

- Director of Public Safety, John Robison, came forward to present this item.
- Staff recommends Mayor and Council authorize the purchase of two (2) 2019 Ford Police Interceptor Utilities (Explorers) from Alan Vigil Ford in an amount totaling $56,682 and authorize funding totaling $24,381 for the associated up-fitting costs.
- The Department of Public Safety is requesting approval to purchase two (2) Ford Police Interceptor Utilities (Explorers) at $28,341 each for a total cost of $56,682.
- This fiscal year the Department has experienced two instances where Police Patrol vehicles (Impalas) have been totaled when hit by other vehicles, making the replacement of these vehicles necessary. The City is pursuing insurance settlements with both drivers.
- It is therefore requested that the two (2) Patrol vehicles be replaced from the City's Risk Management Fund at a total cost of $56,682 with an additional $24,381 in estimated up-fitting costs (emergency equipment, graphics, and other items necessary to make the vehicles ready for service) for a total replacement cost of $81,063.

- The two (2) requested replacement 2019 Ford Police Interceptor Utilities (Explorers) are available on State Contract pricing (99999-SPD-ES40199409-0003) for the amount of $29,094. However, we were unable to locate any State Contract vendors who had any available vehicles. We were able to obtain similar pricing from Alan Vigil Ford based upon their contract pricing agreement with DeKalb County Police Department and Atlanta Police Department. The difference in pricing is due to the available vehicles not having some of the options that our other vehicles were ordered with. These additional option costs are reflected in the up-fitting costs. Alan Vigil Ford is a current vendor with the City and has provided excellent service in our previous fleet purchases.

Public Comment:

- No Public Comment

  - Council Member Hipes offered a motion to approve the purchase of two (2) 2019 Ford Police Interceptor Utilities (Explorers) from Alan Vigil Ford in an amount of $56,682 and to authorize funding of $24,381 for the associated up-fitting costs, for a total cost not to exceed $81,063.
    - The motion received a second from Council Member Burnett
    - The motion was approved unanimously (7-0)

B. Pool Maintenance Services (RFP 19-112)

- Director of Recreation, Parks & Cultural Services, Morgan Rodgers, came forward to present this item.

- Staff recommends Mayor and Council award RFP 19-112 to DC Pools Service LLC. for a 5-year service contract to provide pool maintenance services for the Wills Park Pools in the annual amount not to exceed $60,000 and authorize the Mayor to execute all necessary documents.

- The award of this Request for Proposals (RFP) is for a pool maintenance company to conduct a comprehensive maintenance program for the Wills Park Pool. Responsibilities under the contract include maintenance and monitoring of the pump and filtration systems, cleaning of the pool, necessary repairs to include deck equipment and on-call emergency services. The awarded vendor shall provide the necessary labor, equipment, and chemical supplies to provide this service.

- The current contract expires March 31, 2019.

- Anticipating (1) the expiration of the existing contract and (2) the desire to expand the service offerings, an RFP was prepared by a Committee including representatives from the Alpharetta Recreation, Parks and Cultural Services Divisions as well as the Finance Department. RFP 19-112 was advertised in February 2018 with proposals received on March 7, 2019.

- The City received a total of three (3) responses, which were submitted to the Evaluation Committee for review and ranking.

- The Evaluation Committee met on March 14, 2019 to tabulate the overall scores. Each proposal was evaluated based on the following criteria: method of providing services (30%); qualifications, past experience, and references (37%); Alpharetta vendor preference (3%) and cost (30%). The resulting scores were as follows (ranking of "1" to "5" with "5" being the highest):

    - DC Pools LLC: 4.22
    - United Pool Maintenance LLC: 3.83
    - Aquatic Management: 3.39

- The high scoring firm, DC Pools LLC., is our current pool maintenance service provider. Staff has found them to be knowledgeable, responsive, and focused on delivering an excellent pool maintenance program. From a cost perspective, DC Pools LLC. was not the lowest cost for scheduled site visits and on call services; however the overall cost analysis to include cost of required chemicals and required additional services made their proposal the most cost effective. It should be noted that the cost of the services in the proposal will be within the allocated budget of $60,000. With these factors in mind, staff recommends award of RFP 19-112 to DC Pools LLC.

Public Comment:

- No Public Comment

    - Council Member Binder offered a motion to approve the award RFP 19-112 to DC Pools Service LLC. for a 5-year service contract to provide pool maintenance services for the Wills Park Pools for the annual amount not to exceed $60,000 and authorize the Mayor to execute all necessary documents.
        - The motion received a second from Council Member Richard
        - The motion was approved unanimously (7-0)

C. **North Point Feasibility And Scoping Study Grant Application**

- Director of Community Development, Kathi Cook, came forward to present this item.

- Staff recommends Mayor and Council adopt the resolution authorizing and supporting the City of Alpharetta's application for Atlanta Regional Commission LCI grant funding to complete a feasibility and scoping study for provision of connectivity between the Alpha Loop and North Point area.

- The Atlanta Regional Commission (ARC) established the Livable Centers Initiative (LCI) program to encourage the development of plans that link transportation improvements to land use projects. ARC's objective is to encourage and support sustainable and livable communities that complement regional development policies.

- In 2007, the City was awarded an LCI grant to study the North Point area. The North Point Activity Center LCI was adopted in 2008 with a vision for a walkable, mixed-use village. This vision relies heavily on a series of transportation improvements that are needed to sustain and enhance the North Point area well into the future. The City approved the 5-year minor update to the LCI in 2012 and the 10-year major update in 2018. The City was awarded $75,000 in Community Development Assistance Program (CDAP) funding from ARC in 2018 to complete a Creative Placemaking Plan for North Point, which is currently underway.

- Staff is requesting to seek LCI grant funding through ARC to support trail connectivity in the North Point LCI area. The grant would help fund a feasibility/scoping study for a portion of the Alpha Loop (from Encore Parkway to Haynes Bridge Road), as well as provide connectivity among the Alpha Loop, a planned trail network around North Point Mall and Big Creek Greenway by way of a new trail head and system access point on the south side of North Point Parkway at Encore Parkway.

- These projects were recommended in the 2018 LCI 5-Year Action Plan and would provide much needed alternative transportation options between North Point and the west side of Georgia 400, as well as expand recreational facilities in the area. It also would help support the area's sustainability in the future and foster the EcoDistrict atmosphere that was determined desirable for the area.

- ARC's deadline to submit the funding request is March 29, 2019. Kimley-Horn & Associates has prepared the LCI grant application on behalf of the City.

- City Attorney, Sam Thomas, read the resolution aloud.

Public Comment:

- No Public Comment

  - Council Member Richard offered a motion to adopt the resolution authorizing and supporting the City of Alpharetta's application for Atlanta Regional Commission LCI grant funding to complete a feasibility and scoping study for provision of connectivity between the Alpha Loop and North Point area with a matching fund grant not to exceed $30,000 and to authorize the Mayor to execute all necessary documents.
    - The motion received a second from Council Member Merkel
    - The motion was approved unanimously (7-0)

D. **Resolution Authorizing Eminent Domain (Parcel 3; Morris Road Operational Improvements Project)**

- City Attorney, Sam Thomas, came forward to read the resolution.

- A Resolution of the Mayor and Council of the City of Alpharetta to authorize the use of eminent domain to acquire certain property located at the intersection of Country Place Court and Morris Road (0 Country Place Court, Alpharetta, Georgia; Tax Parcel No. 12-2971-0855-007-7) within the City of Alpharetta, Georgia, for road project - Morris Road Operational Improvements.

- Director of Public Works, Pete Sewczwicz, came forward to address questions from City Council.

Public Comment:

- No Public Comment

- Mayor Pro Tem Mitchell offered a motion to approve the resolution to authorize the use of eminent domain to acquire certain property located at the intersection of Country Place Court and Morris Road (0 Country Place Court, Alpharetta, Georgia; Tax Parcel No.12-2971-0855-007-7) within the City of Alpharetta, Georgia, for road project – Morris Road Operational Improvements.
  - The motion received a second from Council Member Merkel
  - The motion was approved unanimously (7-0)

VI. PUBLIC COMMENT

- No Public Comment

VII. REPORTS

- Council Member Merkel made an announcement regarding the bird houses that he and Council Member Hipes painted for a North Metro Miracle League fundraiser. These bird houses will be auctioned off as part of the fundraiser.
- Mayor Pro Tem Mitchell made an announcement regarding the Fulton County Board of Tax Assessors, encouraging the community to support the vote to replace the last remaining assessor by contacting the Fulton County Tax Commissioner's office. The final vote will take place on April 10th.
- Council Member Richard thanked the other council members who participated in the City's Arbor Day event which took place on March 16th. In addition, Council Member Richard thanked the Natural Resources Commission, especially Deb Zemlock, and all the volunteers for assisting with the planting of 30 new trees.

VIII. ADJOURNMENT TO EXECUTIVE SESSION

- Council Member Burnett offered a motion to adjourn to Executive Session
  - The motion received a second from Council Member Richard
  - The motion was passed unanimously (7-0)

- With no further business to discuss or items to be heard, Mayor Gilvin adjourned the meeting to Executive Session at 7:04 PM

Respectfully submitted,

Erin Cobb

Erin Cobb, City Clerk

CITY COUNCIL MEETING
STAFF REPORT

Submitting Department: Finance
Submitted By:
Meeting Date: April 8, 2019

I. AGENDA ITEM TITLE: FINANCIAL MANAGEMENT REPORT: MONTH ENDING FEBRUARY 28, 2019

II. RECOMMENDATION:

Approve the Financial Management Reports for the month ending February 28, 2019 (period 8 of Fiscal Year 2019).

III. BUDGET IMPLICATIONS:

BUDGETED ITEM: NO

FISCAL IMPACT: NO

INCLUDED IN CURRENT FY CPTL BUDGET: NO

INCLUDED IN CURRENT FY OPRT. BUDGET: NO

TOTAL PROJECT COST:

APPROPRIATIONS:

ACCOUNT TITLE/NUMBER	DOLLAR AMOUNT

EXTERNAL FUNDING SOURCES:

ACCOUNT TITLE/NUMBER	DOLLAR AMOUNT

IV. REPORT IN BRIEF:

On a monthly basis, the Finance Department prepares detailed revenue and expenditure statements for all city operating funds (including prior-year comparisons for the General Fund).

In addition, this report includes:

1. Detailed capital project report including life-to-date activity;
2. Payments $5,000 and greater;
3. Purchase orders with an estimated cost between $5,000 and $50,000; and
4. Status of current year bids/RFPs.

V. ALTERNATIVES:

VI. ATTACHMENTS:

Financial Management Report (February 2019)

City of Alpharetta, GA

Finance Department
2 Park Plaza, Alpharetta, GA 30009
Thomas G. Harris, Finance Director
(678) 297-6094 (o)
www.alpharetta.ga.us

Financial Management Reports

for the month ending
February 28, 2019
(period 8 of 12 – unaudited)

Financial Management Reports
Fiscal Year 2019

Table of Contents

Transmittal Letter 1

General Fund 6

- Revenue Summary and Collection Comparison 7
- Expenditure Summary by Department 9
- Expenditure Summary by Category 11

Grant Funds 13

Capital Project Funds 16

Special Revenue Funds (with CIP) 26

Other Items

- Payments $5,000 and Greater 30
- PO's between $5,000 and $50,000 34
- Bid/RFP Status 36
- GAAP Financial Statements 39

Alpharetta Development Authority 69

- Revenue & Expenditure Report 70
- GAAP Financial Statements 73

2 PARK PLAZA
ALPHARETTA, GA 30009
PHONE: 678.297.6000
WWW.ALPHARETTA.GA.US

TO: HONORABLE MAYOR AND CITY COUNCIL MEMBERS

FROM: THOMAS G. HARRIS, FINANCE DIRECTOR

DATE: APRIL 8, 2019

RE: FINANCIAL MANAGEMENT REPORTS AS OF FEBRUARY 28, 2019

The documents contained herein represent the financial management reports for the City of Alpharetta ("city") as of the period ending February 28, 2019.

General Fund

Revenue: The following section pertains to information detailed in the attached Revenue Summary and Collection Comparison report. FY 2019 revenues are budgeted at $68 million (net of Carryforward Fund Balance totaling $6 million). As of February 28, 2019, actual revenue collections total 84% or $57 million.

Early collection trends indicate a net gain over budget of $3 million with the detail as follows:

• Motor Vehicle Title Taxes	$ 125,000
• Local Option Sales Taxes	650,000
• Franchise Taxes	457,975
• Insurance Premium Taxes	212,996
• Real Estate Transfer Taxes	130,000
• Building Permit Fees	900,000
• Court Fines	(225,000)
• Plan Review Fees	200,000
• Development Permits/Fees	135,000
• Investment Earnings	250,000
• Other	193,170
	$3,029,141

Motor Vehicle Title Tax (TAVT) collections is trending 17% higher than FY 2018 ($933,613 was collected in FY 2018) and is estimated to total $1 million by year-end (non-standard revenue collection as it is dependent upon vehicle sales) which is $125,000 greater than budget. Main driver includes a revision in the TAVT formula that increases the local share

MAYOR
JIM GILVIN

MAYOR PRO TEM
DONALD F. MITCHELL

COUNCIL MEMBERS
JASON BINDER
BEN BURNETT
JOHN HIPES
DAN MERKEL
KAREN RICHARD

CITY ADMINISTRATOR
ROBERT J. REGUS

from 45% to 51% pursuant to the underlying legislation in addition to vehicle sale activity.

Local Option Sales Taxes is trending 6% higher than FY 2018 and is conservatively estimated to total $16.3 million by year-end ($15.9 million was collected in FY 2018) which is $650,000 greater than budget.

Franchise Tax collections are estimated to total $6.7 million in FY 2019, which represents an increase over budget of $457,975. Collections in FY 2018 totaled $6.2 million. The growth in FY 2019 is due primarily to the partial-year impact of raising the Cable Franchise Fee from 3% to 5% effective January 1, 2019 as well as growth in electric franchise fee collections. The largest portion of Franchise Fees comes from GA Power and Suwanee (electric) and totaled $4.7 million in 2019 (2018 collections totaled $4.5 million).

Insurance Premium Tax collections total $4.1 million in FY 2019 and represent an 8% increase over FY 2018 collections of $3.8 million.

Real Estate Transfer Taxes is trending 38% higher than FY 2018 and is estimated to total $430,000 by year-end ($374,353 was collected in FY 2018) which is $130,000 greater than budget.

Building Permit Fee collections is trending 47% higher than FY 2018 and is conservatively estimated to total $2.5 million by year-end ($2.2 million was collected in FY 2018) which is $900,000 greater than budget. Building permit fee collections are variable but will likely exceed the estimate for FY 2019 and will be adjusted accordingly in future reports.

Municipal Court Fine collections is trending flat with FY 2018 and is estimated to total $1.8 million by year-end ($1.8 million was collected in FY 2018) which is -$225,000 less than budget. This revenue source has been in steady decline for multiple years with the trend accelerating in FY 2018. Factors for the decline include a combination of reduced tickets/citations and law changes that reduce collectability of court fines. However, recent months highlight a reversal of the decline along with growth during December-February.

Plan Review Fee collections is trending 60% higher than FY 2018 and is conservatively estimated to total $900,000 by year-end ($719,380 was collected in FY 2018) which is $200,000 greater than budget. Plan review fees were adjusted in the 1st quarter of 2019 to keep pace with cost drivers. Plan review fee collections are variable but will likely exceed the estimate for FY 2019 and will be adjusted accordingly in future reports.

Development Permit Fee collections is trending 123% higher than FY 2018 and is conservatively estimated to total $285,000 by year-end ($187,353 was collected in FY 2018) which is $135,000 greater than budget. Development permit fee collections are variable but will likely exceed the estimate for FY 2019 and will be adjusted accordingly in future reports.

Investment Earnings is trending 300% higher than FY 2018 and is estimated to total $400,000 by year-end ($227,599 was collected in FY 2018) which is $250,000 greater than budget. Factors include rising interest rates coupled with a change in investment strategy (e.g. shifts within a small portion of the portfolio towards longer-term investments and higher investment returns).

Expenditures: The following section pertains to information detailed in the attached Expenditure Summary by Department (expenditure rollup by department) and Expenditure Summary by Category (expenditure rollup by account) reports.

As of February 28, 2019, city departments (not including General Government[1]) have encumbered and expensed 65%, or $39.3 million, of their FY 2019 budget appropriations. Overtime expenses are trending 38% higher than FY 2018 due to multiple situations including coverage for vacant positions.

Contingency: The General Fund contingency balance totals $1.6 million.

Special Revenue Funds (large funds only)

The following section references information included within the attached GAAP Financial Statements.

Hotel/Motel Fund: FY 2019 revenues are budgeted at $9 million (net of carryforward fund balance totaling $1.8 million) with budgeted disbursements as follows: Alpharetta Convention & Visitor's Bureau (43.75% or $3.8 million); Facilities (18.75% and a portion of the carryforward fund balance detailed above; $979,963 for debt service on the Series 2016 Convention Center Bonds, $465,804 for eligible initiatives such as the Arts Center and Equestrian Center, and $814,470 in non-allocated); and the city (37.5% or $3.2 million). Debt Service Reserve funding (Convention Center Bonds) from the Facilities portion of the tax totals $1.5 million (funded in prior years and represents the remaining portion of the carryforward fund balance figure referenced above).

As of February 28, 2019, the city has collected 59% or $5.1 million (seven-months of collections). All collections have been distributed to the participating entities based on their proportionate share. Hotel Tax collections is trending 25% higher than FY 2018 and will likely exceed current budget levels.

E-911 Fund: FY 2019 revenues are budgeted at $4.1 million (net of carryforward fund balance totaling $1 million for capital initiatives and reserve balances in excess of the 21% Emergency Reserve target). As of February 28, 2019, the city has collected 50% or $2 million, which includes the 1st and 2nd quarterly payments under the City of Milton Intergovernmental Agreement.

Expenditures/encumbrances during the same time period total $3.5 million and represent general operations, blanket purchase orders that will sustain operations/capital initiatives throughout the year, and one-time capital initiatives. There are no budget variances anticipated at this time.

[1] General Government is utilized to account for non-operating transactions such as transfers-out to other city funds, contingency, etc.

Debt Service Fund

The following section pertains to information detailed within the attached GAAP Financial Statements.

FY 2019 revenues are budgeted at $5.1 million (net of carryforward fund balance totaling $1 million). As of February 28, 2019, actual revenue totaled in excess of 100% of budget ($5.5 million).

Grant Funds

The following section references information included within the attached Grant Funds Detail Reports.

Operating Grant Fund (Fund 220): Available funding totals $141,593 and represents unencumbered/ unspent project appropriations of $41,593 and a non-allocated reserve for future projects (grant matches) of $100,000.

Capital Grants Fund (Fund 340): Available funding totals $472,965 and represents unencumbered/unspent capital project appropriations and interfund transfers of $60,938 and a non-allocated reserve for future capital projects (grant matches) of $412,027.

Capital Project Funds

The following section references information included within the attached Capital Project Funds Detail Reports.

General Capital Project Fund (Fund 301): Available city funding totals $18.5 million and represents unencumbered/unspent capital project appropriations of $15.5 million and a non-allocated reserve for future capital projects of $3 million.

Available ABC (Alpharetta Business Community) funding totals $59,873 and represents unencumbered/unspent capital project appropriations (sidewalk connectivity).

Stormwater Capital Fund (Fund 302): Available funding totals $880,292 and represents unencumbered/ unspent capital project appropriations.

Conference Center Bond Fund (Fund 316): This fund accounts for proceeds of the Development Authority of Alpharetta Revenue Bonds, Series 2016 (Alpharetta Conference Center Project). Construction costs are fully expensed. Residual funds are being allocated towards debt service on the Series 2016 Bonds (Interfund transfer to the Hotel Fund).

Parks and Transportation Bond Fund (Fund 317): This fund accounts for proceeds of the voter approved General Obligation Bonds, Series 2016. Available funding totals $24.6 million and represents unencumbered/unspent capital project appropriations.

TSPLOST Capital Project Fund (Fund 335): This fund accounts for collections under the Transportation Special Local Option Sales Tax (TSPLOST) that went into effect on April 1, 2017. Available funding totals $18.9 million.

Enterprise Fund

The following section pertains to information detailed within the attached GAAP Financial Statements.

Solid Waste Fund: FY 2019 revenues are currently budgeted at $4 million (net of carryforward fund balance totaling $341,192 constituting reserve balances in excess of the 21% Emergency Reserve designation). As of February 28, 2019, the city has collected $4.2 million, which represents the 1st-4th quarter billings and associated investment earnings. Expenditures/encumbrances during the same time period total $4 million and represent general operations/blanket purchase orders (e.g. sanitation hauler) that will sustain operations throughout the year. There are no budget variances anticipated at this time.

Other Items

Council Member Stipend Activity Listing: The FY 2019 budget includes appropriations of $9,000 for the Mayor and $5,000 for each City Council Post and the available balances as of February 28, 2019 are as follows:

	Budget	Expenditures (year-to-date)	Available Balance
Mayor: Jim Gilvin	$ 9,000	$ 3,506	$ 5,494
Post #1: Donald Mitchell	$ 5,000	$ 3,750	$ 1,250
Post #2: Ben Burnett	$ 5,000	$ 1,480	$ 3,520
Post #3: Karen Richard	$ 5,000	$ 676	$ 4,324
Post #4: John Hipes	$ 5,000	$ 805	$ 4,195
Post #5: Jason Binder	$ 5,000	$ 1,689	$ 3,311
Post #6: Dan Merkel	$ 5,000	$ 732	$ 4,268

Development Authority[2] (Component Reporting Unit)

The following section pertains to information detailed within the attached Alpharetta Development Authority Financial Statements.

As of February 28, 2019, the Development Authority has $92,770 in available resources to support its main functions of promoting the public good and general welfare, trade, commerce, industry, general tax base and the employment opportunities available in the city.

Other reports included with this packet are as follows:

- Listing of Payments $5,000 and greater;
- Listing of PO's between $5,000 and $50,000; and
- Bid/RFP Status

[2] The Development Authority is a public corporation created and existing under the Constitution and laws of the State of Georgia and is governed by seven directors duly appointed by the Alpharetta City Council.

GENERAL FUND

Revenue Report

CITY OF ALPHARETTA

Financial Management Reports
General Fund (Unaudited)
Revenue Summary and Collection Comparison
For the month ended February 28, 2019

	Current Fiscal Year					Prior Fiscal Year		
	2019 Budget	2019 YTD	% Collected	2019 Estimated	Variance	2018 Actual	2018 YTD	% Collected
Top 10 Revenues:								
Property Taxes								
Current Year	$ 24,080,000	$ 24,176,721	100.4%	$ 24,176,721	$ 96,721	$ 21,154,929	$ 20,343,203	96.2%
Delinquent	237,000	131,539	55.5%	242,205	5,205	410,211	321,427	78.4%
Motor Vehicle Tax	115,000	90,642	78.8%	130,000	15,000	182,797	116,036	63.5%
Motor Vehicle Title Fee	900,000	617,736	68.6%	1,025,000	125,000	933,613	527,983	56.6%
Local Option Sales Tax	15,650,000	9,863,194	63.0%	16,300,000	650,000	15,907,320	9,340,682	58.7%
Franchise Tax	6,200,000	5,688,770	91.8%	6,657,975	457,975	6,177,460	5,364,817	86.8%
Insurance Premium Tax	3,900,000	4,112,996	105.5%	4,112,996	212,996	3,813,796	3,813,796	100.0%
Alcohol Beverage Excise Tax	2,200,000	1,362,274	61.9%	2,200,000	-	2,210,031	1,269,183	57.4%
Building Permit Fees	1,600,000	2,044,313	127.8%	2,500,000	900,000	2,232,284	1,394,229	62.5%
Business and Occupational Tax	1,150,000	922,509	80.2%	1,150,000	-	1,120,188	734,639	65.6%
Municipal Court Fines	1,975,000	1,180,359	59.8%	1,750,000	(225,000)	1,793,974	1,189,588	66.3%
Recreation/Special Event Fees	2,842,292	1,443,825	50.8%	2,879,656	37,364	2,740,903	1,345,778	49.1%
Hotel/Motel Tax (City portion)	3,225,000	1,917,277	59.5%	3,225,000	-	2,874,701	1,539,291	53.5%
subtotal	$ 64,074,292	$ 53,552,155	83.6%	$ 66,349,553	$ 2,275,261	$ 61,552,208	$ 47,300,652	76.8%
Other Revenues	4,253,740	3,510,833	82.5%	5,007,620	753,880	4,438,617	2,597,894	58.5%
Total Revenues	$ 68,328,032	$ 57,062,988	83.5%	$ 71,357,173	$ 3,029,141	$ 65,990,825	$ 49,898,546	75.6%
Carryforward Fund Balance	6,100,065							

GENERAL FUND

Expenditure Reports

CITY OF ALPHARETTA

Financial Management Reports
General Fund (unaudited)
Expenditure Summary by Department
For the month ended February 28, 2019

	Current Fiscal Year						Prior Fiscal Year		
	2019 Budget	2019 Encumbrances	2019 Exp. (YTD)	Funds Available	% Enc./Exp.	% Exp.	2018 Exp. (Total)	2018 Exp. (YTD)	% Exp.
Expenditures by Department:									
Mayor & Council	$ 364,389	$ 846	$ 233,717	$ 129,826	64.4%	64.1%	$ 292,533	$ 212,579	72.7%
City Administration	1,963,439	39,948	1,089,916	833,575	57.5%	55.5%	2,181,453	1,495,098	68.5%
Finance	3,366,136	55,428	2,235,319	1,075,389	68.1%	66.4%	3,319,528	2,378,922	71.7%
City Attorney	690,000	-	358,452	331,548	51.9%	51.9%	725,172	289,647	39.9%
Information Technology	1,742,223	8,693	1,125,831	607,699	65.1%	64.6%	1,602,409	1,099,426	68.6%
Human Resources	505,846	3,366	249,717	252,763	50.0%	49.4%	367,541	239,023	65.0%
Municipal Court	1,096,466	95,611	650,182	350,674	68.0%	59.3%	983,191	656,502	66.8%
Public Safety	28,472,171	459,755	18,223,420	9,788,996	65.6%	64.0%	26,161,349	17,888,123	68.4%
Public Works	8,821,264	402,023	5,289,493	3,129,748	64.5%	60.0%	7,770,820	5,083,022	65.4%
Recreation, Parks & Cultural Svcs	9,975,553	892,040	5,878,028	3,205,485	67.9%	58.9%	8,586,625	5,267,352	61.3%
Community Development	3,162,560	31,644	2,007,650	1,123,265	64.5%	63.5%	2,793,574	1,882,134	67.4%
subtotal	$ 60,160,047	$ 1,989,354	$ 37,341,724	$ 20,828,968	65.4%	62.1%	$ 54,784,195	$ 36,491,828	66.6%
General Government:									
Non-Departmental	$ -	$ -	$ -	$ -	-	-	$ 10,000	$ 10,000	100.0%
Insurance Premiums (Risk)	689,500	-	459,667	229,833	66.7%	66.7%	665,000	443,333	66.7%
Gwinnett Tech Bond P&I	286,590	-	53,295	233,295	18.6%	18.6%	286,840	55,920	19.5%
Transfer(s) to other Funds	11,580,047	-	7,066,710	4,513,337	61.0%	61.0%	14,022,363	9,348,242	66.7%
Contingency	1,711,913	-	99,691	1,612,222	5.8%	5.8%	45,697	21	0.0%
subtotal	$ 14,268,050	$ -	$ 7,679,363	$ 6,588,687	53.8%	53.8%	$ 15,029,900	$ 9,857,516	65.6%
Total Expenditures	$ 74,428,097	$ 1,989,354	$ 45,021,087	$ 27,417,656	63.2%	60.5%	$ 69,814,095	$ 46,349,344	66.4%

THE CITY OF
ALPHARETTA
GEORGIA

This page has been intentionally left blank

CITY OF ALPHARETTA

Financial Management Reports
General Fund (unaudited)
Expenditure Summary by Category
For the month ended February 28, 2019

	Current Fiscal Year						Prior Fiscal Year		
	2019 Budget	2019 Encumbrances	2019 Exp. (YTD)	Funds Available	% Enc./Exp.	% Exp.	2018 Exp. (Total)	2018 Exp. (YTD)	% Exp.
Expenditures by Category:									
Salaries & Benefits:									
(1) Regular Salaries	$ 26,638,794	$ -	$ 15,449,513	$ 11,189,281	58.0%	58.0%	$ 24,851,331	$ 16,184,556	65.1%
Overtime	1,341,499	-	1,296,511	44,988	96.6%	96.6%	1,627,910	937,846	57.6%
Group Insurance	8,008,808	-	5,071,211	2,937,597	63.3%	63.3%	7,012,482	4,820,382	68.7%
FICA and Social Security	2,127,111	-	1,210,877	916,234	56.9%	56.9%	1,911,771	1,238,140	64.8%
Defined Benefit Pension	2,599,935	-	2,599,935	-	100.0%	100.0%	2,500,954	2,500,954	100.0%
401(A) Retirement/Match	1,803,549	-	1,239,186	564,363	68.7%	68.7%	1,557,303	1,204,459	77.3%
(2) Other	1,382,830	-	1,101,943	280,887	79.7%	79.7%	763,999	507,823	66.5%
subtotal	$ 43,902,526	$ -	$ 27,969,175	$ 15,933,351	63.7%	63.7%	$ 40,225,750	$ 27,394,158	68.1%
Maintenance & Operations:									
Professional Services	$ 2,918,106	$ 608,939	$ 1,683,130	$ 626,038	78.5%	57.7%	$ 2,465,138	$ 1,525,820	61.9%
Legal Services	690,000	-	358,452	331,548	51.9%	51.9%	725,172	289,647	39.9%
Vehicle Fuel/Maintenance	973,034	2,506	547,023	423,505	56.5%	56.2%	946,260	572,911	60.5%
Maintenance Contracts	2,397,441	761,919	1,267,327	368,194	84.6%	52.9%	1,983,110	1,124,543	56.7%
IT Professional Services	1,437,923	226,904	1,049,419	161,601	88.8%	73.0%	1,409,769	1,131,060	80.2%
General Supplies	1,043,557	57,901	577,567	408,089	60.9%	55.3%	987,269	604,340	61.2%
Utilities	2,834,704	-	1,501,415	1,333,289	53.0%	53.0%	2,362,169	1,404,287	59.4%
Other	3,197,263	318,032	1,668,469	1,210,761	62.1%	52.2%	2,843,355	1,669,739	58.7%
subtotal	$ 15,492,028	$ 1,976,201	$ 8,652,802	$ 4,863,025	68.6%	55.9%	$ 13,722,242	$ 8,322,347	60.6%
Capital:									
OSSI/Fire Truck Leases	$ 628,550	$ -	$ 630,405	$ (1,855)	100.3%	100.3%	$ 578,654	$ 578,654	100.0%
Software Leases	76,943	-	76,942	1	100.0%	100.0%	180,944	180,944	100.0%
Other	60,000	13,153	12,399	34,448	42.6%	20.7%	76,604	15,724	20.5%
subtotal	$ 765,493	$ 13,153	$ 719,747	$ 32,593	95.7%	94.0%	$ 836,202	$ 775,323	92.7%
General Government:									
Non-Departmental	$ -	$ -	$ -	$ -	-	-	$ 10,000	$ 10,000	100.0%
Insurance Premiums (Risk)	689,500	-	459,667	229,833	66.7%	66.7%	665,000	443,333	66.7%
Gwinnett Tech Bond P&I	286,590	-	53,295	233,295	18.6%	18.6%	286,840	55,920	19.5%
Transfer(s) to other Funds	11,580,047	-	7,066,710	4,513,337	61.0%	61.0%	14,022,363	9,348,242	66.7%
Contingency	1,711,913	-	99,691	1,612,222	5.8%	5.8%	45,697	21	0.0%
subtotal	$ 14,268,050	$ -	$ 7,679,363	$ 6,588,687	53.8%	53.8%	$ 15,029,900	$ 9,857,516	65.6%
Total Expenditures	$ 74,428,097	$ 1,989,354	$ 45,021,087	$ 27,417,656	63.2%	60.5%	$ 69,814,095	$ 46,349,344	66.4%

Notes:

(1) Includes the following components: regular salaries, holiday leave, temporary and seasonal salaries, and separation payout.

(2) Includes the following components: workers compensation, educational programs, automobile allowance, tuition reimbursement, and employee service awards.

THE CITY OF
ALPHARETTA
GEORGIA

This page has been intentionally left blank

GRANT FUNDS

Revenue & Expenditure Reports

CITY OF ALPHARETTA

Financial Management Reports

Grant Funds

Operating Grant Fund Detail (Fund 220; life-to-date for active projects)

As of February 28, 2019

Account #		Project	Project Snapshot: Total Project Authorization	Project Snapshot: Prior Year Collections/ Expenditures	FY 2019: Carryforward Budget	FY 2019: FY 2019 Appropriations	FY 2019: Total Budget	FY 2019: Collections/ Expenditures	FY 2019: Encumbrances	Remaining
Revenues										
Public Safety										
22031150-331110	C1617	2015/16 BULLETPROOF VEST (DOJ)	$ 34,201	$ 32,298	$ 1,903	$ -	$ 1,903	$ 1,902		$ 1
22031150-331110	C1730	2017 BULLETPROOF VEST (DOJ)	13,178	-	13,178	-	13,178	3,016		10,162
22031150-331110	C1831	2018 BULLETPROOF VEST (DOJ)	15,375	-	15,375	-	15,375	-		15,375
22031150-331110	C1910	TURNOUT GEAR WASHER	22,728	-	22,728	-	22,728	-		22,728
		subtotal			*$ 53,184*	*$ -*	*$ 53,184*	*$ 4,918*		*$ 48,266*
Recreation, Parks & Cultural Services										
22061150-336000	C1837	2018 CAMP HAPPY HEARTS	4,622	-	4,622	-	4,622	4,623		(1)
		subtotal			*$ 4,622*	*$ -*	*$ 4,622*	*$ 4,623*		*$ (1)*
General Government										
22090200-391100		TRANSFER IN/GENERAL FUND (MATCH)			$ -	$ 30,000	$ 30,000	$ 20,000		$ 10,000
22090200-361000		INTEREST EARNINGS			-	-	-	659		(659)
22090200-391340		TRANSFER IN FROM CAPITAL GRANT FUND			60,912	-	60,912	-		60,912
22090200-395000		CARRYFORWARD FUND BALANCE			45,046	-	45,046	-		45,046
		subtotal			*$ 105,958*	*$ 30,000*	*$ 135,958*	*$ 20,659*		*$ 115,299*
		Total			**$ 163,764**	**$ 30,000**	**$ 193,764**	**$ 30,200**		**$ 163,564**
Expenditures										
Public Safety										
22031150-542100	C1617	2015/16 BULLETPROOF VEST (DOJ)	$ 68,400	$ 65,988	$ 2,412	$ -	$ 2,412	$ 2,412	$ -	$ -
22031150-542100	C1730	2017 BULLETPROOF VEST (DOJ)	26,356	-	26,356	-	26,356	17,935	-	8,421
22031150-542100	C1831	2018 BULLETPROOF VEST (DOJ)	30,750	-	30,750	-	30,750	-	-	30,750
22031150-542100	C1910	TURNOUT GEAR WASHER	25,000	-	25,000	-	25,000	-	23,085	1,915
		subtotal			*$ 84,518*	*$ -*	*$ 84,518*	*$ 20,347*	*$ 23,085*	*$ 41,086*
Recreation, Parks & Cultural Services										
22061150-531100	C1815	2017 CAMP HAPPY HEARTS	$ 14,550	$ 14,549	$ 1	$ -	$ 1	$ -	$ -	$ 1
22061150-531100	C1837	2018 CAMP HAPPY HEARTS	9,245	-	9,245	-	9,245	8,739		506
		subtotal			*$ 9,246*	*$ -*	*$ 9,246*	*$ 8,739*	*$ -*	*$ 507*
Non-Allocated										
(1) 22090200-579000		RESERVE FOR CITY GRANT MATCHES			$ 70,000	$ 30,000	$ 100,000	$ -	$ -	$ 100,000
		subtotal			*$ 70,000*	*$ 30,000*	*$ 100,000*	*$ -*	*$ -*	*$ 100,000*
		Total			**$ 163,764**	**$ 30,000**	**$ 193,764**	**$ 29,086**	**$ 23,085**	**$ 141,593**

Notes:

(1) Represents funding available for City matches to City Council approved Grants.

CITY OF ALPHARETTA

Financial Management Reports

Grant Funds

Capital Grant Fund Detail (Fund 340; life-to-date for active projects)

As of February 28, 2019

			Project Snapshot		FY 2019					
Account #		Project	Total Project Authorization	Prior Year Collections/ Expenditures	Carryforward Budget	FY 2019 Appropriations	Total Budget	Collections/ Expenditures	Encumbrances	Remaining
Revenue										
Public Works										
34041100-331350	C0005	GDOT TE GRANT-ENCORE BRIDGE	$ 779,701	$ 779,701	$ -	$ -	$ -	$ -		$ -
34041100-331351	C0005	GDOT GRANT-ENCORE BRIDGE	7,600,000	7,406,078	193,922	-	193,922	311,990		(118,068)
34041100-336001	C0005	NFCID SRTA-ENCORE BRIDGE	1,000,000	1,000,000	-	-	-	-		-
34041100-336002	C0005	NFCID-ENCORE BRIDGE	2,788,114	2,703,589	84,525	-	84,525	84,524		1
34041100-334310	C1219	MILLING AND RESURFACING (LMIG)	3,371,177	2,769,200	601,977		601,977	601,977		0
34041100-331350	C1927	WINDWARD TRIPLE LEFTS (GDOT-FED)	2,317,942	-	2,317,942	-	2,317,942	-		2,317,942
34041100-334350	C1927	WINDWARD TRIPLE LEFTS (GTIB-NFCID)	1,433,200	-	1,433,200	-	1,433,200	-		1,433,200
		subtotal			*$ 4,631,566*	*$ -*	*$ 4,631,566*	*$ 998,491*		*$ 3,633,075*
Community Development										
34074150-331150	C1921	NORTHPOINT PLACEMAKING PLAN	75,000	-	$ 75,000	$ -	$ 75,000	$ -		$ 75,000
		subtotal			*$ 75,000*	*$ -*	*$ 75,000*	*$ -*		*$ 75,000*
General Government										
34090200-361000		INTEREST EARNINGS			$ -	$ -	$ -	$ 6,953		$ (6,953)
34090200-395000		CARRYFORWARD FUND BALANCE			215,502	-	215,502	-		215,502
		subtotal			*$ 215,502*	*$ -*	*$ 215,502*	*$ 6,953*		*$ 208,549*
		Total			**$ 4,922,068**	**$ -**	**$ 4,922,068**	**$ 1,005,444**		**$ 3,916,624**
Expenditures										
Public Works										
34041100-541410	C0005	ENCORE PKWY GREENWAY CONNECTION	$ 11,917,500	$ 11,915,240	$ 2,260	$ -	$ 2,260	$ 2,259	$ -	$ 1
34041100-541410	C1219	MILLING AND RESURFACING (LMIG)	3,371,177	2,769,200	601,977	-	601,977	-	601,977	0
34041100-541410	C1927	WINDWARD TRIPLE LEFTS	3,751,142	-	3,751,142	-	3,751,142	-	3,751,141	1
		subtotal			*$ 4,355,379*	*$ -*	*$ 4,355,379*	*$ 2,259*	*$ 4,353,118*	*$ 2*
Community Development										
34074150-52100	C1921	NORTHPOINT PLACEMAKING PLAN	93,750	-	$ 93,750	$ -	$ 93,750	$ 29,011	$ 64,715	$ 24
		subtotal			*$ 93,750*	*$ -*	*$ 93,750*	*$ 29,011*	*$ 64,715*	*$ 24*
Non-Allocated										
(1) 34090200-579000		RESERVE FOR CITY MATCHES			$ 412,027	$ -	$ 412,027	$ -	$ -	$ 412,027
34090200-611220		TRANSFER OUT TO OP. GRANT FUND			60,912	-	60,912	-	-	60,912
		subtotal			*$ 412,027*	*$ -*	*$ 472,939*	*$ -*	*$ -*	*$ 472,939*
		Total			**$ 4,861,156**	**$ -**	**$ 4,922,068**	**$ 31,270**	**$ 4,417,833**	**$ 472,965**

Notes:

(1) Represents funding available for City matches to City Council approved Grants.

CAPITAL PROJECT FUNDS

Revenue & Expenditure Reports

CITY OF ALPHARETTA

Financial Management Reports
Capital Project Funds
General Capital Project Fund Detail (Fund 301; life-to-date for active projects)
As of February 28, 2019

			Project Snapshot		FY 2019					
Account #		Project	Total Project Authorization	Prior Year Actuals	Carryforward Budget	FY 2019 Appropriations	Total Budget	Collections / Expenditures	Encumbrances	Funds Available
Revenue										
30141100-336000	C0005	FULTON-ENCORE (WATERLINE)	$ 534,906	$ 519,567	$ 15,339	$ -	$ 15,339	$ 15,339		$ -
30141100-336000	C1410	RUCKER RD WATERLINE	1,782,350	-	1,782,350	-	1,782,350	1,214,419		567,931
30141100-371000	C1410	RUCKER RD-WEITZ SEWER LINE	68,080	-	68,080	-	68,080	68,080		-
30141100-336000	C1702	KIMBALL BR RD IMPROVEMENTS	6,083,354	-	6,083,354	-	6,083,354	-		6,083,354
30141100-371000	C1712	ALPHALOOP (AVALON)	1,000,000	-	1,000,000	-	1,000,000	-		1,000,000
30141100-371001	C1712	ALPHALOOP (CID)	250,000	-	250,000	-	250,000	188,741		61,259
30141100-336000	C1714	BETHANY/MID BROADWELL ROUNDABOUT	292,195	-	292,195	-	292,195	-		292,195
30141100-336000	C1715	BETHANY/MAYFIELD ROUNDABOUT	436,492	-	436,492	-	436,492	-		436,492
30141100-336000	C1828	WARSAW SIDEWALKS (ROSWELL)	83,914	-	83,914	-	83,914	-		83,914
30141100-336000	C1927	WINDWARD TRIPLE LEFTS (FC WATER)	490,517	-	490,517	-	490,517	-		490,517
30141100-371001	C1927	WINDWARD TRIPLE LEFTS (NFCID)	160,137	-	160,137	-	160,137	-		160,137
30141100-371002	C1927	WINDWARD TRIPLE LEFTS (NFCID-FC)	500,000	-	500,000	-	500,000	-		500,000
30141100-336000	C1928	RUCKER ROAD - ROSWELL CONTRIBUTION	2,905,158	-	2,905,158	-	2,905,158	-		2,905,158
30161150-371000	C1834	NUTCRACKER PROGRAM	31,500	-	31,500	-	31,500	31,500		-
30161150-371000	C1926	NORTHSIDE MOU (PARKS)	40,000	-	40,000	-	40,000	40,000		-
30174150-371000	C0019	DOWNTOWN PARKING FUND	175,000	-	175,000	-	175,000	175,000		-
30174150-337000	C0910	CONTRIBUTION (TREE BANK)	373,600	255,200	118,400	-	118,400	118,400		-
30176100-371000	C1442	MAIN ST. IMPROVEMENTS (ABC)	1,812,724	1,774,772	37,952	-	37,952	-		37,952
30176100-371000	C1712	ALPHALOOP (ABC)	444,002	309,187	134,815	-	134,815	20,002		114,813
		subtotal			*$ 14,605,203*	*$ -*	*$ 14,605,203*	*$ 1,871,481*		*$ 12,733,722*
Non-Departmental										
30190200-395000		CARRYFORWARD FUND BALANCE			$ 11,391,446	$ 2,750,000	$ 14,141,446	$ -		$ 14,141,446
30190200-391100		TRANSFER-IN FROM THE GENERAL FUND (MATCH)			979,982	8,695,065	9,675,047	5,796,710		3,878,337
30190200-361000		INTEREST EARNINGS			225,000	-	225,000	216,767		8,233
		subtotal			*$ 12,596,428*	*$ 11,445,065*	*$ 24,041,493*	*$ 6,013,477*		*$ 18,028,016*
		Total			**$ 27,201,631**	**$ 11,445,065**	**$ 38,646,696**	**$ 7,884,958**		**$ 30,761,738**
Expenditures										
Administration										
30113230-544100	C1130	DOWNTOWN FACADE GRANT PROGRAM	$ 180,753	$ 176,024	$ 4,729	$ -	$ 4,729	$ 4,728	$ -	$ 1
30113230-542400	C1222	RECORDS MANAGEMENT	35,001	32,616	2,385	-	2,385	-	-	2,385
30113230-544100	C1300	CITY ECON DEVELOPMENT TOOLKIT	296,159	158,159	13,000	125,000	138,000	28,850	-	109,150
30113230-541300	C1501	HISTORY ROOM (CITY CENTER)	327,315	314,794	12,521	-	12,521	-	5,570	6,951
30113230-544200	C1527	VETERANS MEMORIAL	105,511	75,785	29,726	-	29,726	-	-	29,726

CITY OF ALPHARETTA

Financial Management Reports

Capital Project Funds

General Capital Project Fund Detail (Fund 301; life-to-date for active projects)

As of February 28, 2019

			Project Snapshot		FY 2019					
Account #		Project	Total Project Authorization	Prior Year Actuals	Carryforward Budget	FY 2019 Appropriations	Total Budget	Collections / Expenditures	Encumbrances	Funds Available
30113230-571000	C1532	ATC OPERATIONAL FUNDS	220,000	95,000	6,664	118,336	125,000	125,000	-	-
30113230-544200	C1614	THE STORIES PROJECT	50,000	50,000	-	-	-	-	-	-
30113230-544100	C1822	AG TECH SPONSORSHIP	37,000	25,000	12,000	-	12,000	12,000	-	-
		subtotal			*$ 81,025*	*$ 243,336*	*$ 324,361*	*$ 170,578*	*$ 5,570*	*$ 148,213*
Finance										
30115150-542400	C1101	ARCHIVE FILING & SCANNING	$ 5,809	$ -	$ 5,809	$ -	$ 5,809	$ 4,746	$ -	$ 1,063
30115150-542400	C1102	FINANCE SOFTWARE IMPROVEMENT	87,002	85,117	1,885	-	1,885	-	1,885	0
30115150-542400	C1141	TYLER ERP SYSTEM	355,505	313,179	42,326	-	42,326	2,337	1,415	38,574
		subtotal			*$ 50,020*	*$ -*	*$ 50,020*	*$ 7,083*	*$ 3,300*	*$ 39,637*
Information Technology										
30117400-542400	C0900	CISCO DATA NETWORK	$ 300,001	$ 144,058	$ 155,943	$ -	$ 155,943	$ 11,693	$ -	$ 144,250
30117400-542400	C1000	GIS AERIAL MAPPING	50,001	25,487	24,514	-	24,514	-	1,700	22,814
30117400-542400	C1103	NETWORK AND VOIP	167,678	112,961	54,717	-	54,717	-	9,893	44,824
30117400-542400	C1312	BACKUP DATA STORAGE MGMT.	510,002	475,874	34,128	-	34,128	-	-	34,128
30117400-542400	C1313	TECHNOLOGY REPLACEMENT	1,962,366	1,358,489	303,877	300,000	603,877	338,548	151,831	113,499
30117400-542400	C1400	PW DATA CTR SERVER REPLACEMENT	417,503	202,215	5,288	210,000	215,288	-	-	215,288
30117400-542400	C1615	APP/DESKTOP VIRTUALIZATION	415,001	87,779	177,222	150,000	327,222	-	-	327,222
30117400-542400	C1725	CITY FIBER RELOCATION	30,000	7,695	22,305	-	22,305	-	-	22,305
30117400-542400	C1809	GIS PARCEL CORRECTIONS	80,000	26,300	53,700	-	53,700	50,425	3,275	-
		subtotal			*$ 831,694*	*$ 660,000*	*$ 1,491,694*	*$ 400,666*	*$ 166,699*	*$ 924,329*
Public Safety										
30131150-542200	C1202	FLEET REPLACEMENT	$ 5,068,284	$ 4,039,615	$ 20,669	$ 1,008,000	$ 1,028,669	$ 830,645	$ 197,778	$ 246
30131150-542400	C1205	SEC CAMERA SY	75,000	-	-	75,000	75,000	-	-	75,000
30131150-541300	C1229	PS ROOF REPAIR	68,811	-	(21,189)	90,000	68,811	67,458	-	1,353
30131150-542100	C1401	PS EQUIPMENT REPLACEMENT	650,671	477,681	28,290	144,700	172,990	98,878	65,112	9,000
30131150-541300	C1630	PS HQ EXPANSION	2,524,446	2,459,446	-	65,000	65,000	63,257	-	1,743
30131150-541300	C1706	RAPSTC IMPROVEMENTS	216,693	-	216,693	-	216,693	-	-	216,693
30131150-544200	C1707	LICENSE PLATE REC GRANT	80,000	-	80,000	-	80,000	-	49,999	30,001
30131150-544200	C1832	ICMA PS Study	125,000	44,000	81,000	-	81,000	73,261	7,739	-
30131150-541410	C1907	TRAFFIC PREEMPTIVE SYSTEM	150,000	-	-	150,000	150,000	-	-	150,000
30131150-542100	C1910	TUR-OUT GEAR	25,000	-	-	25,000	25,000	-	6,880	18,120
		subtotal			*$ 405,463*	*$ 1,557,700*	*$ 1,963,163*	*$ 1,133,500*	*$ 327,507*	*$ 502,156*
Public Works										
30141100-541410	C0005	COA/FULTON-ENCORE BRIDGE	$ 636,289	$ 636,289	$ -	$ -	$ -	$ -	$ -	$ -
30141100-541410	C0041	TRAFFIC SIGNAL INTERCONNECT	279,779	29,778	250,001	-	250,001	8,000	-	242,001
30141100-541410	C0042	STREET LIGHTING	50,000	-	-	50,000	50,000	-	-	50,000

CITY OF ALPHARETTA

Financial Management Reports

Capital Project Funds

General Capital Project Fund Detail (Fund 301; life-to-date for active projects)

As of February 28, 2019

		Project Snapshot		FY 2019					
Account #	Project	Total Project Authorization	Prior Year Actuals	Carryforward Budget	FY 2019 Appropriations	Total Budget	Collections / Expenditures	Encumbrances	Funds Available
30141100-541200	C0910 TREE REPLACEMENT FUND	1,277,248	449,221	828,027	-	828,027	10,445	22,305	795,277
30141100-541200	C1008 CEMETERY AUTHORITY-MAINTENANCE	458,254	96,997	361,257	-	361,257	13,110	27,945	320,202
30141100-541410	C1207 BRIDGE MAINTENANCE	1,278,383	1,088,172	15,211	175,000	190,211	-	-	190,211
30141100-541410	C1208 MAST ARM MAINTENANCE	452,946	418,346	9,600	25,000	34,600	-	34,600	-
30141100-541410	C1215 STRIPING & SIGNAGE	1,198,586	846,777	171,809	180,000	351,809	142,322	65,410	144,077
30141100-541410	C1217 TRAFFIC CALMING & INTERSECTION IMP	253,583	210,369	8,214	35,000	43,214	25,429	13,770	4,015
30141100-541410	C1218 TRAFFIC SIGNAL SYSTEM MAINTENANCE	404,265	273,243	31,022	100,000	131,022	90,512	2,805	37,705
30141100-541410	C1219 MILLING AND RESURFACING	14,070,951	10,737,249	1,408,702	1,925,000	3,333,702	31,176	2,769,980	532,547
30141100-541410	C1220 TRAFFIC CONTROL EQUIPMENT	587,489	458,837	28,652	100,000	128,652	40,595	10,019	78,038
30141100-541410	C1221 DESIGN SERVICES	709,308	499,730	94,578	115,000	209,578	19,308	26,800	163,470
30141100-542200	C1223 FLEET REPLACEMENT	965,649	696,811	24,338	244,500	268,838	64,253	173,492	31,093
30141100-541200	C1302 TREE PLANTING & LANDSCAPING IMP	658,315	484,732	73,583	100,000	173,583	8,044	20,187	145,352
30141100-541200	C1311 DOWNTOWN ENHANCEMENTS	106,537	97,087	9,450	-	9,450	9,450	-	-
30141100-541420	C1325 RUCKER SIDEWALK (DEVPR CONTR)	50,000	5,000	45,000	-	45,000	-	45,000	-
30141100-541410	C1407 MINOR INTERSECTION UPGRADES	112,168	77,104	35,064	-	35,064	13,072	-	21,992
30141100-541410	C1410 RUCKER RD CORRIDOR IMPROVEMENTS	2,610,000	1,082,035	1,527,965	-	1,527,965	933,573	569,391	25,001
30141100-541420	C1512 SIDEWALK IMPROVEMENTS	824,801	627,545	197,256	-	197,256	83,571	-	113,685
30141100-541200	C1515 DOWNTOWN WASTE COMPACTOR	49,940	-	49,940	-	49,940	37,455	12,485	-
30141100-541410	C1606 MAJOR INTERSECTION IMPROVEMENTS	64,760	64,760	-	-	-	-	-	-
30141100-541300	C1632 WEST PARKING LOT CONSTRUCTION	81,190	81,190	-	-	-	-	-	-
30141100-541410	C1637 OLD ROSWELL ST PEDESTRIAN IMP	150,000	-	150,000	-	150,000	-	150,000	-
30141100-541410	C1702 KIMBALL BR RD IMPROVEMENTS	6,083,354	-	6,083,354	-	6,083,354	-	-	6,083,354
30141100-541300	C1704 WEST PARKING GARAGE	7,573,774	1,555,906	6,017,868	-	6,017,868	3,916,969	1,920,929	179,970
30141100-541420	C1712 ALPHALOOP	1,328,368	9,000	1,319,368	-	1,319,368	74,779	33,878	1,210,711
30141100-541410	C1714 BETHANY/MID BROADWELL ROUNDABOUT	292,195	-	292,195	-	292,195	-	-	292,195
30141100-541410	C1715 BETHANY/MAYFIELD ROUNDABOUT	436,492	-	436,492	-	436,492	-	-	436,492
30141100-541430	C1721 MAYFIELD RD CULVERT	409,106	12,146	396,960	-	396,960	396,960	-	0
30141100-541420	C1801 SIDEWALK MAINTENANCE/REPAIR	300,000	-	100,000	200,000	300,000	-	49,000	251,000
30141100-541420	C1808 CITY CTR SIDEWALKS/UTILITIES	563,435	563,435	(26,079)	26,079	-	(9,878)	-	9,878
30141100-541420	C1828 WARSAW SIDEWALKS (ROSWELL)	83,914	-	83,914	-	83,914	83,914	-	0
30141100-541300	C1836 PARKING GARAGE REPAIRS	206,815	-	206,815	-	206,815	63,408	100,718	42,690
30141100-541410	C1900 PARK PAVEMENT PRESERVATION	250,000	-	-	250,000	250,000	-	-	250,000
30141100-541410	C1901 TRAFFIC RESPONSIVE SYSTEM MAINT	50,000	-	-	50,000	50,000	3,586	3,577	42,838
30141100-541300	C1902 FIRE STATION RENOVATIONS	125,000	-	-	125,000	125,000	6,708	14,798	103,495
30141100-541300	C1903 CID RENOVATIONS	70,000	-	-	70,000	70,000	4,000	-	66,000
30141100-541300	C1904 PW HQ RENOVATIONS	40,000	-	-	40,000	40,000	30,630	-	9,370
30141100-541300	C1905 GYM RENOVATIONS	35,000	-	-	35,000	35,000	-	-	35,000
30141100-541300	C1906 CITY HALL RENOVATIONS	50,000	-	-	50,000	50,000	-	-	50,000

CITY OF ALPHARETTA

Financial Management Reports

Capital Project Funds

General Capital Project Fund Detail (Fund 301; life-to-date for active projects)

As of February 28, 2019

			Project Snapshot		FY 2019					
Account #		Project	Total Project Authorization	Prior Year Actuals	Carryforward Budget	FY 2019 Appropriations	Total Budget	Collections / Expenditures	Encumbrances	Funds Available
30141100-541500	C1909	PARK PLAZA SIGNAL	227,700	-	-	227,700	227,700	9,204	25,410	193,086
30141100-541200	C1915	PS HQ PARKING LOT	13,760	-	(6,240)	20,000	13,760	13,760	-	-
30141100-541410	C1918	PEDESTRIAN SAFETY STUDY	124,280	-	(720)	125,000	124,280	75,708	48,572	-
30141100-541410	C1922	WILLS RD WIDENING	45,540	-	45,540	-	45,540	-	11,040	34,500
30141100-541410	C1923	BUICE RD TRAFFIC CALMING	250,000	-	250,000	-	250,000	-	-	250,000
30141100-541410	C1927	WINDWARD TRIPLE LEFT	1,150,654	-	1,150,654	-	1,150,654	-	1,131,653	19,001
30141100-5541410	c1928	RUCKER RD - ROSWELL CONTRIBUTION	2,905,158	-	2,905,158	-	2,905,158	-	2,905,158	1
		subtotal			*$ 24,574,948*	*$ 4,268,279*	*$ 28,843,227*	*$ 6,200,061*	*$ 10,188,920*	*$ 12,454,246*
Recreation, Parks & Cultural Services										
30161150-541500	C0922	SYNTHETIC TURF REPLACEMENT	$ 885,362	$ 422,841	$ 12,521	$ 450,000	$ 462,521	$ 459,581	$ 2,940	$ -
30161150-541500	C1221	DESIGN SERVICES	142,052	88,855	33,197	20,000	53,197	17,648	17,120	18,429
30161150-541500	C1225	ATHLETIC SCOREBOARDS	196,203	173,836	2,367	20,000	22,367	-	21,932	435
30161150-541300	C1229	REC & PARK BLDG. RE-ROOF	947,039	810,039	-	137,000	137,000	17,190	3,375	116,435
30161150-541500	C1230	NORTH PARK TENNIS CT RESURFACE	59,948	-	(52)	60,000	59,948	59,948	-	0
30161150-542200	C1232	FLEET REPLACEMENT	335,090	306,751	339	28,000	28,339	28,339	-	-
30161150-542100	C1402	RP EQUIPMENT REPLACEMENT	392,999	356,999	-	36,000	36,000	36,000	-	-
30161150-541500	C1424	WILLS PK POOL EXPANSION	2,340,452	2,303,807	36,645	-	36,645	10,189	26,456	-
30161150-541500	C1524	ADAPTIVE PLAYGROUND EQUIPMENT	28,501	20,422	8,079	-	8,079	-	-	8,079
30161150-544200	C1600	DOWNTOWN SCULPTURE PROGRAM	165,000	120,442	44,558	-	44,558	12,800	1,125	30,633
30161150-541500	C1612	PARK SIGNAGE	55,001	53,141	1,860	-	1,860	1,860	-	-
30161150-541500	C1614	THE STORIES PROJECT	50,000	-	25,000	25,000	50,000	-	-	50,000
30161150-541510	C1636	GREENWAY REPAIR AND MAINTENANCE	102,169	2,169	100,000	-	100,000	92,469	-	7,531
30161150-541500	C1641	PARK MASTER PLANS	296,451	154,084	142,367	-	142,367	81,675	-	60,692
30161150-541500	C1804	PARK REPAIRS/IMPROVEMENTS	215,895	104,488	11,407	100,000	111,407	44,778	41,601	25,029
30161150-541300	C1805	NP RESTROOM EXPANSION	30,000	-	30,000	-	30,000	-	-	30,000
30161150-541500	C1806	PARKS PLAYGROUND EQUIPMENT	150,001	37,704	12,297	100,000	112,297	5,556	-	106,741
30161150-544100	C1807	PUBLIC ARTS PROGRAM	170,000	62,500	22,500	85,000	107,500	22,500	-	85,000
30161150-531600	C1834	NUTCRACKER PROGRAM	31,500	-	31,500	-	31,500	29,706	-	1,794
30161150-541500	C1908	WAYFINDING SIGNAGE	75,000	-	-	75,000	75,000	4,155	3,099	67,746
30161150-541500	C1920	PARK DEVELOPMENT	566,307	-	286,307	280,000	566,307	15,315	1,350	549,642
30161150-541500	C1924	EMERGENCY CALL BOXES	64,400	-	64,400	-	64,400	63,400	1,000	-
30161150-541500	C1926	NORTHSIDE MOU (PARKS)	40,000	-	40,000	-	40,000	-	-	40,000
		subtotal			*$ 905,292*	*$ 1,416,000*	*$ 2,321,292*	*$ 1,003,108*	*$ 119,998*	*$ 1,198,186*

CITY OF ALPHARETTA

Financial Management Reports

Capital Project Funds

General Capital Project Fund Detail (Fund 301; life-to-date for active projects)

As of February 28, 2019

			Project Snapshot		FY 2019					
Account #		Project	Total Project Authorization	Prior Year Actuals	Carryforward Budget	FY 2019 Appropriations	Total Budget	Collections / Expenditures	Encumbrances	Funds Available
Community Development										
30174150-544100	C0019	DOWNTOWN PARKING FUND	$ 438,249	$ 260,748	$ 177,501	$ -	$ 177,501	$ -	$ 2,501	$ 175,000
30174150-542400	C1222	RECORDS MANAGEMENT	50,002	22,169	27,833	-	27,833	4,736	5,264	17,833
30174150-542200	C1433	FLEET REPLACEMENT	230,326	180,326	-	50,000	50,000	42,319	-	7,681
30174150-541410	C1603	DESIGN SERVICES	280,002	140,529	59,473	80,000	139,473	41,114	35,312	63,047
30174150-541300	C1824	OFFICE BUILDOUT (CITY HALL)	80,001	34,636	45,365	-	45,365	40,068	1,640	3,657
30174150-541410	C1917	MILTON AVE. CONCEPT DESIGN	40,000	-	-	40,000	40,000	8,477	27,948	3,575
		subtotal			*$ 310,172*	*$ 170,000*	*$ 480,172*	*$ 136,713*	*$ 72,665*	*$ 270,793*
Alpharetta Business Community Sidewalk Projects										
30176100-541420	C1442	MAIN ST IMPROVEMENTS	$ 1,812,724	$ 1,774,772	$ 37,952	$ -	$ 37,952	$ -	$ 33,312	$ 4,640
30176100-541420	C1712	ALPHALOOP	444,002	309,187	134,815	-	134,815	65,876	13,706	55,233
		subtotal			*$ 172,767*	*$ -*	*$ 172,767*	*$ 65,876*	*$ 47,018*	*$ 59,873*
Non-Departmental										
30190200-579000		NON-ALLOCATED			$ (129,750)	$ 3,129,750	$ 3,000,000	$ -	$ -	$ 3,000,000
		subtotal			*$ (129,750)*	*$ 3,129,750*	*$ 3,000,000*	*$ -*	*$ -*	*$ 3,000,000*
		Total			$ 27,201,631	$ 11,445,065	$ 38,646,696	$ 9,117,587	$ 10,931,677	$ 18,597,433

CITY OF ALPHARETTA

Financial Management Reports

Capital Project Funds

Stormwater Capital Fund Detail (Fund 302; life-to-date for all projects)

As of February 28, 2019

		Project Snapshot		FY 2019					
Account #	Project	Total Project Authorization	Prior Year Actuals	Carryforward Budget	FY 2019 Appropriations	Total Budget	Collections / Expenditures	Encumbrances	Funds Available
Revenue									
Non-Departmental									
30290200-361000	INTEREST EARNINGS			$ -	$ -	$ -	$ 15,405		$ (15,405)
30290200-391100	TRANSFER IN/GENERAL FUND MATCH			-	1,875,000	1,875,000	1,250,000		625,000
30290200-395000	CARRYFORWARD FUND BALANCE			543,757	-	543,757	-		543,757
	Total			**$ 543,757**	**$ 1,875,000**	**$ 2,418,757**	**$ 1,265,405**		**$ 1,153,352**
Expenditures									
Public Works									
30241100-541430 C1216	SW DRAINAGE MAINTENANCE	$ 389,429	$ 127,080	$ 112,349	$ 150,000	$ 262,349	$ 47,857	$ 57,537	$ 156,955
30241100-541430 C1308	SW PIPE & STRUCTURE R&M	3,049,213	1,557,659	266,554	1,225,000	1,491,554	713,766	471,200	306,588
30241100-541430 C1503	STORMWATER STUDIES	200,000	38,923	61,077	100,000	161,077	46,131	14,946	100,000
30241100-541430 C1604	STORMWATER INSPECTIONS	283,420	147,286	36,134	100,000	136,134	44,940	58,034	33,160
30241100-541430 C1721	MAYFIELD RD CULVERT	450,840	383,197	67,643	-	67,643	67,643	-	0
30261150-541430 C1919	WILLS PARK STREAM RESTORATION	300,000	-	-	300,000	300,000	7,214	9,198	283,588
	Total			**$ 543,757**	**$ 1,875,000**	**$ 2,418,757**	**$ 927,550**	**$ 610,915**	**$ 880,292**

CITY OF ALPHARETTA

Financial Management Reports

Capital Project Funds

Convention Center Capital Fund Detail (Fund 316; life-to-date for all projects)

As of February 28, 2019

		Project Snapshot		FY 2019					
Account #	Project	Total Project Authorization	Prior Year Actuals	Carryforward Budget	FY 2019 Appropriations	Total Budget	Collections / Expenditures	Encumbrances	Funds Available
Revenue									
Non-Departmental									
31690200-395000	CARRYFORWARD FUND BALANCE			$ 374,722	$ -	$ 374,722	$ -		$ 374,722
31690200-361000	INTEREST EARNINGS			5,500	-	5,500	5,507		(7)
	Total			**$ 380,222**	**$ -**	**$ 380,222**	**$ 5,507**		**$ 374,715**
Expenditures									
31690200-611275	TRANSFER OUT TO HOTEL/MOTEL FUND			$ 380,222	$ -	$ 380,222	$ -	$ -	$ 380,222
	Total			**$ 380,222**	**$ -**	**$ 380,222**	**$ -**	**$ -**	**$ 380,222**

CITY OF ALPHARETTA

Financial Management Reports

Capital Project Funds

Parks and Transportation Bond Fund Detail (Fund 317; life-to-date for all projects)

As of February 28, 2019

			Project Snapshot		FY 2019					
Account #		Project	Total Project Authorization	Prior Year Actuals	Carryforward Budget	FY 2019 Appropriations	Total Budget	Collections / Expenditures	Encumbrances	Funds Available
Revenue										
Non-Departmental										
31790200-395000		CARRYFORWARD FUND BALANCE			$ 37,792,647	$ -	$ 37,792,647	$ -		$ 37,792,647
31790200-361000		INTEREST EARNINGS			700,000	-	700,000	551,425		148,576
		Total			$ 38,492,647	$ -	$ 38,492,647	$ 551,425		$ 37,941,223
Expenditures										
31741100-541410	C1410	RUCKER RD CORRIDOR	14,850,001	3,052,006	$ 11,797,995	$ -	$ 11,797,995	$ 1,389,794	$ 10,387,379	$ 20,822
31741100-541420	C1512	SIDEWALK IMP (NON-ALLOCATED)	937,166	249,185	687,981	-	687,981	18,382	3,400	666,199
31741100-541410	C1631	MCGINNIS RD IGA (FORSYTH)	1,500,000	400,000	1,100,000	-	1,100,000	-	-	1,100,000
31741100-541410	C1702	KIMBALL BR RD IMPROVEMENTS	9,209,084	642,719	8,566,365	-	8,566,365	(60,626)	15	8,626,976
31741100-541410	C1703	WINDWARD PKWY IMPROVEMENTS	2,000,001	300,516	1,699,485	-	1,699,485	78,572	25,263	1,595,650
31741100-541420	C1712	ALPHALOOP	500,000	86,927	413,073	-	413,073	78,031	81,404	253,638
31741100-541420	C1715	BETHANY/MAYFIELD ROUNDABOUT	403,154	-	403,154	-	403,154	43,390	-	359,764
31741100-541420	C1726	SIDEWALKS IMP PHASE 1	356,162	356,162	-	-	-	-	-	-
31741100-541420	C1727	MAYFIELD RD SIDEWALK	914,337	913,204	1,133	-	1,133	1,133	-	-
31741100-541420	C1814	SIDEWALKS IMP PHASE 3	276,441	276,441	-	-	-	-	-	-
31741100-541420	C1818	SIDEWALKS IMP PHASE 4	276,490	276,490	-	-	-	-	-	-
31741100-541420	C1820	SIDEWALKS IMP PHASE 5	209,395	102,516	106,879	-	106,879	106,879	-	1
31741100-541420	C1826	SPRUELL CIRCLE SIDEWALK	308,584	7,400	301,184	-	301,184	(7,400)	-	308,584
31741100-541420	C1828	WARSAW AREA SIDEWALKS	225,489	74,635	150,854	-	150,854	101,571	40,138	9,145
31741100-541420	C1829	PROVIDENCE AREA SIDEWALKS	946,479	56	946,423	-	946,423	229	926,423	19,771
31741100-541420	C1925	MORRISON PARKWAY SIDEWALKS	648,307	-	648,307	-	648,307	-	-	648,307
31761150-541000	C1100	PARK LAND ACQUISITION	4,000,001	3,481,232	518,769	-	518,769	6,058	-	512,711
31761150-541500	C1424	WILLS PK POOL EXPANSION	2,700,000	2,685,197	14,803	-	14,803	4,349	10,454	-
31761150-541500	C1611	ARTS CENTER IMP	1,500,001	1,256,001	244,000	-	244,000	238,632	4,890	478
31761150-541300	C1708	GREENWAY EXT TO FORSYTH	6,500,001	883,671	5,616,330	-	5,616,330	67,786	361,567	5,186,977
31761150-541300	C1709	EASTSIDE COMMUNITY CTR	2,500,000	-	2,500,000	-	2,500,000	-	-	2,500,000
31761150-541000	C1711	CULTURAL ARTS LAND/PARK LAND	1,450,000	-	1,450,000	-	1,450,000	-	-	1,450,000
31741100-579000		PW RESERVE	734,064	-	734,064	-	734,064	-	-	734,064
31761150-579000		PARKS RESERVE	591,848	-	591,848	-	591,848	-	-	591,848
31790200-584000		BOND ISSUANCE COST (S2016 BOND)	361,301	361,301	-	-	-	-	-	-
		Total			$ 38,492,647	$ -	$ 38,492,647	$ 2,066,780	$ 11,840,933	$ 24,584,934

CITY OF ALPHARETTA

Financial Management Reports

Capital Project Funds

TSPLOST Fund Detail (Fund 335; life-to-date for all projects)

As of February 28, 2019

			Project Snapshot		FY 2019					
Account #		Project	Total Project Authorization	Prior Year Expenditures	Carryforward Budget	FY 2019 Appropriations	Total Budget	Collections / Expenditures	Encumbrances	Funds Available
Revenue										
Non-Departmental										
33590200-395000		CARRYFORWARD FUND BALANCE			$ 11,793,814	$ -	$ 11,793,814	$ -		$ 11,793,814
33590200-313400		TSPLOST			2,940,000	8,160,000	11,100,000	6,645,635		4,454,365
33541100-361000		INTEREST EARNINGS			225,000	-	225,000	204,302		20,698
		Total			**$ 14,958,814**	**$ 8,160,000**	**$ 23,118,814**	**$ 6,849,937**		**$ 16,268,877**
Expenditures										
33541100-541410		ROADWAY IMPROVEMENTS	$ 4,675,617	$ 22,040	$ 110,573	$ 4,543,004	$ 4,653,577	$ -	$ -	$ 4,653,577
33541100-541410	C1631	MCGINNIS RD IGA (FORSYTH)	2,400,000	-	-	2,400,000	2,400,000	-	-	2,400,000
33541100-541410	C1638	ACADEMY ST/WEBB BR RD OP IMP	1,000,001	225,656	774,345	-	774,345	145,694	33,226	595,425
33541100-541410	C1713	KIMBALL BR RD OP IMPROVEMENTS	1,359,741	132,139	1,227,602	-	1,227,602	80,836	261,829	884,937
33541100-541410	C1714	BETHANY RD @ MID BROADWELL RD	1,241,614	166,921	357,697	716,996	1,074,693	59,944	106,296	908,454
33541100-541410	C1715	BETHANY RD @ MAYFIELD RD	1,768,504	208,911	1,559,593	-	1,559,593	31,266	195,135	1,333,192
33541100-541410	C1716	MORRIS RD OPERATIONAL IMP	3,200,002	367,225	2,332,777	500,000	2,832,777	322,537	2,491,001	19,240
33541100-541410	C1717	OLD MILTON PKWY CAPACITY IMP	1,790,675	212,740	1,577,935	-	1,577,935	500,171	31,797	1,045,966
33541100-541410	C1718	WINDWARD PKWY IMP	2,203,392	185,100	2,018,292	-	2,018,292	-	-	2,018,292
33541100-541410	C1800	HAYNES BRIDGE RD IMP	5,000,000	-	5,000,000	-	5,000,000	-	-	5,000,000
		Total			**$ 14,958,814**	**$ 8,160,000**	**$ 23,118,814**	**$ 1,140,448**	**$ 3,119,283**	**$ 18,859,083**

SPECIAL REVENUE FUNDS WITH CAPITAL PROJECTS

Revenue & Expenditure Reports

CITY OF ALPHARETTA

Financial Management Reports
Special Revenue Funds
Confiscated Assets Fund (Fund 210; life-to-date for active projects)
As of February 28, 2019

Account #		Project	Project Snapshot: Total Project Authorization	Project Snapshot: Prior Year Actuals	FY 2019: Carryforward Budget	FY 2019: FY 2019 Appropriations	FY 2019: Total Budget	FY 2019: Collections / Expenditures	FY 2019: Encumbrances	Funds Available
Revenue										
DEA										
21031110-351300		CONFISCATION/FEDERAL SEIZURE	2,672,386	2,372,386	$ 300,000	$ -	$ 300,000	$ 280,505		$ 19,495
21031110-361000		INTEREST EARNINGS	5,255	4,655	600	-	600	453		147
21031110-392100		SALE OF CAPITAL ASSETS (FEDERAL)	14,366	14,366	-	-	-	-		-
21031110-395000		CARRYFORWARD FUND BALANCE	438,992	-	151,485	287,507	438,992	-		438,992
		subtotal			*$ 452,085*	*$ 287,507*	*$ 739,592*	*$ 280,957*		*$ 458,635*
State										
21031120-351301		CONFISCATION/STATE SEIZURE	180,033	180,033	$ -	$ -	$ -	$ -		$ -
21031120-395000		CARRYFORWARD FUND BAL(STATE)	(115,815)	-	(115,815)	-	(115,815)	-		(115,815)
		subtotal			*$ (115,815)*	*$ -*	*$ (115,815)*	*$ -*		*$ (115,815)*
21031120-336000	C1817	SWAT EQUIP(MILTON/ROSWELL) (STATE)	207,616	65,025	$ 142,591	$ -	$ 142,591	$ 142,590		$ 1
		subtotal			*$ 142,591*	*$ -*	*$ 142,591*	*$ 142,590*		*$ 1*
		Total			**$ 478,861**	**$ 287,507**	**$ 766,368**	**$ 423,548**		**$ 342,820**
Expenditures										
DEA										
21031110-51*		PERSONNEL SERVICES	1,523,439	1,235,932	$ -	$ 287,507	$ 287,507	$ 189,445	$ -	$ 98,062
21031110-52*		MAINTENANCE AND OPERATIONS	127,912	105,938	21,974	-	21,974	7,753	3,000	11,221
21031110-542100	C1401	MACHINERY AND EQUIPMENT	47,246	28,817	18,429	-	18,429	-	-	18,429
21061110-542400	C1812	BODY CAMERA PROGRAM	15,140	-	15,140	-	15,140	-	15,140	-
21031110-579007		NEXT YEAR BUDGET RESERVE	396,543	-	396,543	-	396,543	-	-	396,543
		subtotal			*$ 452,086*	*$ 287,507*	*$ 739,593*	*$ 197,198*	*$ 18,140*	*$ 524,255*
State										
21031120-532400		NON-RECURRING EXPENSES	234,941	214,941	$ 20,000	$ -	$ 20,000	$ 9,357	$ -	$ 10,643
21031110-579000		NON-ALLOCATED	6,775	-	6,775	-	6,775	-	-	6,775
		subtotal			*$ 26,775*	*$ -*	*$ 26,775*	*$ 9,357*	*$ -*	*$ 17,418*
		Total			**$ 478,861**	**$ 287,507**	**$ 766,368**	**$ 206,554**	**$ 18,140**	**$ 541,674**

CITY OF ALPHARETTA

Financial Management Reports
Special Revenue Funds
Impact Fee Fund (Fund 270; life-to-date for active projects)
As of February 28, 2019

			Project Snapshot		FY 2019					
Account #		Project	Total Project Authorization	Prior Year Actuals	Carryforward Budget	FY 2019 Appropriations	Total Budget	Collections / Expenditures	Encumbrances	Funds Available
Revenue										
27074110-341321		IMPACT FEES STREETS & HIGHWAYS	$ 1,768,260	$ 1,518,260	$ 250,000	$ -	$ 250,000	$ 216,759		$ 33,241
27074110-341323		IMPACT FEES RECREATION & PARKS	3,678,623	3,128,623	505,000	45,000	550,000	488,959		61,041
27074110-341324		IMPACT FEES PUBLIC SAFETY	773,001	598,001	175,000	-	175,000	149,196		25,804
		subtotal			*$ 930,000*	*$ 45,000*	*$ 975,000*	*$ 854,914*		*$ 120,086*
Non-Departmental										
27074110-395000		CARRYFORWARD FUND BALANCE			$ 2,179,187	$ 565,000	$ 2,744,187	$ -		$ 2,744,187
27074110-361000		INTEREST EARNINGS			50,000	-	50,000	47,303		2,697
		subtotal			*$ 2,229,187*	*$ 565,000*	*$ 2,794,187*	*$ 47,303*		*$ 2,746,884*
		Total			**$ 3,159,187**	**$ 610,000**	**$ 3,769,187**	**$ 902,217**		**$ 2,866,970**
Expenditures										
Public Safety										
27031150-541300	C1630	PS HQ EXPANSION	$ 718,750	$ 678,750	$ -	$ 40,000	$ 40,000	$ 40,000	$ -	$ (0)
		subtotal			*$ -*	*$ 40,000*	*$ 40,000*	*$ 40,000*	*$ -*	*$ (0)*
Public Works										
27041100-541410	C1410	RUCKER RD CORRIDOR	$ 1,150,000	$ -	$ 1,150,000	$ -	1,150,000	$ -	$ 150,000	$ 1,000,000
27041100-541410	C1909	PARK PLAZA SIGNAL	72,300	-	-	72,300	72,300	-	-	72,300
27041100-541410	C1922	WILLD RD WIDENING	14,460	-	14,460	-	14,460	-	14,460	-
		subtotal			*$ 1,164,460*	*$ 72,300*	*$ 1,236,760*	*$ -*	*$ 164,460*	*$ 1,072,300*
Recreation, Parks & Cultural Services										
27061150-541500	C1611	ALPHARETTA ARTS CENTER	$ 1,300,001	$ 1,286,395	$ 13,606	$ -	$ 13,606	$ 13,606	$ -	$ -
27061150-541000	C1711	CULTURAL ARTS LAND/PARK LAND	150,000	-	150,000	-	150,000	-	-	150,000
27061150-541500	C1808	CITY CTR SIDEWALKS/UTILITIES	300,000	-	300,000	-	300,000	300,000	-	-
27061150-541500	C1920	PARK DEVELOPMENT	433,693	-	313,693	120,000	433,693	-	-	433,693
		subtotal			*$ 777,299*	*$ 120,000*	*$ 897,299*	*$ 313,606*	*$ -*	*$ 583,693*
Non-Departmental										
27074110-579001		NON-ALLOCATED STREETS & HIGHWAYS			$ 485,141	$ 377,700	$ 862,841	$ -	$ -	$ 862,841
27074110-579002		NON-ALLOCATED RECREATION & PARKS			523,453	-	523,453	-	-	523,453
27074110-579003		NON-ALLOCATED PUBLIC SAFETY			208,834	-	208,834	-	-	208,834
		subtotal			*$ 1,217,428*	*$ 377,700*	*$ 1,595,128*	*$ -*	*$ -*	*$ 1,595,128*
		Total			**$ 3,159,187**	**$ 610,000**	**$ 3,769,187**	**$ 353,606**	**$ 164,460**	**$ 3,251,121**

CITY OF ALPHARETTA

Financial Management Reports
Special Revenue Funds
Hotel/Motel Fund (Fund 275; life-to-date for active projects)
As of February 28, 2019

Account #		Project	Project Snapshot: Total Project Authorization	Project Snapshot: Prior Year Actuals	FY 2019: Carryforward Budget	FY 2019: FY 2019 Appropriations	FY 2019: Total Budget	FY 2019: Collections / Expenditures	FY 2019: Encumbrances	Funds Available
Revenue										
27590150-314100		HOTEL/MOTEL TAXES	42,375,036	33,775,036	$ 950,000	$ 7,650,000	$ 8,600,000	$ 5,112,737		$ 3,487,263
27590150-391316		TRANSFER IN FROM CONF CTR BOND FUND	380,222	-	380,222	-	380,222	-		380,222
		subtotal			*$ 1,330,222*	*$ 7,650,000*	*$ 8,980,222*	*$ 5,112,737*		*$ 3,867,485*
Non-Departmental										
27590150-395000		CARRYFORWARD FUND BALANCE	1,770,515	-	$ 1,770,515	$ -	$ 1,770,515	$ -		$ 1,770,515
		subtotal			*$ 1,770,515*	*$ -*	*$ 1,770,515*	*$ -*		*$ 1,770,515*
		Total			$ 3,100,737	$ 7,650,000	$ 10,750,737	$ 5,112,737		$ 5,638,000
Expenditures										
Alpharetta Convention & Visitors Bureau										
27590150-572002		ALPHA CONV & VISITORS BUREAU DISTRIBUTION	18,493,377	14,730,877	$ 415,625	$ 3,346,875	$ 3,762,500	$ 2,236,823	$ -	$ 1,525,677
		subtotal			*$ 415,625*	*$ 3,346,875*	*$ 3,762,500*	*$ 2,236,823*	*$ -*	*$ 1,525,677*
City/Other										
27590150-521200		PROFESSIONAL SERVICES	10,050	7,050	$ -	$ 3,000	$ 3,000	$ -	$ -	$ 3,000
27590150-611100		CITY OF ALPHARETTA DISTRIBUTION	16,251,035	13,026,035	356,250	2,868,750	3,225,000	1,917,277	-	1,307,723
		subtotal			*$ 356,250*	*$ 2,871,750*	*$ 3,228,000*	*$ 1,917,277*	*$ -*	*$ 1,310,723*
Tourism Product Development										
27590150-541500	C1611	ALPHARETTA ARTS CENTER	550,001	385,609	$ 164,392	$ -	$ 164,392	$ 164,391	$ -	$ 1
27590150-541500	C1908	WAYFINDING SIGNAGE	51,412	-	-	51,412	51,412	-	-	51,412
27590150-541500	C1911	EQUESTRIAN CENTER	250,000	-	-	250,000	250,000	-	-	250,000
27590150-579000		RESERVE (TOURIST PRODUCT DEVELOPMENT)	814,470	-	664,470	150,000	814,470	-	-	814,470
27590150-579006		DEBT SERVICE RESERVE	1,500,000	-	1,500,000		1,500,000	-	-	1,500,000
27590151-581100	D1600	PRINCIPAL (2016 CONF CTR BOND)	200,000	-	-	200,000	200,000	-	-	200,000
27590151-582100	D1600	INTEREST PAYMENT (2016 CONF CTR BOND)	2,335,555	1,555,592	-	779,963	779,963	389,981	-	389,982
		subtotal			*$ 2,328,862*	*$ 1,431,375*	*$ 3,760,237*	*$ 554,372*	*$ -*	*$ 3,205,865*
		Total			$ 3,100,737	$ 7,650,000	$ 10,750,737	$ 4,708,471	$ -	$ 6,042,266

OTHER REPORTS

Payments $5,000 and Greater

CITY OF ALPHARETTA

Financial Management Reports

Listing of Payments $5,000 and greater

for the month ended February 28, 2019

Vendor	Description	Department	$ Amount
Ace American Insurance Co (wire)	Monthly Workers Comp Invoice	Risk Management	$ 21,680.70
Comfort By Design (ACI)	HVAC Unit and Services	Public Works	$ 32,235.25
Comfort By Design (ACI)	HVAC Services	Public Works	$ 8,916.55
AFLAC	Premium Payment	Finance	$ 10,993.11
Allan Vigil Ford Lincoln Inc.	2019 Ford Escape and 2019 Ford Explorer	Various	$ 47,856.00
Alpharetta Convention & Visitors Bureau	Hotel/Motel Occupancy Tax Allocation	Finance	$ 329,663.90
Alpharetta First United Methodist Church	Downtown Façade and Improvement Grant	City Administration	$ 17,250.00
Alta Planning + Design	Parks Wayfinding WO6 Design	Community Development	$ 5,010.03
American Facility Services Inc.	Janitorial Services and Detail Cleaning	Various	$ 9,956.16
American Facility Services Inc.	January 2019 Janitorial Services	Public Works	$ 10,087.02
Ashley Banan	February 2019 AGA	Recreation, Parks & Cultural Svcs	$ 24,276.05
AT&T	January 2019 Lan Services	Information Technology	$ 11,389.50
AT&T Corp	AT&T NI CPE	Information Technology	$ 38,668.30
AT&T/Bellsouth	1/11 - 2/10/19 Telephone Services	Public Safety	$ 23,762.42
Atkins North America Inc.	Rucker Road Corridor and Old Milton Parkway Improvements	Public Works	$ 34,896.62
Azteca Systems Inc.	Annual Software Maintenance and Support	Information Technology	$ 64,000.00
B&T Shavings Inc. (ACI)	Bedding	Recreation, Parks & Cultural Svcs	$ 5,460.00
Bearden Electric	Conduits at Public Safety Head Quarter	Public Works	$ 6,555.00
Billy Howell Ford	2019 Ford F150	Recreation, Parks & Cultural Svcs	$ 28,339.00
Blackjack Paving Sealcoating & Striping LLC	Restripe - Thermoplastic	Public Works	$ 15,545.00
Butch Thompson Enterprises Inc.	Pine Grove Drive Drainage Repairs	Public Works	$ 78,502.50
Care Environmental Corp	Hazardous Material and Waste Services	Finance	$ 12,534.68
Carithers-Wallace-Courtenay	Office Furniture	Public Safety	$ 20,111.82
Center for Public Safety Management LLC	Police and Fire Base Scope Study	Public Safety	$ 22,000.00
Chicago Title and Trust Co	Tax Refund	Finance	$ 5,465.72
Cigna premiums (wire)	Monthly Premium	Finance	$ 34,753.08
Cigna premiums (wire)	Monthly Premium	Finance	$ 41,524.50
Cigna premiums (wire)	Monthly Premium	Finance	$ 135,517.58
City of Roswell	Training Center	Public Safety	$ 6,514.55
CW Matthews Contracting Co Inc.	Rucker Road Corridor Improvements	Public Works	$ 121,456.31
D.A.T.E. Fund Disbursements	January 2019 State Reports	Municipal Courts	$ 5,449.25

CITY OF ALPHARETTA

Financial Management Reports

Listing of Payments $5,000 and greater

for the month ended February 28, 2019

Vendor	Description	Department	$ Amount
Data Media Associates LLC	Business License and Sanitations Statements	Finance	$ 6,514.38
Downey Trees Inc. (ACI)	Tree Services	Public Works	$ 7,095.00
Fulton County Board of Commission	January 2019 State Reports-LVAP Fund Disbursements	Municipal Court	$ 8,078.00
Fulton County Board of Commissioners	October 1st thru December 31st 2018 Animal Control Services	Public Works	$ 20,463.52
Fulton County Board of Education	January 2019 Fuel	Finance	$ 32,457.12
Galls Inc.	Employee Uniforms	Public Safety	$ 5,117.46
Galls Inc.	Employee Uniforms and Bulletproof Vests	Public Safety	$ 7,197.26
Garland/DBS Inc.	Alpharetta Public Safety Headquarters	Public Safety	$ 66,398.10
Georgia Interlocal Risk Management Agency	Firefighter LT Disability and Lump Sum Benefits Insurance	Public Safety	$ 5,163.97
Georgia Power Co	Power Bills	Finance	$ 162,267.14
Georgia Superior Court Clerks	January 2019 State Reports	Municipal Court	$ 37,403.26
Gulf States Distributors Inc.	Guns and Weapon Lights	Public Safety	$ 23,000.00
Hardy Chevrolet Inc.	2018 Tahoe and 2019 Tahoe	Public Safety	$ 73,528.00
IPR Southeast LLC	Pipeline Equipment Maintenance	Public Works	$ 34,780.00
IPX Brookside Investors LLC	Tax Refund	Finance	$ 5,750.00
Jacobs Engineering Group	Wills Park and Equestrian Center Master Plans	Recreation, Parks & Cultural Svcs	$ 46,404.90
JLL Multifamily LLC	Tax Refund	Finance	$ 10,645.09
Jones Contracting Group LLC	Reroofing at Webb Bridge Park Baseball Field Concession Building	Recreation, Parks & Cultural Svcs	$ 7,690.00
Kaplan Inc.	Tax Refund	Finance	$ 5,824.75
Larry Evans Trucking Inc.	Stone	Recreation, Parks & Cultural Svcs	$ 5,139.25
LD Gymnastics Inc.	Payment 3 of 4 Gymnastic Instructor	Recreation, Parks & Cultural Svcs	$ 10,901.14
LD Gymnastics Inc.	Gymnastics and Late Payment for Winter Classes	Recreation, Parks & Cultural Svcs	$ 11,047.39
Leadsonline LLC	Annual PowerPlus Investigation System Services	Public Safety	$ 7,988.00
Lowe's of North Alpharetta GA	Treated Lumbar	Recreation, Parks & Cultural Svcs	$ 8,140.13
Mass Services Inc. (ACI)	January 2019 Wills Park Equestrian Stalls	Recreation, Parks & Cultural Svcs	$ 9,252.65
Mauldin & Jenkins LLC	Final Billing - YE2018 Audit	Finance	$ 11,500.00
Meer Electrical Contractors Inc.	Traffic Signal Post Light and Electrical Services	Public Works	$ 16,131.36
Morgan Stanley Global Banking Opera	Investment Advisory - 401A & 457	Finance	$ 7,500.00
Motorola Solutions Inc.	Radio/Telecommunications	Public Safety	$ 72,660.00
MSK2 LLC	Alpharetta North Point Area	Community Development	$ 16,176.39

CITY OF ALPHARETTA

Financial Management Reports

Listing of Payments $5,000 and greater

for the month ended February 28, 2019

Vendor	Description	Department	$ Amount
Peace Officer's Annuity & Benefit Fund of GA	January 2019 State Reports	Municipal Court	$ 8,347.50
Pond & Company	Webb Bridge Road Design/Big Creek Greenway and AlphaLoop	Public Works	$ 43,325.00
Premier Events LLC	Deposit - Taste of Alpharetta 2019	Recreation, Parks & Cultural Svcs	$ 11,500.00
Republic Services #800	Waste Management Services	Finance	$ 336,372.81
Republic Services #800	Waste Management Services	Finance	$ 340,309.66
Ruppert Landscape	January 2019 Landscape Maintenance	Public Works	$ 28,579.34
Russell Landscape LLC	January 2019 Landscape Maint. and Rest Haven Cemetery Maint.	Public Works	$ 14,814.17
Sawnee Electric Membership Corp	Power Bills	Finance	$ 33,546.22
Scana Energy Marketing Inc.	Gas Bills	Finance	$ 5,412.02
Sprinturf	North Park Artificial Turf Replacement	Recreation, Parks & Cultural Svcs	$ 413,622.90
SunTrust Pcard	E-Payables Payment	Finance	$ 73,534.33
SunTrust Pcard	Procurement Card Payment	Finance	$ 172,366.28
Sustainable Water Planning & Engineering	Stormwater	Public Works	$ 10,131.00
The Christman Company	Downtown Parking Deck and Design	Public Works	$ 768,699.00
The Cincinnati Life Insurance Company	February 2019 Premium	Finance	$ 6,498.22
The MaCallan Group	Retainage Released - Alpharetta Arts Center	Public Works	$ 295,686.93
Tri Scapes Inc.	January 2019 Landscape Maintenance	Recreation, Parks & Cultural Svcs	$ 20,080.83
Universal Concepts (ACI)	Christmas Decorations	Recreation, Parks & Cultural Svcs	$ 43,735.50
Verizon Wireless Services LLC	12/13/18 - 1/12/19 Data Cards	Information Technology	$ 5,617.65
Verizon Wireless Services LLC	1/13-2/12/19 Wireless Services and Data Cards	Information Technology	$ 18,777.61

OTHER REPORTS

Purchase Orders between $5,000 and $50,000

CITY OF ALPHARETTA

Financial Management Reports

Listing of PO's between $5,000.01 and $50,000.00

for the month ended February 28, 2019

Purchase Order #	Vendor	Department	Purchase Order Amt.	Description
19000431	LeadsOnline LLC	Public Safety	$ 7,988.00	Investigative software annual license
19000432	Emergency Care Medical Group PC	Public Safety	$ 31,500.00	Medical Director annual stipend
19000433	Gulf States Distributors	Public Safety	$ 5,600.00	(50) LED lights for the existing patrol rifles
19000434	Gulf States Distributors	Public Safety	$ 17,400.00	(50) sights for existing patrol rifles
19000437	Tri Scapes Inc.	Rec., Parks & Cultural Svcs	$ 7,078.88	Walking trail with landscaping near Webb Zone playground
19000439	Premier Woodworks Inc.	Rec., Parks & Cultural Svcs	$ 13,800.00	(3) Moveable walls
19000440	Lowe's Companies Inc.	Rec., Parks & Cultural Svcs	$ 8,140.13	Lumber for greenway boardwalk repair
19000445	Specialty Floor Solutions LLC	Public Works	$ 14,797.60	Saniglaze restorative bonding process for the day room side of station 81
19000446	Ruppert Landscape	Public Works	$ 19,999.68	Replacement trees for the dying cypress trees along the PSHQ driveway
19000447	Mr. Plunger Inc.	Rec., Parks & Cultural Svcs	$ 7,150.49	Repair water leak at Webb Bridge Park
19000450	Ruppert Landscape	Public Works	$ 22,078.28	Landscaping improvements associated with PSHQ expansion
19000454	Mickey McMurtry	Rec., Parks & Cultural Svcs	$ 6,335.00	Baseball bases and pitching plates
19000455	SMG Equipment LLC	Rec., Parks & Cultural Svcs	$ 9,513.00	Groomer for North Park turf fields
19000456	Hasley Recreation	Rec., Parks & Cultural Svcs	$ 30,340.00	(4) additional shade structures for Wills Park Pool
19000457	Synergistic Software Inc.	Public Safety	$ 49,999.00	License plate reader trailer with message board
19000458	AECOM Technical Services Inc.	Public Works	$ 5,040.00	Traffic studies and analysis for Windward Pkwy between GA400 and Hwy 9
19000463	Building Management Consultants LLC	Public Works	$ 6,000.00	Flat roof weather and waterproofing maintenance at (5) city facilities
19000471	Tetra Tech Inc.	Public Works	$ 13,000.00	Windward West alternative layout cost estimate
19000472	J&J Computer Connection Inc.	Information Technology	$ 6,437.55	Enterprise printer management via the Cloud
19000473	Pete's Plumbing Inc.	Public Safety	$ 6,880.00	Add water lines and turnout gear washing machine lines at (5) stations

OTHER REPORTS

Bid/RFP Status

CITY OF ALPHARETTA

Financial Management Reports

Bid/RFP Status

for the month ended February 28, 2019

Bid#	RFP#	Department	Description	Close Date	Number of Vendor Responses	Award Date	Awarded To	Award Amount	Note	Purchase Order Date	Purchase Order #
18-003		Public Works	SR 400 Ramp at Windward Parkway Phase 2	6/14/2018	7	11/26/2018	Vertical Earth	$ 4,882,794.38		2/15/2019	19000453
	18-109 RFP	Public Safety	Public Safety Emergency Medical Equipment & Supplies	6/21/2018	7	8/6/2018	Southeastern Emergency Equipment	$ 55,000.00	1		
18-009		Public Works	Morris Road Operational Improvements	7/12/2018	5	8/27/2018	Vertical Earth	$ 2,600,127.17		12/12/2018	19000368
	19-101 RFP	Com Dev	Creative Placemaking Plan for North Point Area	8/2/2018	7	9/17/2018	MKSK	$ 93,726.00		10/17/2018	19000288
	19-1001 RFQ	Public Works	Roadway Rating and Pavement Analysis	8/9/2018	5	n/a	Shortlisted to 4 firms for RFP 19-104				
19-002		Public Works	Morrison Parkway Sidewalk Improvements	8/23/2018	5	9/4/2018	Sol Construction, LLC	$ 618,306.40			
	19-104 RFP	Public Works	Roadway Rating and Pavement Analysis	9/6/2018	4	10/1/2018	Dynatest North America	$ 329,644.50		10/30/2018	19000309
	19-102 RFP	Public Safety	Fire Department Structural Turnout Gear	9/12/2018	4	10/15/2018	Bennett Fire Products Company, Inc.				
19-003		Public Works	FY 2019 Milling & Resurfacing	9/13/2018	3	10/1/2018	Allied Paving, Inc.	$ 3,301,963.20		2/22/2019	19000461
	19-103 RFP	Rec/Parks	North Park Artificial Turf Replacement	9/13/2018	4	10/15/2018	Sprinturf, LLC	$ 462,521.00		11/29/2018	19000348
19-004		Public Works	Bethany Road Roundabouts	9/27/2018	6	11/5/2018	CMES, Inc.	$ 3,225,687.00			
19-006		Public Works	Multiple Sidewalk Improvements	10/25/2018	7	12/10/2018	A1 Contracting, LLC	$ 926,423.00			
19-007		Public Works	Kimball Bridge Road Corridor Improvements	11/29/2018	6	1/14/2019	CMES, Inc.	$ 15,691,990.00			
	~~19-105 RFP~~	~~Public Works~~	~~Wills Park Stream Restoration~~	~~11/29/2018~~	~~3~~						
	19-1002 RFQ	Public Works	On-Call Survey Services	11/16/2018	18	n/a	Shortlisted to 6 firms for future RFP				
19-008		Finance	XEROX Multi-Function Copiers	11/8/2018	3	11/12/2018	Repro Products, Inc.		2	2/27/2019	19000472
	19-106 RFP	Rec/Parks	Event Management Services	12/6/2018	5	3/11/2019	Premier Events	$ 122,000.00			
	19-1003 RFQ	Public Works	Bid Creek Greenway Extension	12/13/2018	5	n/a	Shortlisted to 3 firms for future RFP				
19-009		Public Works	Alpha Loop Gap - Thompson Street	1/24/2019	7						
19-010		Public Works	Park Plaza at Academy Street Intersection Improvements	1/24/2019	3	2/18/2019	GTG Traffic Signals	$ 185,240.00			
	19-109 RFP	Admin and Information	City Council AV Project Design/Build	2/21/2019	3						

CITY OF ALPHARETTA

Financial Management Reports

Bid/RFP Status

for the month ended February 28, 2019

Bid#	RFP#	Department	Description	Close Date	Number of Vendor Responses	Award Date	Awarded To	Award Amount	Note	Purchase Order Date	Purchase Order #
	19-107 RFP	Public Safety and Information	Video and Badge Security Systems	2/28/2019	2						
	19-111 RFP	Rec/Parks	On-Call Electrical Services for Events	3/21/2019							
	19-112 RFP	Rec/Parks	Wills Park Pool Maintenance	3/7/2019	3						
19-011		Public Works	Old Roswell Street Parking Lot Compactor Improvements	3/14/2019							

Notes:

1 Award of $55,000 is appropriations for medical supplies as needed throughout the fiscal year.

2 Award below threshold requiring Council contract award.

OTHER REPORTS

GAAP Financial Statements

City of Alpharetta
Balance Sheet
Governmental Funds
February 28, 2019

	Major Governmental Funds						Non-Major	Total
	General Fund	Capital Project Fund	Capital Grant Fund	Conf Center Bond Fund	Construction Bond Fund	T-SPLOST Capital Fund	Governmental Funds	Governmental Funds
ASSETS								
Cash / Cash Equivalents / Investments	$ 38,180,001	$ 13,580,512	$ 1,075,707	$ 380,230	$ 36,703,102	$ 17,634,633	$ 12,903,659	$ 120,457,844
Receivables (net of allowance			-				-	-
for uncollectibles)							-	-
Taxes Receivable							-	-
Property Taxes	700,613	-	-	-	-	-	147,913	848,526
Other Taxes	.	-	-	-	-	-	-	-
Interest	-	-	-	-	-	-	-	-
Accounts	802,120	-	-	-	-	-	-	802,120
Due from Other Funds	-	-	-	-	-	-	-	-
Prepaid Items	-	-	-	-	-	-	-	-
Cash - Restricted	-	376,689	-	-	-	-	-	376,689
Intergovernmental Receivable	-	383,172	22,639	-	-	-	-	405,811
Restricted	-	-		-	-	-	-	-
Total Assets	**39,682,734**	**14,340,373**	**1,098,346**	**380,230**	**36,703,102**	**17,634,633**	**13,051,572**	**122,890,990**
LIABILITIES AND								
FUND BALANCES								
Liabilities								
Current								
Accounts Payable	1,488,044	520,952	-	-	98,128	119,677	103,903	2,330,704
Retainage Payable	-	527,431	-	-	327,683	11,652	1,293	868,059
Intergovernmental Payable			-	-	-	-	-	-
Arbitrage Payable	-	-	-	-	-	-	-	-
Accounts payable/AR Suspense acct	-	-	-	-	-	-	-	-
Claims Payable	-	-	-	-	-	-	-	-
Payroll Payable	25,000	-	-	-	-	-	3,669	28,669
Due to Other Funds	-	-	-	-	-	-	-	-
Deferred Revenue	1,490,709	383,172	(95,430)	-	-	-	147,896	1,926,347
Unearned Revenue	-	-	-	-	-	-	-	-
Teen Driving/Donation	-	-	-	-	-	-	-	-
T.A.D Payment to County	-	-	-	-	-	-	-	-
Compensated Absences	-	-	-	-	-	-	-	-
Non-Current								
Unclaimed Property	-	-	-	-	-	-	-	-
Claims Payable	-	-	-	-	-	-	-	-
Total Liabilities	**3,003,753**	**1,431,554**	**(95,430)**	**-**	**425,811**	**131,329**	**256,761**	**5,153,779**
Fund Balances:								
Restricted for:								
Capital Projects	-	376,689	1,193,776	380,230	36,277,291	17,503,304	3,292,798	59,024,088
Law Enforcement	-	-	-	-	-	-	540,171	540,171
Emergency Telephone Activities	-	-	-	-	-	-	743,350	743,350
Grant Projects	-	-	-	-	-	-	-	-
Debt Service	-	-	-	-	-	-	5,115,937	5,115,937
Promotion of Tourism	-	-	-	-	-	-	2,174,782	2,174,782
Assigned for:								-
Grant Projects	-		-	-	-	-	46,160	46,160
Capital Projects	-	12,532,130	-	-	-	-	-	12,532,130
2019 Fiscal year Expenditures	6,100,065	-	-	-	-	-	-	6,100,065
Unassigned	30,578,915	-	-	-	-	-	881,613	31,460,528
Total Fund Balances	36,678,980	12,908,819	1,193,776	380,230	36,277,291	17,503,304	12,794,811	117,737,211
Total Liabilities and								-
Fund Balances	**$ 39,682,734**	**$ 14,340,373**	**$ 1,098,346**	**$ 380,230**	**$ 36,703,102**	**$ 17,634,633**	**$ 13,051,572**	**$ 122,890,990**

City of Alpharetta
Statement of Revenues, Expenditures, and Changes in Fund Balances
Governmental Funds
For the Period Ended February 28, 2019

	Major Governmental Funds						Non-Major	Total
	General Fund	Capital Project Fund	Capital Grant Fund	Conf Ctr Fund Fund	S2016 Const Bond Fund	T-SPLOST Capital Fund	Governmental Funds	Governmental Funds
REVENUES								
Taxes:								
Property Tax	$ 24,365,420	$ -	$ -	$ -	$ -	$ -	$ 5,112,737	$ 29,478,158
Local Option Sales Tax	9,863,194	-	-	-	-	-	5,479,871	15,343,065
Transportation Special Purpose Local Option Sales Tax	-	-	-	-	-	6,645,635	-	6,645,635
Other Taxes	13,277,124	-	-	-	-	-	2,012,609	15,289,732
Licenses and permits	2,522,267	-	-	-	-	-	854,914	3,377,181
Intergovernmental	40,000	1,348,158	998,491	-	-	-	280,505	2,667,154
Charges for services	3,295,276	-	-	-	-	-	152,131	3,447,407
Impact Fees		-	-	-	-	-	-	-
Fines/Forfeitures	1,182,405	-	-	-	-	-	126,222	1,308,627
Investment earnings	389,707	216,767	11,052	5,507	551,425	204,302	-	1,378,760
Contributions and Donations	-	334,582	-	-	-	-	-	334,582
Other	129,526	188,741	-	-	-	-	-	318,267
Total revenues	**55,064,918**	**2,088,248**	**1,009,543**	**5,507**	**551,425**	**6,849,937**	**14,018,988**	**79,588,566**
EXPENDITURES								
Current:								
Unallocated	-	-	-	-	-	-	2,236,823	2,236,823
General government	5,943,133	578,327	-	-	-	-	1,443,630	7,965,090
Public safety	18,223,420	1,133,500	-	-	-	-	3,402,828	22,759,748
Public works	5,289,493	6,200,061	2,259	-	1,749,955	1,140,448	920,336	15,302,552
Economic and community development	2,007,650	136,713	29,011	-	-	-	-	2,173,374
Alpharetta Business Community		65,876		-	-	-	-	65,876
Culture and recreation	5,878,028	1,003,108	-	-	316,825	-	493,950	7,691,912
Debt service:								
Principal	-	-	-	-	-	-	-	-
Interest	-	-	-	-	-	-	389,981	389,981
Other Costs	559,358	-	-	-	-	-	-	559,358
Bond issuance costs	53,295	-	-	-	-	-	-	53,295
Capital outlay	-	-	-	-	-	-	-	-
Total expenditures	**37,954,377**	**9,117,587**	**31,270**	**-**	**2,066,780**	**1,140,448**	**8,887,548**	**59,198,010**
Excess (deficiency) of revenues over (under) expenditures	17,110,541	(7,029,339)	978,274	5,507	(1,515,356)	5,709,489	5,131,440	20,390,556
OTHER FINANCING SOURCES (USES)								
Transfers in	1,917,277	5,796,710	-	-	-	-	-	7,713,987
Transfers out	(7,066,710)	-	-	-	-	-	(647,277)	(7,713,987)
Loan Proceeds	-	-	-	-	-	-	-	-
Capital Leases	-	-	-	-	-	-	-	-
Sale of capital assets	73,849	-	-	-	-	-	-	73,849
Sale of non-capital assets	6,944	-	-	-	-	-	-	6,944
Land Sale	-	-	-	-	-	-	-	-
Insurance Proceeds	-	-	-	-	-	-	-	-
Bond Proceeds	-	-	-	-	-	-	-	-
Total other financing sources and (uses)	(5,068,640)	5,796,710	-	-	-	-	(647,277)	80,793
Net change in fund balances	12,041,901	(1,232,629)	978,274	5,507	(1,515,356)	5,709,489	4,484,164	20,471,349
Fund balances - beginning	**24,637,080**	**14,141,447**	**215,502**	**374,723**	**37,792,647**	**11,793,815**	**8,310,647**	**97,265,862**
Fund balances - ending	**$ 36,678,980**	**$ 12,908,819**	**$ 1,193,776**	**$ 380,230**	**$ 36,277,291**	**$ 17,503,304**	**$ 12,794,810**	**$ 117,737,210**

City of Alpharetta
General Fund
Statement of Revenues, Expenditures, and Changes in Fund Balances - Budget and Actual
For the Period Ended February 28, 2019

	Budget	Actual Amounts	Variance with Budget- Positive (Negative)
REVENUES			
Taxes:			
Property Tax	$ 24,322,000	$ 24,365,420	$ 43,420
Local Option Sales Tax	15,650,000	9,863,194	(5,786,806)
Other Taxes	15,739,500	13,277,124	(2,462,376)
Licenses and Permits	2,023,250	2,522,267	499,017
Intergovernmental	460,000	40,000	(420,000)
Charges for Service	4,452,992	3,295,276	(1,157,716)
Fines/Forfeitures	1,987,500	1,182,405	(805,095)
Investment Earnings	150,000	389,707	239,707
Contributions and Donations	-	-	-
Other	198,477	129,526	(68,951)
Total revenues	64,983,719	55,064,918	(9,918,801)
EXPENDITURES			
Current:			
General government			
City Administration	1,963,439	1,129,864	833,575
Finance	3,366,136	2,290,747	1,075,389
Human Resources	505,846	253,083	252,763
Legal	690,000	358,452	331,548
Mayor and Council	364,389	234,563	129,826
Municipal Court	1,096,466	745,792	350,674
Information Technology	1,742,223	1,134,524	607,699
Non-Departmental	689,500	459,667	229,833
Contingency/OP Onitiative Reserve	1,711,913	99,691	1,612,222
Total general government	12,129,912	6,706,382	5,423,530
Public Safety	28,472,171	18,683,175	9,788,996
Public works	8,821,264	5,691,516	3,129,748
Economic and community development	3,162,560	2,039,295	1,123,265
Culture and recreation	9,975,553	6,770,068	3,205,485
Debt Service			
Principal	180,000	-	180,000
Interest	106,590	53,295	53,295
Total expenditures	62,848,050	39,943,731	22,904,319
Excess (Deficiency) of revenues over expenditures	2,135,669	15,121,187	12,985,518
OTHER FINANCING SOURCES (USES)			
Transfers in	3,225,000	1,917,277	(1,307,723)
Transfers out	(11,580,047)	(7,066,710)	4,513,337
Capital leases	-	-	-
Land Sale	-	-	-
Sale of capital assets	75,813	73,849	(1,964)
Sale of non-capital assets	43,500	6,944	(36,556)
Total other financing sources and uses	(8,235,734)	(5,068,640)	3,167,094
Net change in fund balances	(6,100,065)	10,052,546	16,152,611
Fund balances - beginning		**24,637,080**	
Fund balances - ending		**$ 34,689,626**	
Adjustments to GAAP basis:			
Encumbrances		1,989,354	
Misc adj		-	
Fund balances-ending		**$ 36,678,980**	

City of Alpharetta
Capital Project Fund
Statement of Revenues, Expenditures, and Changes in Fund Balances - Budget and Actual
For the Period Ended February 28, 2019

	Budget	Actual Amounts	Variance with Budget- Positive (Negative)
REVENUES			
Intergovernmental	$ 12,207,719	$ 1,348,158	$ (10,859,561)
Contributions & Donations	1,487,347	334,582	(1,152,765)
Investment earnings	225,000	216,767	(8,233)
Misc Revenue	-	-	-
Other	910,137	188,741	(721,396)
Total revenues	14,830,203	2,088,248	(12,741,955)
EXPENDITURES			
Capital Outlay			
General Government:			
City Administration	324,361	176,148	148,213
Finance	50,020	10,383	39,637
Information Technology	1,491,694	567,365	924,329
Non-departmental	3,000,000	-	3,000,000
Total general government	4,866,075	753,896	4,112,179
Public Safety	1,963,163	1,461,007	502,156
Engineering & Public Works	28,843,227	16,388,981	12,454,246
Alpharetta Business Community	172,767	112,894	59,873
Economic and community development	480,172	209,379	270,793
Culture and recreation	2,321,292	1,123,106	1,198,186
Total Capital Outlay	38,646,696	20,049,263	18,597,433
Excess (Deficiency) revenue over expenditures	(23,816,493)	(17,961,014)	5,855,479
OTHER FINANCING SOURCES (USES)			
Transfers in	9,675,047	5,796,710	(3,878,337)
Capital leases	-	-	-
Budgeted Fund Balance	-	-	-
Total other financing sources and uses	9,675,047	5,796,710	(3,878,337)
Net change in fund balances	(14,141,446)	(12,164,304)	1,977,142
Fund balances - beginning		**14,141,447**	
Fund balances - ending		**$ 1,977,143**	
Adjustments to GAAP basis:			
Encumbrances		10,931,677	
Misc adj-			
Fund balances-ending		**$ 12,908,819**	

City of Alpharetta
Capital Grant Fund
Schedule of Revenues, Expenditures, and Changes in Fund Balances - Budget and Actual
For the Period Ended February 28, 2019

	Budget	Actual Amounts	Variance with Budget - Positive (Negative)
Revenues:			
Intergovernmental	$ 4,706,566	$ 998,491	$ (3,708,075)
Contributions & Donations	-	-	-
Interest Earnings	-	11,052	11,052
Total	4,706,566	1,009,543	(3,697,023)
Expenditures:			
Public Safety	-	-	-
General Government	472,939	-	472,939
Community Development	93,750	93,726	24
Public Works	4,355,379	4,355,377	2
Recreation & Parks	-	-	-
Non-Departmental	-	-	-
Total	4,922,068	4,449,103	472,965
Excess (Deficiency) revenue over expenditures	(215,502)	(3,439,560)	(3,224,058)
Other Financing Sources & Uses:			
Transfers in	-	-	-
Budgeted Fund Balance	-	-	-
Subtotal:	-	-	-
Net change in fund balance	(215,502)	(3,439,560)	(3,224,058)
Fund balance - beginning		**215,502**	
Fund balance - ending		**$ (3,224,057)**	
Adjustments to GAAP basis:			
Misc adj			
Encumbrances		4,417,833	
Fund balances - ending		**$ 1,193,776**	

City of Alpharetta
Conference Center Fund
Statement of Revenues, Expenditures, and Changes in Fund Balances - Budget and Actual
For the Period Ended February 28, 2019

	Budget	Actual Amounts	Variance with Budget- Positive (Negative)
REVENUES	$ -	$ -	$ -
Bond Proceeds	-	-	-
Premium on Bond Proceeds	-	-	-
Misc Rev	-	-	-
Investment Earnings	5,500	5,507	7
Total revenues	5,500	5,507	7
EXPENDITURES			
General Government:			
Cost of Bond Issuance	-	-	-
Non-Departmental	380,222	-	380,222
Total general government	380,222	-	380,222
City Administration			-
Public Safety	-	-	-
Excess (Deficiency) of Revenues	-	-	-
Over expenditures	(374,722)	5,507	380,229
OTHER FINANCING SOURCES			
General Obligation Bond Proceeds	-	-	-
Operating Transfers Out	-	-	-
Total other financing sources (uses)	-	-	-
Net change in fund balances	(374,722)	5,507	380,229

Fund balances - beginning	**374,723**
Fund balances - ending	**$ 380,230**
Adjustments to GAAP basis:	
Encumbrances	
Fund balances-ending	**$ 380,230**

City of Alpharetta
Bond Construction Fund
Statement of Revenues, Expenditures, and Changes in Fund Balances - Budget and Actual
For the Period Ended February 28, 2019

	Budget	Actual Amounts	Variance with Budget- Positive (Negative)
REVENUES			
Bond Proceeds	$ -	$ -	$ -
Premium on Bond Proceeds	-	-	-
Misc Revenue	-	-	-
Investment Earnings	70,000	551,425	481,425
Total revenues	70,000	551,425	481,425
EXPENDITURES			
General Government:			
Cost of Bond Issuance	-	-	-
Public Works	27,556,897	13,213,977	14,342,920
Recreation & Parks	10,937,850	693,737	10,244,113
Total general government	38,494,747	13,907,714	24,587,033
City Administration			
Public Safety	-	-	-
Excess (Deficiency) of Revenues Over expenditures	(38,424,747)	(13,356,289)	25,068,458
OTHER FINANCING SOURCES			
General Obligation Bond Proceeds	-	-	-
Operating Transfers Out			-
Total other financing sources (uses)	-	-	-
Net change in fund balances	(38,424,747)	(13,356,289)	25,068,458

Fund balances - beginning	**37,792,647**
Fund balances - ending	**$ 24,436,358**
Adjustments to GAAP basis:	
Encumbrances	11,840,933
Fund balances-ending	**$ 36,277,291**

City of Alpharetta
TSPLOST Fund
Statement of Revenues, Expenditures, and Changes in Fund Balances - Budget and Actual
For the Period Ended February 28, 2019

	Budget	Actual Amounts	Variance with Budget- Positive (Negative)
REVENUES			
Transportation Special Purpose Local Option Sales Tax	$ 11,100,000	$ 6,645,635	$ (4,454,365)
Investment Earnings	225,000	204,302	(20,698)
Total revenues	11,325,000	6,849,937	(4,475,063)
EXPENDITURES			
General Government:			
Cost of Bond Issuance			-
Public Works	23,118,814	4,259,731	18,859,083
Recreation & Parks			-
Total general government	23,118,814	4,259,731	18,859,083
City Administration			-
Public Safety	-	-	-
Excess (Deficiency) of Revenues			-
Over expenditures	(11,793,814)	2,590,206	14,384,020
OTHER FINANCING SOURCES			
General Obligation Bond Proceeds			-
Operating Transfers Out			-
Total other financing sources (uses)	-	-	-
Net change in fund balances	(11,793,814)	2,590,206	14,384,020

Fund balances - beginning	**11,793,815**
Fund balances - ending	**$ 14,384,021**
Adjustments to GAAP basis:	
Encumbrances	3,119,283
Fund balances-ending	**$ 17,503,304**

City of Alpharetta
Internal Service Fund - Medical Insurance
Statement of Net Position
February 28, 2019

ASSETS		
Current Assets:		
Cash and Cash Equivalents & Investments	$	831,857
Accounts Receivables (net of allowance for uncollectibles)		-
Total Current Assets		831,857
Noncurrent Assets:		
Restricted Cash, Cash Equivalents, and Investments		-
Total Restricted Assets		-
Total Noncurrent Assets		-
Total Assets		**831,857**
LIABILITIES		
Current Liabilities:		
Accounts Payable	$	-
Claims Payables		956,128
Accrued Interest Payable		-
Due to Other Funds		-
Total Current Liabilities		
Current Liabilities Payable from Restricted Assets:		-
Total Current Liabilities Payable from Restricted Assets		956,128
Noncurrent Liabilities:		-
Other Non-Current Liabilities		
Total Noncurrent Liabilities		-
Total Liabilities		**956,128**
NET ASSETS		
Invested in Capital Assets, net of related debt		-
Reserved for Debt Service		-
Reserved for Encumbrances		-
Unreserved		-
Total Net Assets		(124,271)
Total Liabilities & Net Assets	**$**	**831,857**

City of Alpharetta
Internal Service Fund - Medical Insurance
Statement of Revenues, Expenses, and Changes in Net position - Budget and Actual
For the Period Ended February 28, 2019

	Budget	Actual Amounts	Variance with Budget - Positive (Negative)
REVENUES			
Investment Earnings	$ -	$ 107	$ (107)
Employer Medical Contribution	6,455,648	4,256,803	(2,198,845)
Employee Medical Contribution	714,809	498,697	(216,112)
Insurance Proceeds	-	-	-
Total revenues	7,170,457	4,755,607	(2,414,850)
EXPENDITURES			
Medical Premiums	1,637,589	1,089,596	547,993
Medical Claims	5,487,755	3,490,344	1,997,411
Contingency	(254,826)	-	(254,826)
Total expenditures	6,870,518	4,579,939	2,290,579
Excess (Deficiency) of Revenues Over expenditures	299,939	175,668	(124,271)
OTHER FINANCING SOURCES			
Asset Disposition		-	
Operating Transfers In	-	-	-
Operating Transfers Out	(1,500,000)	(1,500,000)	-
Total other financing sources (uses)	(1,500,000)	(1,500,000)	-
Net change in fund balances	(1,200,061)	(1,324,332)	(124,271)

Fund balances - beginning	**1,200,062**
Fund balances - ending	**$ (124,271)**
Adjustments to GAAP basis:	
Encumbrances	-
Misc adj	
Fund balances-ending	**$ (124,271)**

City of Alpharetta
Enterprise Fund -Solid Waste
Statement of Net Position
February 28, 2019

.	Solid Waste
ASSETS	
Current Assets:	
Cash and Cash Equivalents & Investments	$ 1,966,641
Inventories, at cost	-
Accounts Receivables (net of allowance for uncollectibles)	969,176
Prepaid Insurance Expenses	-
Total Current Assets	2,935,817
Noncurrent Assets:	
Restricted Cash, Cash Equivalents, and Investments	-
Total Restricted Assets	-
Other	-
Capital Assets	
Buildings and System	-
Machinery and Equipment	
Less Accumulated Depreciation	-
Total Capital Assets (net of accumulated depreciation)	-
Total Noncurrent Assets	-
Total Assets	**2,935,817**
LIABILITIES	
Current Liabilities:	
Accounts Payable	3,957
Accounts Payable/ Customer Credit Balances	-
Accounts Payable/ Customer Pre-Paid Service	-
Accounts Payable/ A/R Module Suspense Acct	-
Payroll Liabilities	1,028
Accrued Salaries	-
Accrued Interest Payable	-
Compensated Absences Payable	-
Notes Payable - Revenue Bonds	-
Due to Other Funds	-
Total Current Liabilities	4,985
Current Liabilities Payable from Restricted Assets:	
Revenue Bonds Payable	-
Total Current Liabilities Payable from Restricted Assets	-
Noncurrent Liabilities:	
Customer Deposits	-
Compensated Absences less Current Portion	-
Revenue Bonds Payable	-
Total Noncurrent Liabilities	-
Total Liabilities	**4,985**
NET ASSETS	
Invested in Capital Assets, net of related debt	-
Reserved for Debt Service	-
Reserved for Encumbrances	-
Unreserved	2,930,832
Total Net Assets	2,930,832
Total Liabilities & Net Assets	**$ 2,935,817**

City of Alpharetta
Enterprise Fund - Solid Waste
Statement of Revenues, Expenses, and Changes in Net Position
For the Period Ended February 28, 2019

Operating revenues:		
Charges for sales and services:		
Refuse Collection charges	$	4,166,658
Misc Revenue		4
Total operating revenues		4,166,662
Operating expenses:		
Administration		3,967,776
Non-departmental		-
Total operating expenses		3,967,776
Operating Gain (loss)		198,887
Non-operating revenues (expenses):		
Investment earnings		34,441
Total non-operating revenue (expenses)		34,441
Income (loss) before transfers		233,327
Transfers In		-
Transfers Out		-
Change In Net Assets		233,327
Total net assets-beginning		**1,186,192**
Total net assets-ending (net of encumbrances)		**1,419,519**
Adjustments to GAAP basis:		
Encumbrances		1,511,314
Misc adj-Encumbrances Resv/Prior Year		
Total net assets-ending	**$**	**2,930,832**

City of Alpharetta
Internal Service Fund - Risk Management
Statement of Net Position
February 28, 2019

ASSETS		
Current Assets:		
Cash and Cash Equivalents & Investments	$	1,178,185
Accounts Receivables (net of allowance for uncollectibles)		-
Total Current Assets		1,178,185
Noncurrent Assets:		
Restricted Cash, Cash Equivalents, and Investments		-
Total Restricted Assets		-
Total Noncurrent Assets		-
Total Assets		**1,178,185**
LIABILITIES		
Current Liabilities:		
Accounts Payable		3,460
Claims Payables		208,069
Accrued Interest Payable		-
Due to Other Funds		-
Total Current Liabilities		211,529
Current Liabilities Payable from Restricted Assets:		
		-
Total Current Liabilities Payable from Restricted Assets		-
Noncurrent Liabilities:		-
Other Non-Current Liabilities		734,234
Total Noncurrent Liabilities		734,234
Total Liabilities		**945,763**
NET ASSETS		
Invested in Capital Assets, net of related debt		-
Reserved for Debt Service		-
Reserved for Encumbrances		-
Unreserved		232,421
Total Net Assets		232,421
Total Liabilities & Net Assets	**$**	**1,178,185**

City of Alpharetta
Internal Service Fund - Risk Management
Statement of Revenues, Expenses, and Changes in Net position - Budget and Actual
For the Period Ended February 28, 2019

	Budget	Actual Amounts	Variance with Budget - Positive (Negative)
REVENUES			
Investment Earnings	$ 4,000	$ 13,564	$ 9,564
Charges for Service	1,446,500	964,333	(482,167)
Discounts	-	-	-
Insurance Proceeds	-	433	433
Total revenues	1,450,500	978,330	(472,170)
EXPENDITURES			
Workers Compensation Admin	-	-	-
Professional Fees	132,000	99,879	32,121
Auto Liability	170,000	163,093	6,907
Property & Equipment Liability	100,000	87,694	12,306
Fine Art Liability	2,500	2,500	-
General Liability	60,000	57,952	2,048
Law Enforcement Liability	91,500	86,283	5,217
Public Entity Liability	62,733	62,733	0
Workers Comp Excess Liabilty	107,000	105,684	1,316
Employee Benefits Liability	-	-	-
Criminal Liability	4,500	3,386	1,114
Cyber Liability	7,000	6,805	195
Umbrella Liability	56,000	53,745	2,255
Medical Services	35,000	1,421	33,579
Claims/Judgements	1,451	3,117	(1,666)
Claims/Vehicle	37,000	19,115	17,885
Claims/General	23,000	-	23,000
Claims/Public Entity	48,497	49,403	(906)
Claims/Workers Comp	512,319	165,236	347,083
Contingency	222,136	-	222,136
Total expenditures	1,672,636	968,045	704,591
Excess (Deficiency) of Revenues Over expenditures	(222,136)	10,285	232,421
OTHER FINANCING SOURCES			
Asset Disposition		-	
Operating Transfers In	-	-	-
Operating Transfers Out	-	-	-
Total other financing sources (uses)	-	-	-
Net change in fund balances	(222,136)	10,285	232,421

Fund balances - beginning	**222,137**
Fund balances - ending	**$ 232,421**
Adjustments to GAAP basis:	
Encumbrances	-
Misc adj	
Fund balances-ending	**$ 232,421**

City of Alpharetta
Statement of Net Position
OPEB Health Fund
February 28, 2019

		OPEB Plan
ASSETS		
Current Assets:		
Cash and Cash Equivalents	$	(43,027)
Investments		1,332,830
		-
Accounts Receivables (net of allowance for uncollectibles)		31,909
Total Assets		1,321,712
LIABILITIES		
Current Liabilities:		
Accounts Payable		7,437
		-
Due to Other Funds		-
Total Current Liabilities		7,437
Current Liabilities Payable from Restricted Assets:		
		-
Total Current Liabilities Payable from Restricted Assets		-
Noncurrent Liabilities:		
		-
Total Noncurrent Liabilities		-
Total Liabilities		7,437
NET ASSETS		
Net Assets held in trust for pension benefits		1,314,274
Total Net Assets		1,314,274
Total Liabilities & Net Assets	**$**	**1,321,712**

City of Alpharetta
Statement of Changes in Fiduciary Net Position
OPEB Health Fund
For the Period Ended February 28, 2019

		Actual Amounts
Additions:		
Employer Contribution	$	85,000
Employee Contribution		
Total Contribution		85,000
Investment Income		(2,438)
Net appreciation in FMV		(18,340)
Accrued Interest & Dividends		3,588
Interest and Dividends		26,026
Total Investment Income		8,836
Total Additions (Deductions)		**93,836**
Deductions:		
Benefits payments		-
Professional Fees		1,799
Manager Fees		103
Consulting Fees		1,778
Agent Custody Fees-ADR		38
Total deductions		3,719
Net Increase (Decrease)		90,117
OTHER FINANCING SOURCES (USES)		
Transfers in/out		-
Net Assets held in trust for pension benefits		
Beginning of year		1,224,157
Total net assets	**$**	**1,314,274**

City of Alpharetta
Statement of Net Position
OPEB Reimbursement Fund
February 28, 2019

		OPEB Plan
ASSETS		
Current Assets:		
Cash and Cash Equivalents	$	9,999
Investments		2,000,902
		-
Accounts Receivables (net of allowance for uncollectibles)		48,730
Total Assets		2,059,631
LIABILITIES		
Current Liabilities:		
Accounts Payable		12,079
		-
Due to Other Funds		-
Total Current Liabilities		12,079
Current Liabilities Payable from Restricted Assets:		
		-
Total Current Liabilities Payable from Restricted Assets		-
Noncurrent Liabilities:		
		-
Total Noncurrent Liabilities		-
Total Liabilities		12,079
NET ASSETS		
Net Assets held in trust for pension benefits		2,047,551
Total Net Assets		2,047,551
Total Liabilities & Net Assets	**$**	**2,059,631**

City of Alpharetta
Statement of Changes in Fiduciary Net Position
OPEB Reimbursement Fund
For the Period Ended February 28, 2019

		Actual Amounts
Additions:		
Employer Contribution	$	550,000
Employee Contribution		
Total Contribution		550,000
Investment Income		(9,261)
Net appreciation in FMV		(14,420)
Accrued Interest & Dividends		9,295
Interest and Dividends		17,754
Total Investment Income		3,369
Total Additions (Deductions)		**553,369**
Deductions:		
Benefits payments		-
Professional Fees		2,845
Manager Fees		155
Consulting Fees		2,760
Agent Custody Fees-ADR		58
Total deductions		5,817
Net Increase (Decrease)		547,551
OTHER FINANCING SOURCES (USES)		
Transfers in		1,500,000
Net Assets held in trust for pension benefits		
Beginning of year		-
Total net assets	**$**	**2,047,551**

City of Alpharetta
Statement of Net Position
Pension Trust Fund
February 28, 2019

		Pension Trust Fund
ASSETS		
Current Assets:		
Cash and Cash Equivalents	$	185,002
Investments		72,019,889
		-
Accounts Receivables (net of allowance for uncollectibles)		265,540
Total Assets		72,470,430
LIABILITIES		
Current Liabilities:		
Accounts Payable		400,091
		-
Due to Other Funds		-
Total Current Liabilities		400,091
Current Liabilities Payable from Restricted Assets:		
		-
Total Current Liabilities Payable from Restricted Assets		-
Noncurrent Liabilities:		
		-
Total Noncurrent Liabilities		-
Total Liabilities		400,091
NET ASSETS		
Net Assets held in trust for pension benefits		72,070,339
Total Net Assets		72,070,339
Total Liabilities & Net Assets	**$**	**72,470,430**

City of Alpharetta
Statement of Changes in Fiduciary Net Position
Pension Trust Fund
For the Period Ended February 28, 2019

		Actual Amounts
Additions:		
Employer Contribution	$	2,699,997
Employee Contribution		225,655
Total Contribution		2,925,652
Investment Gain/Losses		855,780
Net appreciation in FMV		(990,092)
Interest and Dividends		865,583
Accrued Interest & Dividends		6,044
Other Receipts		-
Total Investment Income		737,315
Total Additions (Deductions)		**3,662,967**
Deductions:		
Benefits payments		1,502,153
Custodial Fees		5,177
Administrative Fees		45,082
Legal Fees		4,325
Manager Fees		57,103
Consulting Fees		148,033
Agent Custody Fees-ADR		122,235
		-
Total deductions		1,884,107
Net Increase (Decrease)		1,778,860
Net Assets held in trust for pension benefits		
Beginning of year		70,291,479
Total net assets	**$**	**72,070,339**

City of Alpharetta
Combining Balance Sheet
Non-Major Governmental Funds
February 28, 2019

	Special Revenue							Total Non-major Governmental Funds
	Hotel Motel	Impact Fee	Confiscated Assets	Grant Operating	E911	Debt Service Fund	Stormwater Capital Fund	
ASSETS								
Cash / Cash Equivalents / Investments	$ 2,175,228	$ 3,293,646	$ 540,299	$ 47,674	$ 791,885	$ 5,139,281	$ 915,646	$ 12,903,659
Taxes Receivable	-	-	-	-	-	-	-	-
Pre-Paid Expenditures	-	-	-	-	-	-	-	-
Accounts Receivable	-	-	-		-	-	-	-
Property Taxes	-	-	-	-	-	147,913	-	147,913
Intergovernmental Receivable	-	-	-	-	-	-	-	-
Due From Other Funds								
Restricted	-	-	-	-	-	-	-	-
Total Assets	**2,175,228**	**3,293,646**	**540,299**	**47,674**	**791,885**	**5,287,194**	**915,646**	**13,051,572**
LIABILITIES								
Accounts Payable	-	-	-	1,514	44,995	23,361	34,034	103,903
Retainage Payable	446	848	-	-	-		-	1,293
Intergovernmental Payable								
Arbitrage Payable	-	-	-	-	-	-	-	-
Accounts payable/AR Suspense acct	-	-	-	-	-	-	-	-
Compensated Absences	-	-	-	-	-	-	-	-
Payroll Liabilities	-	-	128	-	3,540	-	-	3,669
Due to Other Fund	-	-		-	-	-	-	-
Deferred Revenue	-	-	-	-	-	147,896	-	147,896
Unearned Revenue	-	-	-	-	-	-	-	-
Total Liabilities	**446**	**848**	**128**	**1,514**	**48,535**	**171,257**	**34,034**	**256,762**
FUND BALANCES								
Restricted:								
Capital Projects	-	3,292,798	-	-	-	-	-	3,292,798
Law Enforcement	-	-	540,171	-	-	-	-	540,171
Promotion of Tourism	2,174,782	-	-	-	-	-	-	2,174,782
Emergency Telephone Activities	-	-	-	-	743,350	-	-	743,350
Debt Service	-	-	-	-	-	5,115,937	-	5,115,937
Assigned for: Grant Projects	-	-	-		-	-	-	-
Grant Projects	-	-	-	46,160	-	-	-	46,160
Unassigned:	-	-	-		-		881,613	881,613
Total Fund Balances	2,174,782	3,292,798	540,171	46,160	743,350	5,115,937	881,613	12,794,811
Total Liabilities and Fund Balances	**$ 2,175,228**	**$ 3,293,646**	**$ 540,299**	**$ 47,674**	**$ 791,885**	**$ 5,287,194**	**$ 915,646**	**$ 13,051,572**

City of Alpharetta
Combining Statement of Revenues, Expenditures, and Changes in Fund Balances
Non-major Governmental Funds
For the Period Ending February 28, 2019

	Special Revenue							Total Non-major Governmental Funds
	Hotel Motel	Impact Fee	Confiscated Assets	Grant Operations	E911 Fund	Debt Service Fund	Stormwater Service Fund	
REVENUES:								
Hotel Motel Tax	$ 5,112,737	$ -	$ -	$ -		$ -	$ -	$ 5,112,737
Property tax	-	-	-	-	-	5,479,871	-	5,479,871
Charges for Service	-	-	-	-	2,012,609	-	-	2,012,609
Impact Fees	-	854,914	-	-	-	-	-	854,914
Forfeiture Income	-	-	280,505	-	-	-	-	280,505
Intergovernmental	-	-	142,590	9,541	-	-	-	152,131
Contributions & Donations	-	-	-	-	-	-	-	-
Investment Earnings	-	47,303	453	659	14,755	47,647	15,405	126,222
Other	-	-	-	-	-	-	-	-
Total revenues	**5,112,737**	**902,217**	**423,548**	**10,200**	**2,027,364**	**5,527,518**	**15,405**	**14,018,988**
EXPENDITURES:								
Tourism	2,236,823	-	-	-	-	-	-	2,236,823
Community Development	-	-	-	-	-	-	-	-
Culture/Recreation	164,391	313,606	-	8,739	-	-	7,214	493,950
Public Safety	-	40,000	206,554	20,347	3,135,926	-	-	3,402,828
Public Works	-	-	-	-	-	-	920,336	920,336
General Government	-	-	-	-	-	1,443,630	-	1,443,630
Debt Service:	-	-	-	-	-	-	-	-
Principal	-	-	-	-	-	-	-	-
Interest	389,981	-	-	-	-	-	-	389,981
Bond Issuance Costs	-	-	-	-	-	-	-	-
Total expenditures	**2,791,195**	**353,606**	**206,554**	**29,086**	**3,135,926**	**1,443,630**	**927,550**	**8,887,548**
Excess (deficiency) of revenues over expenditures	2,321,542	548,611	216,993	(18,886)	(1,108,563)	4,083,888	(912,145)	5,131,440
OTHER FINANCING SOURCES (USES):								
Transfers in / out:								-
Debt service fund	-	-	-	-	-	-	-	-
Capital Projects	-	-	-	-	-	-	-	-
Operating grants fund	-	-	-	-	-	-	-	-
Capital grants fund	-	-	-	-	-	-	-	-
General fund	(1,917,277)	-	-	20,000	-	-	1,250,000	(647,277)
Budgeted Fund Balance:	-	-	-	-	-	-	-	-
Total other financing sources and (uses)	(1,917,277)	-	-	20,000	-		1,250,000	(647,277)
Net change in fund balances	404,266	548,611	216,993	1,114	(1,108,563)	4,083,888	337,855	4,484,164
Fund balances - beginning	**1,770,516**	**2,744,187**	**323,177**	**45,047**	**1,851,913**	**1,032,049**	**543,758**	**8,310,647**
Fund balances - ending	**$ 2,174,782**	**$ 3,292,798**	**$ 540,171**	**$ 46,160**	**$ 743,350**	**$ 5,115,937**	**$ 881,613**	**$ 12,794,811**

City of Alpharetta
Hotel Motel Special Revenue Fund
Schedule of Revenues, Expenditures, and Changes in Fund Balances - Budget and Actual
For the Period Ended February 28, 2019

	Budget	Actual Amounts	Variance with Budget - Positive (Negative)
REVENUES:			
Hotel Motel Tax	$ 8,600,000	$ 5,112,737	$ (3,487,263)
Transfers In	380,222	-	(380,222)
Misc Revenue	-	-	-
Investment Earnings	-	-	-
Total revenues	8,980,222	5,112,737	(3,867,485)
EXPENDITURES:			
Professional Services	3,000	-	3,000
Recreation Improvements	465,804	164,391	301,413
Alpharetta Convention & Visitor's Bureau	3,762,500	2,236,823	1,525,677
Alpharetta Business Community	-	-	-
Debt Service Reserve	1,500,000	-	1,500,000
Bond Principal	200,000	-	200,000
Bond Interest	779,963	389,981	389,982
Contingency	814,470	-	814,470
Total Expenditures	7,525,737	2,791,195	4,734,542
Excess of revenues over expenditures	1,454,485	2,321,542	867,057
OTHER FINANCING SOURCES (USES):			
Transfers Out	(3,225,000)	(1,917,277)	1,307,723
Total other financing sources and uses	(3,225,000)	(1,917,277)	1,307,723
Net change in fund balances	(1,770,515)	404,266	2,174,781
Fund balances - beginning		**$ 1,770,516**	
Fund balances - ending		**$ 2,174,782**	
Enbumbrances		$ -	
Fund balances - ending		**$ 2,174,782**	

City of Alpharetta
Impact Fee Special Revenue Fund
Schedule of Revenues, Expenditures, and Changes in Fund Balances - Budget and Actual
For the Period Ended February 28, 2019

	Budget	Actual Amounts	Variance with Budget - Positive (Negative)
REVENUES:			
Impact Fees	$ 975,000	$ 854,914	$ (120,086)
Investment Earnings	50,000	47,303	(2,697)
Total Revenues	1,025,000	902,217	(122,783)
EXPENDITURES:			
Public Safety	40,000	40,000	(0)
Public Works	1,236,760	164,460	1,072,300
Recreation & Parks	897,299	313,606	583,693
Community Development	1,595,128	-	1,595,128
General Government	-	-	-
Total expenditures	3,769,187	518,066	3,251,121
Excess (deficiency) of revenues over expenditures	(2,744,187)	384,151	(3,128,338)
OTHER FINANCING SOURCES (USES):			
Transfers Out	-	-	-
Total other financing sources and uses	-	-	-
Net change in fund balances	(2,744,187)	384,151	(3,128,338)
Fund balances - beginning		**2,744,187**	
Fund balances - ending		**$ 3,128,338**	
Encumbrances		164,460	
Fund balances - ending		$ 3,292,798	

City of Alpharetta
Confiscated Assets Special Revenue Fund
Schedule of Revenues, Expenditures, and Changes in Fund Balances - Budget and Actual
For the Period Ended February 28, 2019

	Budget	Actual Amounts	Variance with Budget - Positive (Negative)
REVENUES:			
Forfeiture Income	$ 300,000	$ 280,505	$ (19,495)
Investment Earnings	600	453	(147)
Intergovernmental	142,591	142,590	(1)
Misc Revenue	-	-	-
Total Revenues	443,191	423,548	(19,643)
EXPENDITURES:			
Public Safety	766,368	224,694	541,674
Non-Departmental	-	-	-
Total expenditures	766,368	224,694	541,674
Excess (deficiency) of revenues over expenditures	(323,177)	198,853	522,030
OTHER FINANCING SOURCES (USES):	-	-	-
Net change in fund balances	(323,177)	198,853	522,030
Fund balances - beginning		**323,177**	
Fund balances - ending		**$ 522,031**	
Adjustments to GAAP basis:			
Encumbrances		18,140	
Fund balances - ending		**$ 540,171**	

City of Alpharetta
Grant Fund - Operating
Schedule of Revenues, Expenditures, and Changes in Fund Balances - Budget and Actual
For the Period Ended February 28, 2019

	Budget	Actual Amounts	Variance with Budget - Positive (Negative)
REVENUES:			
Intergovernmental	$ 57,806	$ 9,541	(48,265)
Contributions & Donations	-	-	-
Discounts Taken		-	-
Interest Earnings	-	659	659
Transfers in	30,000	20,000	(10,000)
Contingencies	-	-	-
Total	87,806	30,200	(57,606)
EXPENDITURES:			
General Government	39,088	-	39,088
Community Development	-	-	-
Engineering/Public Works	-	-	-
Public Safety	84,518	43,432	41,086
Recreation & Parks	9,246	8,739	507
Contingencies	-	-	-
Operating Transfers Out	-	-	-
Non-Allocated	-	-	-
Total	132,852	52,171	80,681
Excess (deficiency) of revenues over expenditures	(45,046)	(21,971)	23,075
OTHER FINANCING SOURCES (USES):	-	-	-
Net change in fund balance	(45,046)	(21,971)	23,075
Fund balance - beginning		**45,047**	
Fund balance - ending		**$ 23,075**	
Adjustments to GAAP basis:			
Encumbrances		23,085	
Fund balances - ending		**$ 46,160**	

City of Alpharetta
Emergency 911 Special Revenue Fund
Schedule of Revenues, Expenditures, and Changes in Fund Balances - Budget and Actual
For the Period Ended February 28, 2019

	Budget	Actual Amounts	Variance with Budget - Positive (Negative)
REVENUES:			
Charges for Service	$ 4,055,000	$ 2,012,609	$ (2,042,391)
Capital Lease			-
Investment Earnings	11,693	14,755	3,062
Total Revenues	4,066,693	2,027,364	(2,039,329)
EXPENDITURES:			
Public Safety	5,028,605	3,496,452	1,532,153
Total expenditures	5,028,605	3,496,452	1,532,153
Excess (deficiency) of revenues over expenditures	(961,912)	(1,469,088)	(507,176)
OTHER FINANCING SOURCES (USES):			
Transfers In	-	-	-
Transfers Out - Capital Project Fund	-	-	-
Total other financing sources and uses	-	-	-
Net change in fund balances	(961,912)	(1,469,088)	(507,176)
Fund balances - beginning		**1,851,913**	
Fund balances - ending		**$ 382,824**	
Adjustments to GAAP basis:			
Encumbrances		360,526	
Fund balances - ending		**$ 743,350**	

City of Alpharetta
Debt Service Fund
Statement of Revenues, Expenditures, and Changes in Fund Balances - Budget and Actual
For the Period Ended February 28, 2019

	Budget	Actual Amounts	Variance with Budget - Positive (Negative)
REVENUES:			
Property tax	$ 5,134,000	$ 5,479,871	$ 345,871
Misc Revenue		-	-
Investment earnings	10,000	47,647	37,647
Total revenues	5,144,000	5,527,518	383,518
EXPENDITURES:			
Current:			
General government			
Finance			-
Non-departmental		-	-
Total general government	-	-	-
Debt Service:			
Principal	2,832,100	122,100	2,710,000
Interest	2,636,413	1,319,280	1,317,133
Contingency	702,536	-	702,536
Bond issuance costs	5,000	2,250	2,750
Total debt service	6,176,049	1,443,630	4,732,419
Total expenditures	6,176,049	1,443,630	4,732,419
Excess (Deficiency) of revenues over expenditures	(1,032,049)	4,083,888	5,115,937
OTHER FINANCING SOURCES (USES):			
Transfers in			-
Transfers out			-
Total other financing sources and uses	-	-	-
	(1,032,049)	4,083,888	5,115,937
Fund balances - beginning		**1,032,049**	
Fund balances - ending		**$ 5,115,937**	

City of Alpharetta
Stormwater Capital Fund
Schedule of Revenues, Expenditures, and Changes in Fund Balances - Budget and Actual
For the Period Ended February 28, 2019

	Budget	Actual Amounts	Variance with Budget - Positive (Negative)
REVENUES:			
Misc Revenue	$ -	$ -	$ -
Investment Earnings	-	15,405	15,405
Total Revenues	-	15,405	15,405
EXPENDITURES:			
Public Works	2,118,757	1,522,054	596,703
Recreation & Parks	300,000	16,412	283,588
Total expenditures	2,418,757	1,538,466	880,291
Excess (deficiency) of revenues over expenditures	(2,418,757)	(1,523,060)	895,697
OTHER FINANCING SOURCES (USES):			
Transfers In	1,875,000	1,250,000	(625,000)
Transfers Out	-	-	-
Total other financing sources and uses	1,875,000	1,250,000	(625,000)
Net change in fund balances	(543,757)	(273,060)	270,697
Fund balances - beginning		**543,758**	
Fund balances - ending		**$ 270,697**	
Adjustments to GAAP basis:			
Encumbrances		610,915	
Fund balances - ending		**$ 881,612**	

DEVELOPMENT AUTHORITY

Revenue & Expenditure Report
GAAP Financial Statements

ALPHARETTA DEVELOPMENT AUTHORITY

Financial Management Report - As of February 28, 2019

	Account #	Project	Total Budget	Actuals (Collections/ Expenditures)	Forecasted Receivables/ Encumbrances	Remaining
Revenues						
	99575100-346900	Bond Application Fee	$ 50,000	$ 50,000		$ -
	99575100-361000	Investment Earnings	-	176		(176)
	99575100-389000	Miscellaneous Revenue	-	100		(100)
	99575100-334310-C1528	FISERV REBA Grant	125,000	-		125,000
	99575100-371000-C1532	ATC Operational Funding (COA)	125,000	125,000		-
	99575100-381000-C1535	Innovation Center Operations (ATC)	11,875	9,694	3,819	6,000
		subtotal	*$ 311,875*	*$ 184,971*	*$ 3,819*	*$ 130,723*
(1)	99575100-395000	Carryforward Fund Balance	$ 109,117	$ -		$ 109,117
		subtotal	*$ 109,117*	*$ -*		*$ 109,117*
		Total	$ 420,992	$ 184,971		$ 239,840
Expenditures						
	99575100-571000-C1403	Local Job Creation Grant Program	$ 32,500	$ -	$ -	$ 32,500
	99575100-544100-C1532	ATC Operational Funds	125,000	83,333	-	41,667
	99575100-544100-C1601	High Impact Permitting Grant Program (IGA with COA)	20,948	-	-	20,948
	99575100-544100-C1822	AG Tech Sponsorship	12,000	12,000	-	-
	99575100-544100-C1528	FISERV REBA Grant	125,000	-	-	125,000
	99575100-531100	General Supplies and Materials	3,500	350	-	3,150
		subtotal	*$ 318,948*	*$ 95,683*	*$ -*	*$ 223,265*
(2)	99575100-523860-C1535	Innovation Center Operations (Maintenance Contracts)	$ 4,884	$ 4,955	$ 87	$ (158)
	99575100-531200-C1535	Innovation Center Operations (Miscellaneous Utilities)	522	610	-	(88)
	99575100-531210-C1535	Innovation Center Operations (Water/Sewer)	85	78	-	7
	99575100-531220-C1535	Innovation Center Operations (Natural Gas)	1,977	2,755	-	(778)
	99575100-531230-C1535	Innovation Center Operations (Electricity)	2,174	2,792	-	(618)
		subtotal	*$ 9,642*	*$ 11,189*	*$ 87*	*$ (1,635)*
	99575100-579000	Reserve	$ 92,402	$ -	$ -	$ 92,402
		subtotal	*$ 92,402*	*$ -*	*$ -*	*$ 92,402*
		Total	$ 420,992	$ 106,873	$ 87	$ 314,032

(1) Carryforward Fund Balance represents cash available at the end of the prior fiscal year that is programmed into the current fiscal year budget. As this account represents cash already received, there will not be actual collections.

(2) Innovation Center utilities are being funded by the Alpharetta Technology commission (ATC) on a reimbursement basis. As such, expenses will outpace budget at month end due to the billing/reimbursement delay.

ALPHARETTA DEVELOPMENT AUTHORITY

Financial Management Report - As of February 28, 2019

Account #	Project	Total Budget	Actuals (Collections/ Expenditures)	Forecasted Receivables/ Encumbrances	Remaining

Fund Balance Reconciliation

Fund Balance (beginning of Fiscal Year)	**$**	**109,118**
Revenues collected to date		184,971
Expenditures incurred to date		(106,873)
Fund Balance (current)	**$**	**187,216**
Forecasted revenue collections		128,819
Fund Balance (forecasted)	**$**	**316,034**
Allocation of Forecasted Fund Balance:		
Spendable (available for investment by the Board)	$	92,770
Non-Spendable (unspent/remaining project allocations)		223,265
	$	316,034

This page has been intentionally left blank

GAAP

Financial Statements

City of Alpharetta
Balance Sheet
COMPONENT UNIT-DEVELOPMENT AUTHORITY
February 28, 2019

ASSETS		
Current Assets:		
Cash and Cash Equivalents	$	197,406
Investments		876
Receivables		1,572
Restricted Cash for Bond Issuance Costs		-
Total Assets		**199,855**
LIABILITIES		
Current Liabilities:		
Accounts Payable		11,067
Deferred Revenue		1,572
Due to Other Funds		-
Total Current Liabilities		12,639
Current Liabilities Payable from Restricted Assets:		
		-
Total Current Liabilities Payable from Restricted Assets		-
Noncurrent Liabilities:		
		-
Total Noncurrent Liabilities		-
Total Liabilities		12,639
Fund Balance		
Restricted		94,446
Unassigned		92,770
Total Fund Balance		187,216
Total Liabilities & Fund Balance	**$**	**199,855**

City of Alpharetta
Statement of Revenues, Expenditures, and Changes in Fund Balance
COMPONENT UNIT-DEVELOPMENT AUTHORITY
For the Period Ended February 28, 2019

		Actual Amounts
Revenues		
Rent/Royalties	$	9,694
State Grant		-
Fees		50,000
Contributions & Donations		125,000
Miscellaneous Income-Interest		176
Miscellaneous Revenue		100
Total Revenues		**184,971**
Expenditures		
Economic Development		95,333
Maintenance Contracts		4,955
Supplies		350
Utilities - Miscellaneous		6,235
Debt Service:		
Principal		-
Interest		-
Total Expenditures		**106,873**
Excess (deficiency) of revenues over (under) expenditures		78,098
Other Financing Sources (Uses)		
Sale of capital assets		-
Net Change in Fund Balances		78,098
Fund Balance, Beginning of Year		**109,118**
Fund Balance, End of Year	**$**	**187,216**

THE CITY OF

ALPHARETTA

GEORGIA

CITY COUNCIL MEETING
STAFF REPORT

SUBMITTING DEPARTMENT: COMMUNITY DEVELOPMENT
SUBMITTED BY: KATHI COOK
DRAFTED BY: ELLE TAYLOR

I. .AGENDA ITEM TITLE: PH-19-01 333 MILTON AVE HISTORIC DESIGNATION

CITY COUNCIL: APRIL 8, 2019

This item was heard at the 3/14/2019 Historic Preservation commission meeting. Staff recommended approval of the item. There were two public comments on this item. The citizens that spoke were concerned with how this designation would affect their property values and development in the area. After discussion, Historic Preservation Commission recommended approval. Vote 5-0.

II. RECOMMENDATION:

Approve PH-19-01 333 MILTON AVE HISTORIC DESIGNATION.

III. REPORT IN BRIEF:

The applicant is requesting that the property be moved from Contributing Historic Building status to the Designated as Historic List. The subject property is located at 333 Milton Ave and is legally described as Land Lot 1271, 2nd District, 2nd Section, Fulton County, Georgia.

DISCUSSION

The submitted request, if approved, will allow the applicant to change the property status from Contributing Historic Property to designated as Historic per the Historic Preservation Ordinance.

The property meets the Criteria for Designation:

This home possesses historic significance and association as a home to one of the founding families of Alpharetta. It was owned by Q.A. Wills.

It is deemed worthy of preservation as it is 88 years old and is an outstanding representative of a Vernacular Style home from that time period.

Tracy Ward, the downtown consultant for the City agrees that this property should be designated as Historic as it is an outstanding example of a rural southern cottage from that time period…

The Georgia Historic Preservation Trust supports the designation of the property due to its significance as a good example of vernacular architecture in the 1930's.

CRITERIA FOR DESIGNATION

a. s the property of historic, cultural, aesthetic or architectural significance to the City, the region, the State, or the nation; or

b. Does the property possess historic integrity (in terms of its location, design, setting, materials, workmanship, feeling, and association) for all periods related to the significance of the property; and

The property has aesthetic and architectural significance as an example of a rural southern farmhouse cottage,

c. Is the property deemed worthy of preservation (and the benefits available due to such status) following reasons:

i. It is an outstanding example of a building representative of its era and over 75 years old;

The building is representative of an example of authentic vernacular architectural style.

ii. It is one of the few remaining examples of a past architectural style or type and over 75 years old; or

According to Fulton County tax records, the home was built in 1930. It is approximately 88 years old.

iii. Is The property a place associated with an event or person(s) of historic or cultural significance to the City, the region, the State, or the nation and over 75 years old.

In the book, Alpharetta, the Early Years, Connie Mashburn notes that the Stephens family resided in this home.

Q. A Wills – Alpharetta, Milton County the Early Years by Connie Mashburn

- Served as Mayor of Alpharetta
- Convinced Fulton County Officials to deed courthouse and lot to Alpharetta at no cost which made way for a new City Hall to be built in 1955.
- He served on the building committee for Alpharetta First United Methodist Church in 1938 when the Sanctuary was completed
- Was a regular for dances at FFA Log Cabin
- Opened a Cotton Brokerage and warehouse building in the late 1930's located at the northwest corner of Milton Avenue and Old Canton Street.
- Operated Wills Warehouse where he bought, stored and sold bales of cotton to Roswell Mills
- Operated a store in the Barnett Brothers/Parsons Building
- Operated a Chenille Factory in the 1940's in building known as the Waters Building
- Wills Park exists because he sold property to Fulton County at a substantial discount. A condition of sale was that the county would build a park on the property for area residents.

Virgil and Lillian Stephens

- Lived in this home from 1929 – 1938
- A Wills owned the house and they worked the surrounding fields as tenant farmers
- Children – Herbert, Helen, Harold, Nolan
- Grandchild – Bob Burgess

Harold Stephens

- played third base on the Alpharetta Baseball Team in 1947. (p.70-71), Alpharetta, Milton County the Early Years)
- Was a U.S. Marine during WWII (p.134)

IV. ATTACHMENTS:

- Maps
- Photos

AN ORDINANCE TO AMEND SECTION 2.9 HISTORIC PRESERVATION INCENTIVE ZONING OF THE UNIFIED DEVELOPMENT CODE OF THE CITY OF ALPHARETTA, GEORGIA; DESIGNATED HISTORIC BUILDINGS; TO ADD 333 MILTON AVENUE TO APPENDIX B HISTORIC RESOURCES INVENTORY – DESIGNATED HISTORIC BUILDINGS; TO REPEAL CONFLICTING ORDINANCES; AND FOR OTHER PURPOSES.

WHEREAS, on or about May 21, 2001, the City of Alpharetta (the "City") adopted a comprehensive zoning ordinance known and cited as the Unified Development Code of the City of Alpharetta, Georgia, which has subsequently been amended from time to time (the "Unified Development Code"); and

WHEREAS, the Mayor and Council of the City of Alpharetta (the "City Council" or "Council") are charged with the protection of the public health, safety, and welfare of the citizens of the City of Alpharetta; and

WHEREAS, the Unified Development Code was designed to be amended from time to time when circumstances warrant that modifications be made in order to make the Unified Development Code more responsive to community needs; and

WHEREAS, the City Council finds that ordinances and regulations governing the uses of land and development of land within the City, as well as the City's operations, should be continually improved from time to time and modified as necessary to better protect and promote the public health, safety and welfare of the residents and businesses of the City of Alpharetta; and

WHEREAS, the City Council desires to amend Section 2.9 Historic Preservation Incentive Zoning of the Unified Development Code for the foregoing purposes; and

WHEREAS, the City Council finds that the following amendment to the Unified Development Code promotes the health, safety, morals, convenience, order, prosperity and general welfare of the present and future inhabitants of the City of Alpharetta;

NOW THEREFORE, The Council of the City of Alpharetta hereby ordains, as follows:

Section 1: **Section 2.9 Historic Preservation Incentive Zoning** of the Unified Development Code is hereby amended to add 333 Milton Ave to Appendix B Historic Resources Inventory – Designated Historic Buildings.

Section 2 : If any section, subsection, provisions, or clause of any part of this Ordinance shall be declared invalid or unconstitutional or, if the provisions of any part of this Ordinance as applied to any particular situation or set of circumstances shall be declared invalid or unconstitutional, such invalidity shall not be construed to affect the portions of this Ordinance not so held to be invalid, or the application of this Ordinance to other circumstances not so held to be invalid. It is hereby declared as the intent of the City Council that this Ordinance would have been adopted in its current form without the invalid or unconstitutional provision contained therein.

<u>Section 4</u>: This Ordinance shall be effective immediately upon its adoption by the City Council and incorporated into The Unified Development Code of the City of Alpharetta, Georgia. This Ordinance hereby repeals any and all conflicting ordinances and amendments.

SO ORDAINED this the _____day of _____, 2019.

Approved:

_____
Jim Gilvin, Mayor

Attest:

_____
Erin Cobb, City Clerk
(Seal)

Approved as to Form:

_____
C. Sam Thomas, City Attorney

COUNCILMEMBERS

_____

_____

_____

_____

_____

EXIHIBIT A

APPENDIX B - HISTORIC RESOURCES INVENTORY—DESIGNATED HISTORIC BUILDINGS

Address	Description	Property Owner
10 Cumming St.	R.D. Manning House	Properties of Duffy, LLC.
40 Cumming St.	Lewis Manning House	Taylor Morrison of Georgia, LLC.
1080 Rucker Rd.	Troy Rucker House	Millie R. Hogan
333 Milton Ave	Farmhouse Cottage	Blaise Miller, One Ninety Three Residential Group, LLC

Ord. No. 764 , §§ 1, 2, 9-4-2018; Ord. No. 765 , § 2, 9-4-2018; Ord. No. 766 , § 2, 9-4-2018

Downtown Overlay District

333 Milton Ave

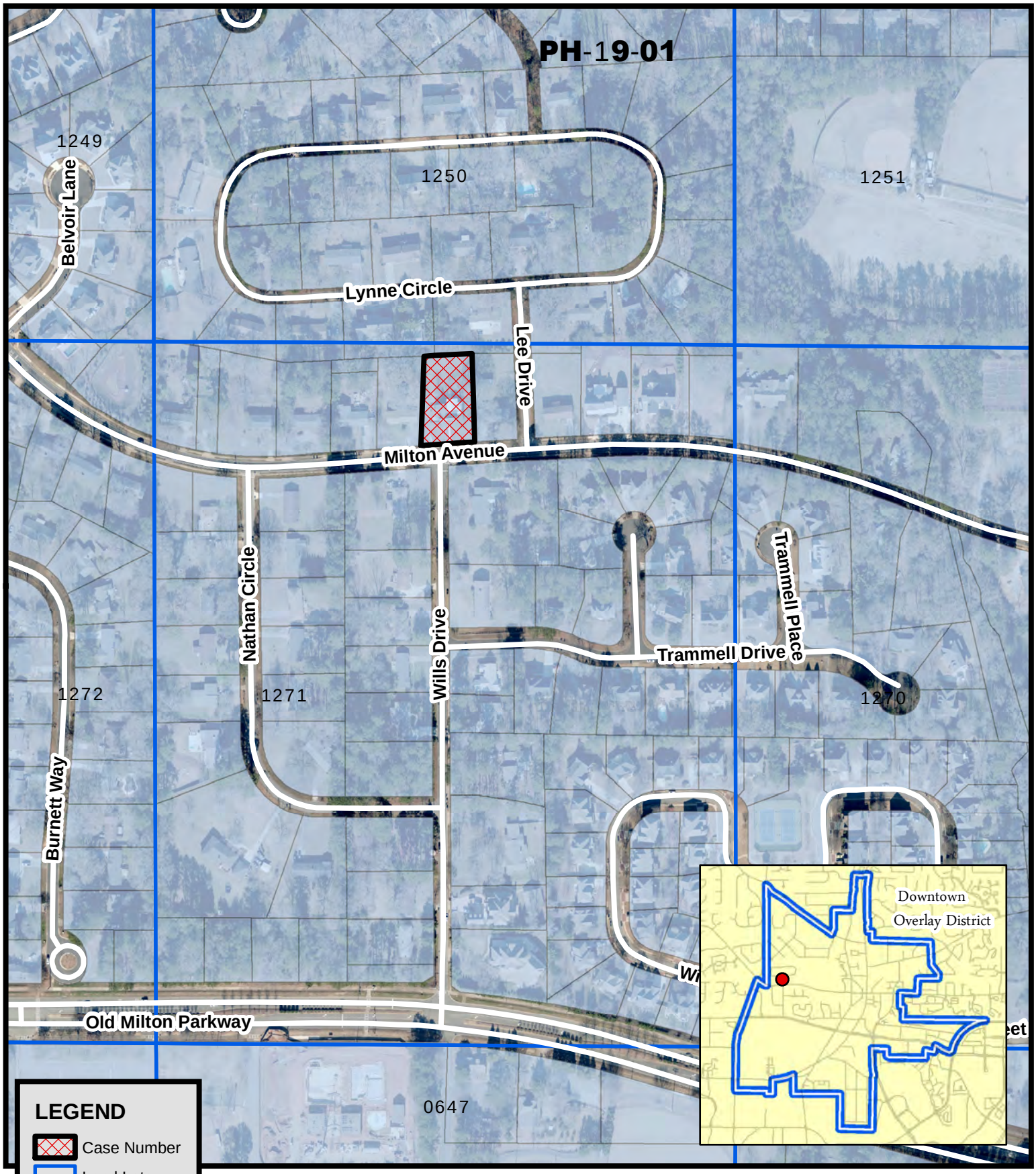

Location Map
Historic Designation
333 Milton Avenue

PH-19-01
D/LL: 2/2/1271
HPC Date: 3/14/19
CC Date: 4/08/19

Location Map Provided by:
Community Development - GIS

THE CITY OF ALPHARETTA

333 Milton Ave Aerial



January 7, 2019

1:576

0 0.00475 0.0095 0.019 mi

0 0.0075 0.015 0.03 km

City of Alpharetta, City of Roswell, City of Milton, City of Johns Creek, City of Sandy Springs, and Forsyth County

City of Alpharetta Georgia
copyright 2017

333 Milton Ave

CITY OF ALPHARETTA

PUBLIC HEARING APPLICATION

FOR OFFICE USE ONLY
Case #: PA-19-01
☐ Fee Paid Initial: _____

COMMUNITY DEVELOPMENT DEPARTMENT • 2 PARK PLAZA • ALPHARETTA, GA 30009

1. This page should be the first page in each of your completed application packets.
2. It is preferred that all responses be typed. Illegible applications will not be accepted.
3. Prior to signing and submitting your application, please check all information supplied on the following pages to ensure that all responses are complete and accurate. Incomplete applications will not be accepted.
4. Payment of all applicable fees must be made at the time of application. Payment may be made via cash, credit card (American Express, Master Card or Visa), or check made payable to "City of Alpharetta."
5. Applications will be accepted only on the designated submittal dates between the hours of 8:30 AM and 3:30 PM.
6. If you have any questions regarding this form, please contact the Community Development Department by calling 678-297-6070.

RECEIVED MAY 2019 Community Development

Contact Information:

Contact Name: Blaise Miller for One ninety three residential group llc Telephone: 678-984-4152

Address: 3109 Woodland Lane Suite: –

City Alpharetta State: GA Zip: 30009 Fax: –

Mobile Tel: 678-984-4152 Email: blaise.miller.srs@gmail.com

Subject Property Information:

Address: 333 Milton Ave Current Zoning: R15

District: _____ Section: _____ Land Lot: _____ Parcel ID: 22 466212710492

Proposed Zoning: NA Current Use: Residential

This Application For *(Check All That Apply)*:

☐ Conditional Use ☐ Master Plan Amendment ☐ Exception

☐ Rezoning ☐ Master Plan Review

☐ Variance ☐ Public Hearing

☐ Comprehensive Plan Amendment ☒ Other *(Specify)*: Historic Property Designation

PROPERTY OWNER AUTHORIZATION

Property Owner Information:

Contact Name: Blaise Miller for One ninety three residential group llc Telephone: 678-984-4152

Address: 3109 Woodland Lane Suite: —

City Alpharetta State: GA Zip: 30009 -

Authorization:

I do solemnly swear and attest, subject to criminal penalties for false swearing, that I am the legal owner, as reflected in the records of Fulton County, Georgia, of the property identified below, which is the subject of the attached Application for Public Hearing before the City of Alpharetta, Georgia.

As the legal owner of record of the subject property, I hereby authorize the individual named below to act as the applicant in the pursuit of the Application for Public Hearing in request of the items indicated below.

- ☐ Annexation
- ☐ Special Use
- ☐ Rezoning
- ☐ Conditional Use
- ☐ Variance
- ☐ Master Plan
- ☐ Land Use Application
- ☒ Other Historic Property Designation

Identify Authorized Applicant:

Name of Authorized Applicant: Blaise Miller for One ninety three residential group LLC Telephone: 678-984-4152

Address: 3109 Woodland Lane Suite: —

City Alpharetta State: GA Zip: 30009 -

So Sworn and Attested:

Owner Signature: Blaise Miller Date: 1/18/19

Notary:

Matt McCauley
NOTARY PUBLIC
Cobb County, GEORGIA
My Comm. Expires
01/05/2020

Notary Signature: Matt McCauley Date: 1/18/19

DISCLOSURE FORM

The Official Code of Georgia Annotated requires disclosure of campaign contributions to government officials by an applicant or opponent of a rezoning or public hearing petition (O.C.G.A. 36-67 A-1).

Applicants must file this form with the City of Alpharetta Community Development Department within ten (10) days after filing for rezoning or public hearing. Opponents to a rezoning or public hearing petition must file this form five (5) days prior to the Planning Commission meeting at which the subject rezoning or public hearing petition is scheduled to be heard.

Name of Applicant or Opponent: Blaise Miller for one ninety three residential group LLC

Subject Public Hearing Case: 333 Milton Ave Historic Property Designation

Campaign Contribution Information:

Please provide the requested information for each contribution with a dollar amount or value of $250 or more made within the past two (2) years to an Alpharetta Official by the individual identified above. Please use a separate form for each Alpharetta Official to whom such a contribution as been made.

If the individual identified above has made no such contributions to an Alpharetta Official within the past two (2) years, please indicate this by entering "N/A" on the appropriate lines below.

Name of Official: _____ Position: _____

Description of Contribution: _____ Value: _____

NA

Description of Contribution: _____ Value: _____

Description of Contribution: _____ Value: _____

Description of Contribution: _____ Value: _____

Description of Contribution: _____ Value: _____

Campaign Contribution Information:

I do solemnly swear and attest, subject to criminal penalties for false swearing, that the information provided in this Disclosure Form is true and accurate and that I have disclosed herein any and all campaign contributions made to an Official of the City of Alpharetta, Georgia in accordance with O.C.G.A. 36-67 A-1.

Signature: [signature] for One Ninety Three Residential Group LLC

Date: Jan 13, 2019

CITY COUNCIL MEETING
STAFF REPORT

Submitting Department: Public Works
Submitted By: Jill Bazinet
Meeting Date: April 8, 2019

I. AGENDA ITEM TITLE: FY19 ON-CALL PIPE LINING SERVICES, TASK ORDER 2

II. RECOMMENDATION:

Please approve funding int he amount of $150,000.00 to IPR Southeast for FY19 On-call Pipe Lining Services Task 2 and authorize the Mayor to execute all necessary documents.

III. BUDGET IMPLICATIONS:

BUDGETED ITEM: YES

FISCAL IMPACT: YES

INCLUDED IN CURRENT FY CPTL BUDGET: YES

INCLUDED IN CURRENT FY OPRT. BUDGET: NO

TOTAL PROJECT COST: $150,000.00

APPROPRIATIONS:

ACCOUNT TITLE/NUMBER	DOLLAR AMOUNT
SW Pipe & Structure R&M / 302-41100-541430-C1308	$150,000.00

EXTERNAL FUNDING SOURCES:

ACCOUNT TITLE/NUMBER	DOLLAR AMOUNT
N/A	$0.00

IV. REPORT IN BRIEF:

The life expectancy for corrugated metal pipes (CMP) is approximately 25 years. Due to the age of much of the City's stormwater infrastructure, over ten miles of pipe has met or exceeded its life expectancy and is in need of repair. Through the City's stormwater inspections, various pipe systems throughout the City have been identified as needing repairs. The trenchless system of lining pipes has be identified as the most efficient and cost effective way of making repairs while minimizing the impact to our residents and prolonging the life expectancy of the pipe systems.

On July 18, 2016 the City approved three, five-year pipe lining contracts (each providing a different trenchless technology that applies to certain pipe sizes and conditions). These contracts allow the City to follow-up our inspections by making necessary repairs prior to complete pipe failure. IPR Southeast provides the city with the Cured-In-Place Pipe (CIPP) process. IPR Southeast has already completed over 2000 feet of pipe lining for Alpharetta in FY19. This 2nd task order will cover approximately 500 feet of pipe in the Providence Place and Surrey Place subdivisions.

V. ALTERNATIVES:

VI. ATTACHMENTS:

CITY COUNCIL MEETING
STAFF REPORT

Submitting Department: Administration
Submitted By: James Drinkard
Meeting Date: April 8, 2019

I. AGENDA ITEM TITLE: CONSIDERATION OF AMERICANS WITH DISABILITIES ACT TRANSITION PLAN

II. RECOMMENDATION:

Staff requests that this item be presented and opportunity for public input provided prior to the item being tabled and placed on the agenda for the April 15 City Council Meeting for consideration of adoption.

III. BUDGET IMPLICATIONS:

BUDGETED ITEM: NO

FISCAL IMPACT: NO

INCLUDED IN CURRENT FY CPTL BUDGET: NO

INCLUDED IN CURRENT FY OPRT. BUDGET: NO

TOTAL PROJECT COST: THERE ARE NO FISCAL IMPACTS ASSOCIATED WITH ADOPTION OF THE ADA TRANSITION PLAN. REMEDIES AND PROJECTS RECOMMENDED IN THE PLAN WOULD BE CONSIDERED INDIVIDUALLY AND INDEPENDENTLY.

APPROPRIATIONS:

ACCOUNT TITLE/NUMBER	DOLLAR AMOUNT

EXTERNAL FUNDING SOURCES:

ACCOUNT TITLE/NUMBER	DOLLAR AMOUNT

IV. REPORT IN BRIEF:

The Americans with Disabilities Act (ADA) is a civil rights law prohibiting discrimination against individuals on the basis of disability. Enacted in July 1990 and amended in 2008, the ADA consists of five titles outlining protections in the following areas:

- Employment
- State and local government services
- Public accommodations
- Telecommunications
- Miscellaneous provisions

Title II of the ADA pertains to the programs, activities, and services provided by public entities, and the City of Alpharetta must comply with this section of the Act. The section states that, “no qualified individual with a disability shall, by reason of such disability, be excluded from participation in or be denied the benefits of the services, programs, or activities of a public entity, or be subjected to discrimination by any such entity,” (42 USC Sec. 12132; 28 CFR Sec. 35.130).

As required by Title II of ADA (28 CFR Part 35 Sec. 35.105 and Sec. 35.150), The City of Alpharetta has conducted a self-evaluation of its services, programs, activities, and facilities on public property and within public rights-of-way; and has developed this Transition Plan detailing the methods to be used to ensure compliance with ADA accessibility requirements.

All municipalities receiving federal aid or funds administered by the Georgia Department of Transportation

(GDOT) are responsible under 42 USC 126 to submit an updated Transition Plan to GDOT in order to remain eligible to receive such funding and assistance.

V. ALTERNATIVES:

VI. ATTACHMENTS:

ADA Tranisition Plan For The City Of Alpharetta - April 2019, Adoption Resolution - 2019 ADA Transition Plan

Americans With Disabilities Act Transition Plan

Adopted {Insert Date}

THE CITY OF
ALPHARETTA
GEORGIA

AMERICANS WITH DISABILITIES ACT TRANSITION PLAN

INTRODUCTION

TRANSITION PLAN NEED AND PURPOSE

The Americans with Disabilities Act (ADA) is a civil rights law prohibiting discrimination against individuals on the basis of disability. Enacted in July 1990 and amended in 2008, the ADA consists of five titles outlining protections in the following areas:

- Employment
- State and local government services
- Public accommodations
- Telecommunications
- Miscellaneous provisions

Title II of the ADA pertains to the programs, activities, and services provided by public entities, and the City of Alpharetta must comply with this section of the Act. The section states that, "no qualified individual with a disability shall, by reason of such disability, be excluded from participation in or be denied the benefits of the services, programs, or activities of a public entity, or be subjected to discrimination by any such entity," (42 USC Sec. 12132; 28 CFR Sec. 35.130).

As required by Title II of ADA (28 CFR Part 35 Sec. 35.105 and Sec. 35.150), The City of Alpharetta has conducted a self-evaluation of its services, programs, activities, and facilities on public property and within public rights-of-way; and has developed this Transition Plan detailing the methods to be used to ensure compliance with ADA accessibility requirements.

THE ADA AND ITS RELATIONSHIP TO OTHER LAWS

Title II of ADA is companion legislation to two previous federal statutes and regulations: the Architectural Barriers Act (ABA) of 1968 and Section 504 of the Rehabilitation Act of 1973.

The Architectural Barriers Act of 1968 is a Federal law that requires facilities designed, built, altered or leased with Federal funds to be accessible. The Architectural Barriers Act marks one of the first efforts to ensure access to the built environment.

Section 504 of the Rehabilitation Act of 1973 is a Federal law that protects qualified individuals from discrimination based on their disability. The nondiscrimination requirements of the law apply to employers and organizations that receive financial assistance from any Federal

department or agency. Title II of ADA extended this coverage to all state and local government entities, regardless of whether they receive federal funding or not.

AGENCY REQUIREMENTS

To comply with Title II of the ADA, the City of Alpharetta must meet the following general requirements:

- Must operate our programs so that, when viewed in their entirety, the programs are accessible to and useable by individuals with disabilities [28 CFR Sec. 35.150].
- May not refuse to allow a person with a disability to participate in a service, program or activity simply because the person has a disability [28 CFR Sec. 35.130 (a)].
- Must make reasonable modifications in policies, practices, and procedures that deny equal access to individuals with disabilities unless a fundamental alteration in the program would result [28 CFR Sec. 35.130(b)(7)].
- May not provide services or benefits to individuals with disabilities through programs that are separate or different unless the separate or different measures are necessary to ensure that benefits and services are equally effective [28 CFR Sec. 35.130(b)(iv) & (d)].
- Must take appropriate steps to ensure that communications with applicants, participants and members of the public with disabilities are as effective as communications with others [29 CFR Sec. 35.160(a)].
- Must designate at least one responsible employee to coordinate ADA compliance [28 CFR Sec. 35.107(a)]. This person is typically referred to as the ADA Coordinator. The public entity must provide the ADA Coordinator's name, office address, and telephone number to all interested individuals [28 CFR Sec. 35.107(a)].
- Must provide notice of ADA requirements. All public entities, regardless of size, must provide information about the rights and protections of Title II to applicants, participants, beneficiaries, employees, and other interested persons [28 CFR Sec. 35.106]. The notice must include the identification of the employee serving as the ADA Coordinator and must provide this information on an ongoing basis [28 CFR Sec.104.8(a)].
- Must establish a grievance procedure. Public entities must adopt and publish grievance procedures providing for prompt and equitable resolution of complaints [28 CFR Sec. 35.107(b)]. This requirement provides for a timely resolution of all problems or conflicts related to ADA compliance before they escalate to litigation and/or the federal complaint process.

DESIGNATION OF RESPONSIBILITY

In accordance with 28 CFR 35.107(a), the City of Alpharetta has designated the following person to serve as ADA Coordinator, to oversee the City's policies and procedures:

James Drinkard
Assistant City Administrator
2 Park Plaza
Alpharetta, GA 30009
Tel: 678-297-6014
Email: jdrinkard@alpharetta.ga.us

In accordance with 28 CFR 35.150(d)(3), the City of Alpharetta has designated the following person to serve as ADA Transition Plan Implementation Coordinator, to monitor the City's progress and manage review and updates of this document:

Cris Randall
Director Of Human Resources
2 Park Plaza
Alpharetta, GA 30009
Tel: 678-297-6040
Email: crandall@alpharetta.ga.us

Training is an important tool for ensuring compliance with ADA requirements. The ADA Transition Plan Implementation Coordinator will identify resources and opportunities for agency employees at various levels to receive ADA-related training appropriate to their job functions.

PUBLIC NOTICE: ADA REQUIREMENTS AND GRIEVANCE PROCEDURE

PUBLIC NOTICE

In accordance with the requirements of Title II of the Americans with Disabilities Act of 1990, the City of Alpharetta will not discriminate against qualified individuals on the basis of disability in City services, programs or activities.

- Employment: The City does not discriminate on the basis of disability in its hiring or employment practices and complies with all regulations promulgated by the U.S. Equal Employment Opportunity Commission under Title I of the Americans with Disabilities Act (ADA).
- Effective Communication: The City will generally, upon request, provide appropriate aids and services leading to effective communication for qualified persons with disabilities so they can participate equally in the City's programs, services and activities, including qualified sign language interpreters, documents in Braille, and other ways of making information and communications accessible to people who have speech, hearing or vision impairments.
- Modifications to Policies and Procedures: The City will make all reasonable modifications to policies and procedures to ensure that people with disabilities have an equal

opportunity to enjoy all City programs, services and activities. For example, individuals with service animals are welcomed in City offices, even where pets are generally prohibited.

Anyone who requires an auxiliary aid or service for effective communication, or a modification of policies or procedures to participate in a City program, service or activity, should contact the ADA Coordinator as soon as possible but no later than 48 hours before the scheduled event:

James Drinkard
Assistant City Administrator
2 Park Plaza
Alpharetta, GA 30009
Tel: 678-297-6014
Email: jdrinkard@alpharetta.ga.us

The ADA does not require the City to take any action that would fundamentally alter the nature of its programs or services, or impose an undue financial or administrative burden.

The City will not place a surcharge on a particular individual with a disability or any group of individuals with disabilities to cover the cost of providing auxiliary aids/services or reasonable modifications of policy, such as retrieving items from locations that are open to the public but are not accessible to persons who use wheelchairs.

GRIEVANCE PROCEDURE

This Grievance Procedure is established to meet the requirements of the Americans with Disabilities Act of 1990 (ADA). It may be used by anyone who wishes to file a complaint alleging discrimination on the basis of disability in the provision of services, activities, programs, or benefits by the City of Alpharetta. Employment-related complaints of disability discrimination are governed by the City's personnel policies as described in the City of Alpharetta Employee Handbook. The Grievance Procedure consists of the following:

- Intake and processing
  - Any City employee may receive a verbal or written communication of a concern and shall direct the complainant to report the concern directly to the City's designated ADA Coordinator.
  - Complainants providing verbal notification will be contacted and asked to complete the ADA Complaint Form to ensure the complaint is accurately documented in the complainant's own words.
  - All complaints will be assigned a tracking number upon completion of the complaint form
  - Under the Department of Justice regulations, the City need not process complaints from applicants for employment

- Investigation, determination, and recommendation
  - The ADA Coordinator, in consultation with the affected department, will conduct an investigation inclusive of the following steps:
    - The basis of the alleged unequal treatment;
    - Ascertain when and where the alleged unequal treatment occurred;
    - Identify and interview all relevant parties;
    - Review documents; and
    - Obtain other factual information from appropriate sources.
  - A record of all discussions will be maintained and documents relating to the investigation retained in a confidential file by the ADA Coordinator.
  - Based upon conclusion of a thorough investigation, a report will be prepared summarizing findings and suggesting appropriate corrective action along with proposed resolution.
  - To ensure the investigation is conducted in a thorough and timely manner, the investigation will be conducted and completed as soon as is reasonable under the circumstances.
  - The investigative report will be submitted to the City Administrator.
- Communication of findings and complaint resolution
  - The City Administrator of the City of Alpharetta will accept, reject, or modify the investigative report.
  - Written notification will be provided to the complainant of the findings and proposed resolution within 30 days of the City Administrator's receipt of the investigative report

These rules shall be construed to protect the substantive rights of interested persons to meet appropriate due process standards, and to assure that the city complies with the ADA and implementing regulations. The right of a person to a prompt and equitable resolution of the complaint filed hereunder shall not be impaired by the person's pursuit of other remedies such as filing of an ADA complaint with the responsible federal department or agency. Use of this grievance procedure is not a prerequisite to the pursuit of other remedies.

SELF EVALUATION

OVERVIEW

Under Title II of the ADA (28 CFR Sec. 35.105), public entities are required to perform a self-evaluation of their current services, policies and practices with regard to accessibility. The goal of the self-evaluation is to verify that, in managing its programs and facilities, the agency is

providing accessibility and not adversely affecting the full participation of individuals with disabilities.

The intent of the ADA self-evaluation is to review the agency's entire public program, including all facilities on public property and within public rights-of-way, in order to identify any obstacles or barriers to accessibility that need to be addressed. The general categories of items to be evaluated include:

- Communications, information, and facility signage
- Building facilities; including offices, garages, and other types of buildings
- Pedestrian facilities; including sidewalks, curb ramps, bicycle/pedestrian trails, traffic control signals and bus stops (and/or other transit facilities) that are located within the City rights-of-way

Public entities are required to provide an opportunity for interested persons, including individuals with disabilities or organizations representing individuals with disabilities, to participate in the self-evaluation process by submitting comments [28 CFR Sec. 35.105(b)].

Furthermore, a public entity that employs 50 or more persons is required, for at least three years following the completion of the self-evaluation, to maintain on file and make available for public inspection:

- A list of interested persons consulted;
- A description of areas examined and any problems identified; and
- A description of any modifications made

PROCESS AND FINDINGS

From November 2018 through April 2019 the City of Alpharetta performed a self-evaluation of its services, programs, activities, and facilities on public property and within public rights-of-way with regard to accessibility. To assist with the self-evaluation process, the City called upon outside consultants as well as employees from several City departments; including Administration, Community Development, Public Safety, and Public Works, and Recreation, Parks, and Cultural Services.

An important component of the self-evaluation process is the identification of obstacles or barriers to accessibility, and the corresponding modifications that will be needed to remedy these items. Details on these obstacles, barriers, and proposed modifications can be found in the following appendices:

- Communications
- Building Facilities
- Pedestrian Facilities

It is noted that past self-evaluation processes have proven quite beneficial to the City's efforts to ensure accessibility. In fact, those past efforts yielded considerable results; such that few obstacles and barriers exist in the City's building facilities or programs.

POLICY

The City of Alpharetta is committed to continuing to provide accessible pedestrian design features as part of its capital improvement projects and following the Georgia Department of Transportation's rules and regulations. The City will consider and respond to all accessibility improvement requests. All accessibility improvements that are deemed reasonable will be scheduled consistent with capital improvement and transportation priorities. The City will coordinate with external agencies to ensure that all new or altered pedestrian facilities within the City's jurisdiction are ADA compliant to the maximum extent feasible.

Requests for accessibility improvements can be submitted to the ADA Coordinator or Transition Plan Implementation Coordinator.

IMPROVEMENT AND COMPLIANCE PROCEDURES

The authors of ADA accessibility standards have, for years, recognized the challenge of dealing with physical or site constraints in alteration projects. The Civil Rights Division of the U.S. Department of Justice has recognized that there could be instances where it might be technically infeasible to construct an alteration in full and strict compliance with ADA accessibility standards, because of physical or site constraints. In such circumstances, state and local agencies must provide accessibility to the maximum extent feasible. Before reaching a conclusion about technical infeasibility, state and local agencies need to consider the extent to which physical or site constraints could be addressed by alternative designs. The burden of proving technical infeasibility rests with the agency/owner that is responsible for the facility, element or feature.

PUBLIC OUTREACH

The input of Alpharetta citizens and other members of the public is an important component in the development of this transition plan and the City's ongoing efforts to ensure accessibility. Opportunities for the public to participate in the development of this plan have been promoted and resulting input used to help define priority areas for improvements. The City of Alpharetta will continue to provide, via its website and other outlets, opportunities for the community to submit comments, questions, and suggestions related to this transition plan and our accessibility efforts.

PROGRESS MONITORING AND PLAN MANAGEMENT

This transition plan is considered to be a living document that will continue to be updated as conditions within the City evolve. The initial schedule is to formally review the complete document

(main body and appendices) at least once every two years, to identify any need for updates. Updates to the appendices or attachments may be made more frequently as needed. Any substantive updates to the main body of this document will include a public comment period to continue the City's public outreach efforts.

The City of Alpharetta recognizes that ADA compliance is an ongoing responsibility which will require monitoring to identify future accessibility issues that may be encountered. For example, facilities that currently meet ADA requirements could fall out of compliance in the future due to factors such as damage, disrepair, or changes within public rights-of-way that could create new accessibility obstacles. Therefore, the ADA Coordinator and Transition Plan Implementation Coordinator will establish an on-going monitoring/inspection process to ensure that facilities continue to comply with ADA requirements. Agency employees will also be encouraged to report any accessibility concerns or deficiencies that are identified.

Americans With Disabilities Act Transition Plan

Appendix A: Communications

Location	Issue	Suggested Resolution
City Website	Many images do not include descriptive tags to support screen readers and similar devices for the visually impaired.	Ensure that descriptive tags are added to all images used on the website. This is a feature supported by the content management system.
City Website	Navigation of the website is difficult without the use of a mouse, touch screen, or similar device.	In future itirations of the website, make use of voice integration and AI tools to integrate with devices such as Alexa and GoogleHome.
City Facebook Page	Images do not include descriptive tags to support screen readers and similar devices for the visually impaired.	Use Facebook's captioning feature to provide descriptions of the content of all images.
City Facebook Page	Uploaded videos do include closed captioning for those with auditory limitations.	For videos natively uploaded to Facebook add a SubRip file to the video after it is posted. Alternatively, upload videos to YouTube to take advantage of that platform's auto-captioning and then link to them from Facebook.
City Twitter Page	Images do not include descriptive tags to support screen readers and similar devices for the visually impaired.	Enable the setting on Twitter to use the “image description” feature, which will allow you to to add a descriptive caption to any photo that you directly include in a tweet.
City YouTube Channel	Videos do not include closed captioning or audio descriptions.	Activate the YouTube feature that will automatically caption videos. Alternatively, use third party tool such as Overstream or MAGpie.
Weekly E-Newsletter	E-newsletter has limited support for the visually impaired.	Use proper Alt Text for images to provide descriptions for those who cannot view images and use screen readers.
Meeting Manager Portal	Video of public meetings (city council, planning commission, etc.) do not feature closed captioning.	Explore availability of service to provide closed captioning for recorded meeting videos.

Americans With Disabilities Act Transition Plan

Appendix B: Building Facilities

Location	Issue	Suggested Resolution
Big Creek Greenway - 6698 North Point Parkway	Accessible route from the parking area to the handicap accessible ramp accessing the restroom facilities is not a hard surface as required.	Pave an accessible parking area and route to the restroom.
Municipal Court	Access to the cashiers window for payment of fines is located on the seconf floor and lacks elevator or ramp access.	The building pre-dates the ADA and retrofitting to address structural issues is cost prohibitive. Ensure that, once the recreation customer service window on the first floor is deactivated, means is provided for those using wheelchairs or other mobility devices to contact court personnel to provide appropriate service on the first floor.
Public Safety Headquarters	Interior wayfinding signage is not ADA compliant.	Replace existing interior wayfinding signage with ADA compliant signs installed in accordance with ADA requirements.
Public Works Headquarters	Building entrance does not meet current ADA standards due to lack of assistive technologies such as motorized doors.	Provide means for those using wheelchairs or other mobility devices to request assistance with doors.
Public Works Headquarters	Interior wayfinding signage is not ADA compliant.	Replace existing interior wayfinding signage with ADA compliant signs installed in accordance with ADA requirements.
Public Works Headquarters	Front customer service windows exceed ADA height standard.	The building pre-dates the ADA and retrofitting to address structural issues is cost prohibitive. Ensure that those using wheelchairs and other mobility devices have means to request assistance in the lobby so use of the customer service window is not necessary.
Wills Park Community Center	Interior wayfinding signage is not ADA compliant.	Replace existing interior wayfinding signage with ADA compliant signs installed in accordance with ADA requirements.
Wills Park Equestrian Center Restrooms	Accessible route from the parking area to the handicap accessible ramp accessing the restroom facilities is not a hard surface as required.	Pave an accessible parking area and route to the restroom.
Wills Park Recreation Center	Building entrance does not meet current ADA standards due to lack of assistive technologies such as motorized doors.	The current master plan for Wills Park calls for demolition of the existing structure.

Americans With Disabilities Act Transition Plan

Appendix C: Pedestrian Facilities

Excess Cross Slope			
Location #	Street	Side of Street	Comments
1	Milton Avenue	North	Lee Street connection to Milton Ave - ADA ramps slope compliancy
2	Milton Avenue	South	Southwest corner of intersection - steep at parking lot for animal hospital
3	Roswell Street	North	Very steep approach to driveway
4	Canton Street	West	Very steep approach to driveway
5	Canton Street	West	Unused driveway cracking
6	Canton Street	West	4%+ crossslope
7	Canton Street	West	5%+ crossslope
8	Milton Avenue	South	Driveway slope potential ADA issue
9	Milton Avenue	South	Driveway slope potential ADA issue
10	Canton Street	East	Above 5%
11	Canton Street	East	Slope is steep around start of decel lane heading north to drive at The Orchards
12	Mayfield Road	South	5-6% cross-slope in places.

Excess Cross Slope

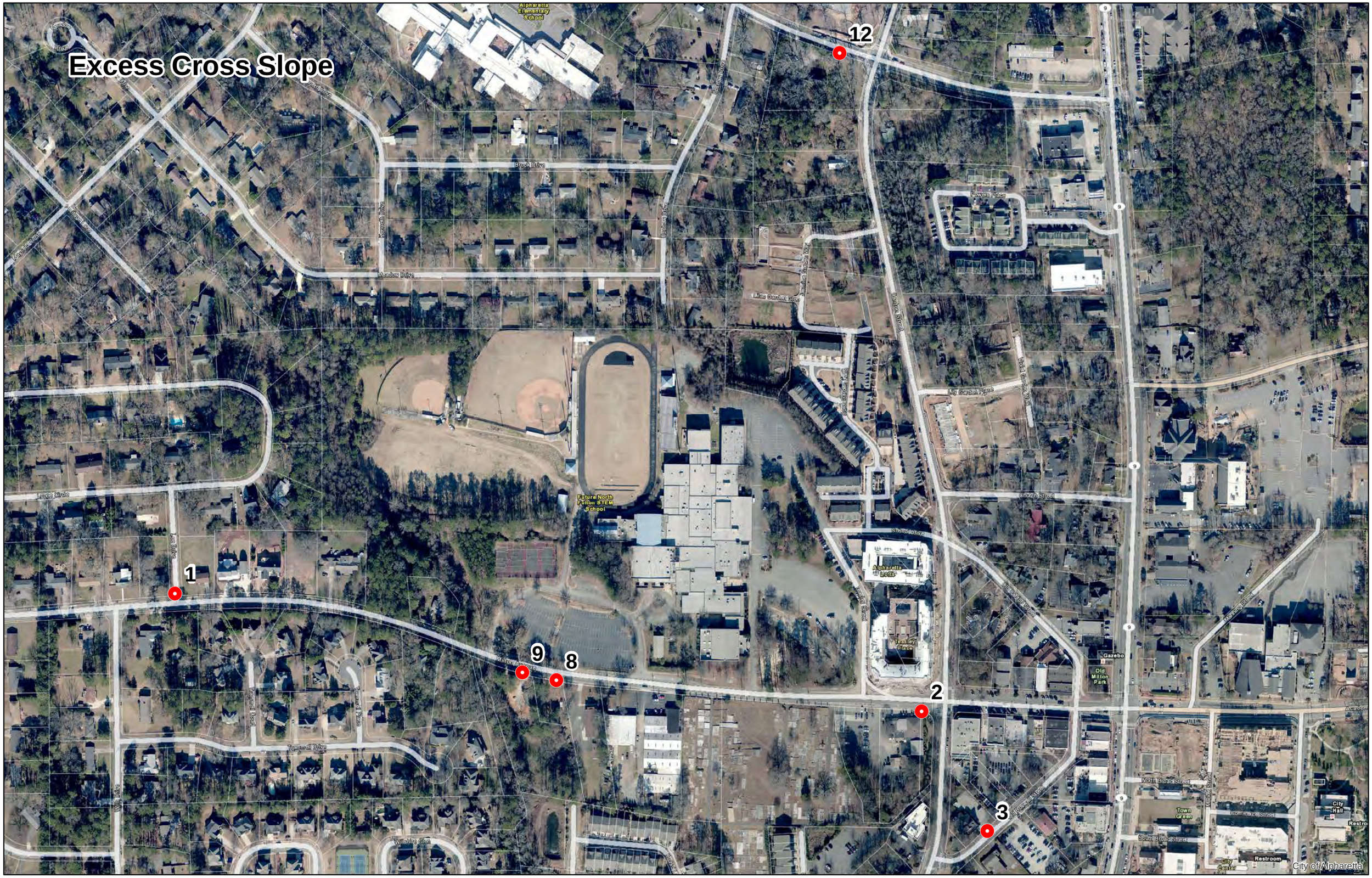

Excess Cross Slope

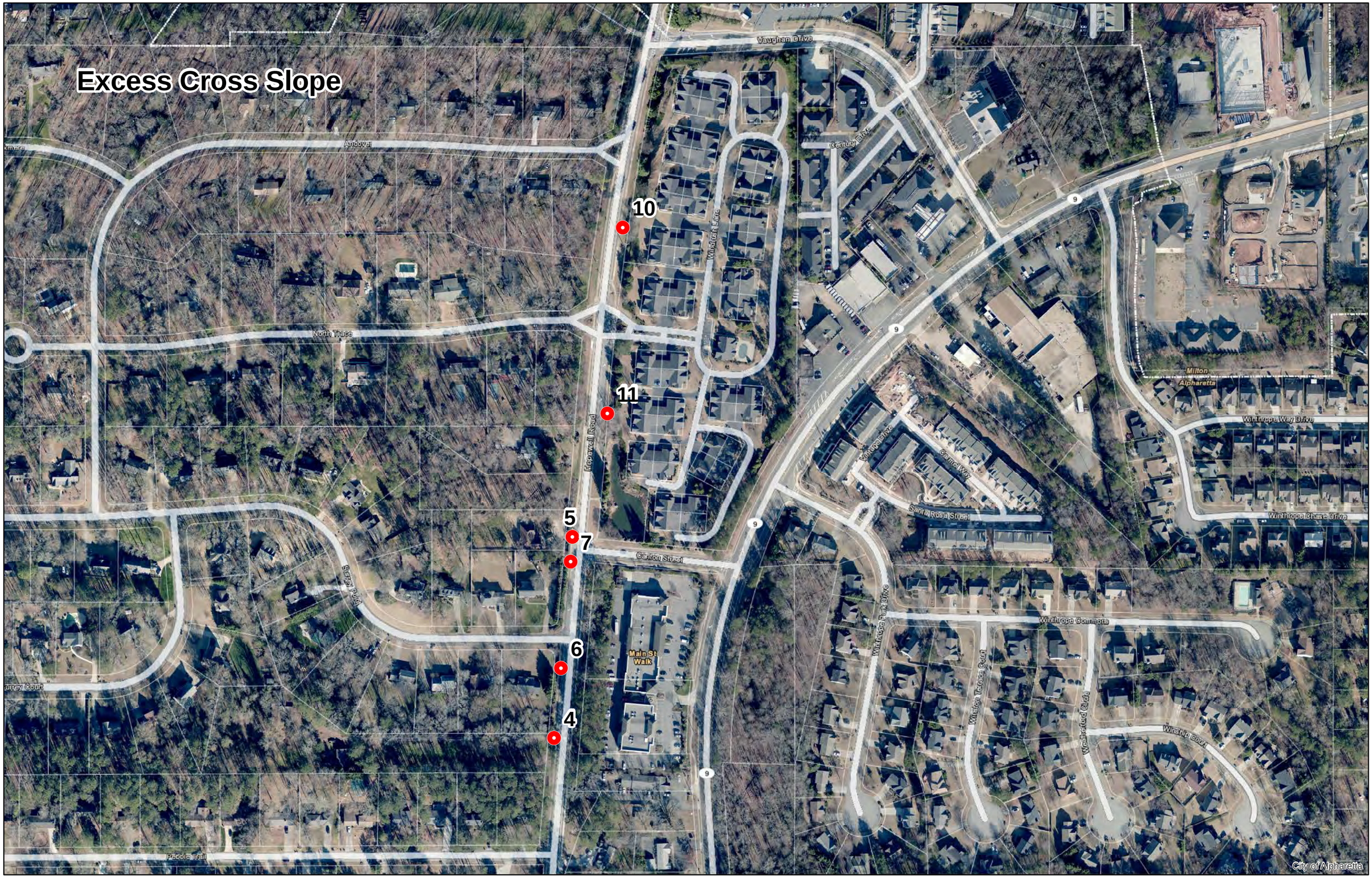

Clear Width Deficiencies				
Location #	Street	Side of Street	Comments	Sidewalk Width (ft.)
1	Mayfield Road	North	New install of sidewalk - no problem found	4
2	Mayfield Road	North	Only here	3.5
3	Milton Avenue	South	Sidewalk is 4 feet, then pipes further obstruct width.	4
4	Milton Avenue	South	Missing pavement.	4
5	Milton Avenue	South	Catchbasin top crumbling	4
6	Milton Avenue	South	Drainage structure is separating from sidewalk.	3
7	Milton Avenue	South	Sidewalk changes from 3 to 4 feet	4
8	Milton Avenue	South	Poor condition / narrow	4
9	Milton Avenue	South	Poor condition / narrow	4
10	Milton Avenue	South	Sidewalk goes from 4 to 3 to 6 feet. Poor condition.	3
11	North Point Parkway	West	3 ft wide median break, narrow ramps, and some vertical gaps between ramp and curb	5
12	Canton Street	West	To south - Poor condition / narrow	4
13	Milton Avenue	South	Poor condition / narrow	4
14	Milton Avenue	South	Poor condition / narrow	4
15	Milton Avenue	South	Sidewalk narrows to 3-3.5 feet. Uneven sidewalk width in this section	3.5
16	Milton Avenue	South	section of sidewalk	4
17	Canton Street	East	Ivy creeping across sidewalk	4
18	Canton Street	East	To north	4
19	Mayfield Road	South	5-6% cross-slope in places.	4
20	Mayfield Road	South	No problem found	4.5
21	Church Street	North	Vegetation limits sidewalk clearance.	4
22	Marietta Street	North	Driveway is offset, connects at intersection. Doesn't seem to be used regularly.	4
23	Marietta Street	North	Sidewalk narrows in curve - at entrance to subdivision	4
24	Old Milton Parkway	South	Vegetation limits sidewalk clearance.	3.5
25	South Main Street	West	Umbrella stands for private business may be limiting clearance. Street trees begin.	20
26	Church Street	South	This section has significant drop off between concrete and grass. Narrows to avoid impacts to oak tree	4

Clear Width Deficiencies

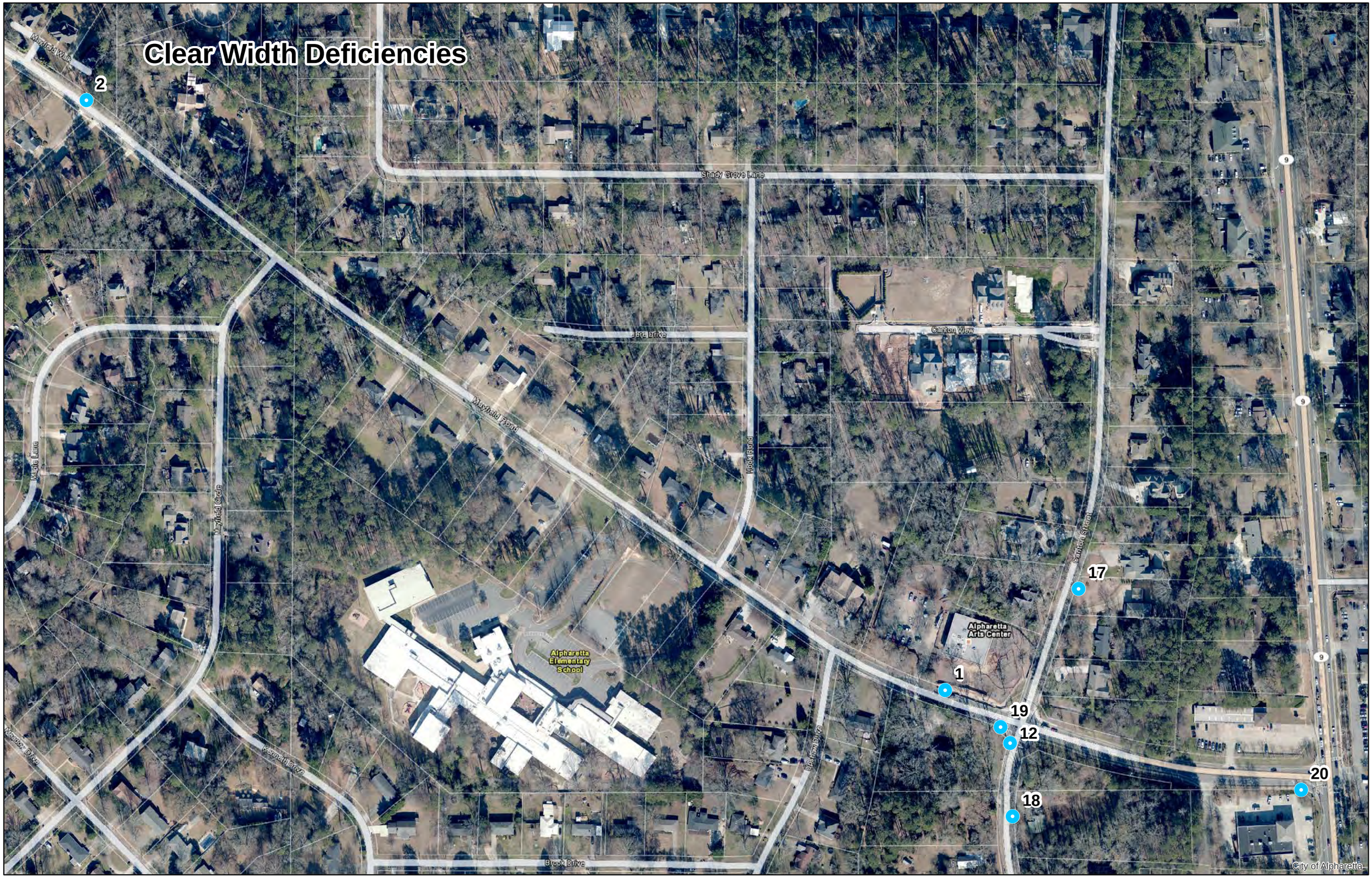

Clear Width Deficiencies

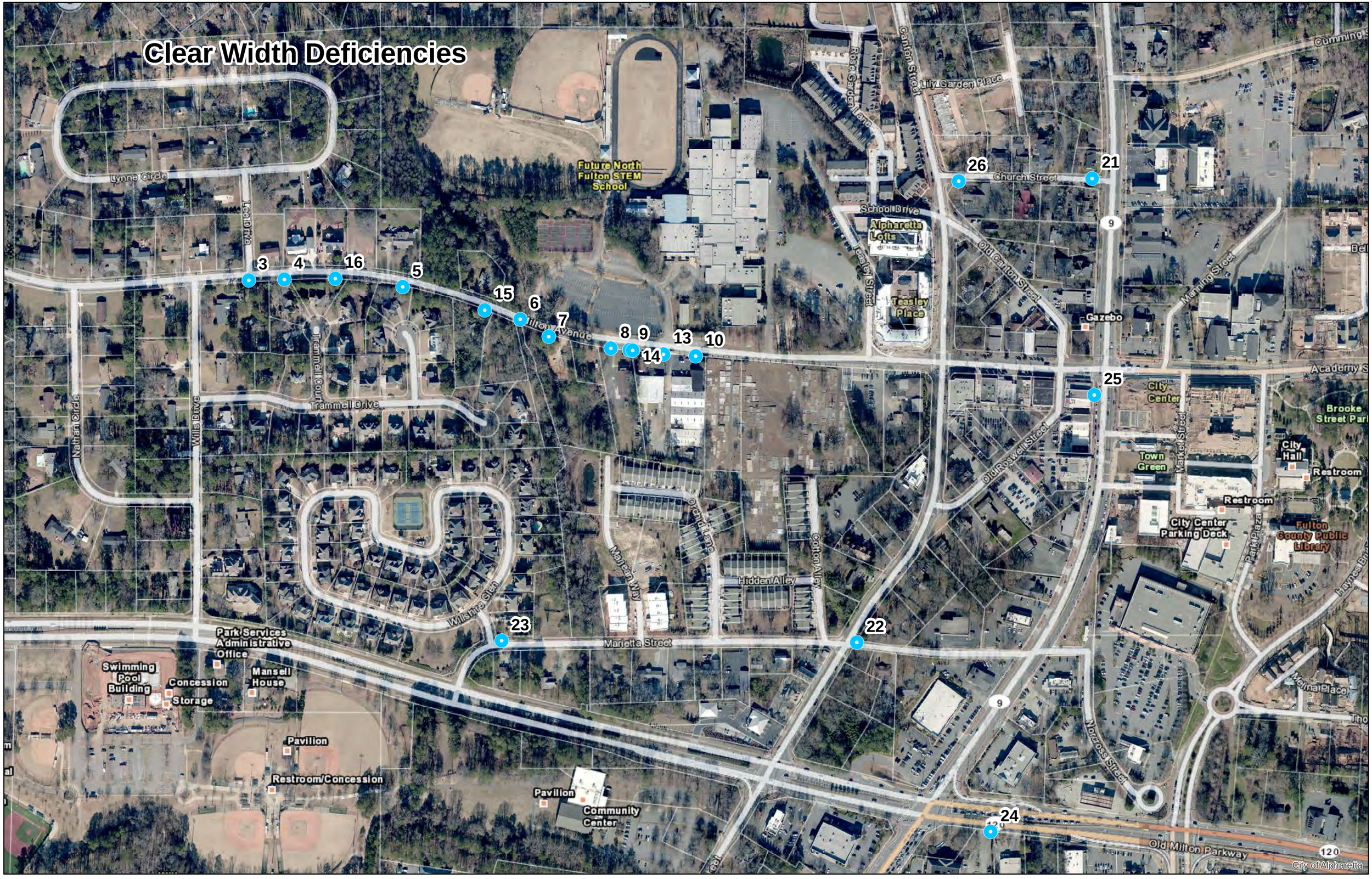

Clear Width Deficiencies



Sidewalk Repairs Needed			
Location #	Street	Side of Street	Comments
1	North Point Parkway	East	N/A
2	North Point Parkway	East	Sidewalk uneven near crosswalk. Crosswalk is missing marking and tactile strip. Pedestrian crosswalk light does signal automatically crossing entrance to office park.
3	North Point Parkway	West	Cracking, missing segment, does not affect walkability
4	North Point Parkway	East	N/A
5	North Point Parkway	East	N/A
6	North Point Parkway	West	Utility box has large holes.
7	North Point Parkway	West	Tactile strips are worn out. Utility box has large holes. Crosswalks across north point parkway do not recall. Crosswalks across Morris road do.
8	North Point Parkway	East	Two adjacent sections of poor sidewalks.
9	North Point Parkway	West	N/A
10	North Point Parkway	Check	Sidewalk has settled around utility box
11	North Point Parkway	West	N/A
12	Mayfield Road	North	Settled around catch basin
13	Mayfield Road	North	Settled around catch basin
14	Mayfield Road	North	Landscaping and drainage issues at driveway
15	Mayfield Road	North	Broken panel
16	Mayfield Road	South	Broken panel
17	Mayfield Road	South	Broken panel
18	Academy Street	North	No crosswalks are present at signalized intersection. Ramps are not present at southern curb, creating wheelchair trap. Major impediments to walkabilty at this intersection.
19	Milton Avenue	South	Cracked panel
20	Milton Avenue	North	Missing pavement.
21	Milton Avenue	South	Generally poor condition/narrow
22	Milton Avenue	South	Generally poor condition/narrow
23	Milton Avenue	South	Generally poor condition/narrow
24	Milton Avenue	South	Sidewalk goes from 4 to 3 to 6 feet. Poor condition.
25	Milton Avenue	South	Heavy cracking on west driveway transition.
26	Roswell Street	East	Broken / cracked panel
27	Roswell Street	West	Broken panel
28	Canton Street	West	Unused driveway cracking
29	North Point Parkway	West	Some cracking at ADA ramp
30	North Point Parkway	West	Sunk in portion
31	North Point Parkway	West	Cracking and dilapidation in this area but sidewalk is wide enough such that it is not an ADA problem
32	Milton Avenue	South	Settled panel - potential trip hazard
33	Milton Avenue	South	Poor condition / crumbling
34	Milton Avenue	South	Poor condition / crumbling
35	Milton Avenue	South	Driveway slope potential ADA issue
36	Milton Avenue	South	Sidewalk narrows to 3-3.5 feet. Uneven sidewalk width in this section

Sidewalk Repairs Needed			
Location #	Street	Side of Street	Comments
37	Milton Avenue	South	Generally poor condition at various points along entire 4 ft section of sidewalk
38	Milton Avenue	North	Broken panel
39	Milton Avenue	North	Settled panel - potential trip hazard
40	Park Plaza	East	Sidewalk width changes from 6 feet to 5 feet, but centerline is offset such that only 4 feet overlap. Some cracking. End ped street lighting
41	Canton Street	West	Cracked panels
42	Canton Street	West	Settled around catch basin / cracked
43	Canton Street	East	Leaves and pine needles on sidewalk, mud buffer to south
44	Canton Street	East	Ivy creeping across sidewalk
45	Canton Street	East	Construction in progress - broken sidewalk
46	Mayfield Road	South	Settled panel - potential trip hazard
47	North Main Street	West	Minor cracks
48	Academy Street	South	Large hole, trip hazard.
49	Church Street	North	Settled/broken panel
50	Church Street	North	Sidewalk ends. Mailbox and unpaved area prevent wheelchair access. pavement is hollow pavers which may not be ADA compliant.
51	Old Milton Parkway	North	Broken panels - potential trip hazard
52	Old Milton Parkway	South	Water main cover presents tripping hazard.
53	Old Milton Parkway	South	Sidewalk is cracked and sloping.
54	Old Milton Parkway	North	Major craking of sidewalk - potential trip hazard
55	Old Milton Parkway	South	Settled around catch basin and vault
56	Old Milton Parkway	South	Settled around catch basin
57	South Main Street	West	Sidewalk ends. Should be resolved after construction.
58	South Main Street	West	All ADA problems appear to be temporary due to ongoing construction. 4 ft sidewalk ends, 14 ft resumes
59	Old Milton Parkway	North	Broken panel - potential trip hazard
60	Old Milton Parkway	North	Broken panel - trip hazard on each side of drive
61	Wills Road	East	Broken ramp on northeast corner of intersection at Old Milton Pkwy
62	Old Milton Parkway	South	Broken panels - potential trip hazard
63	Old Milton Parkway	South	Broken panels - potential trip hazard
64	Old Milton Parkway	South	Cracking throughout this stretch of sidewalk
65	Old Milton Parkway	South	Large vertical gap in this segment. Also, general cracks is a problem through this area
66	Marietta Street	South	Broken segment. Still within 4 feet width minimum for ADA
67	Marietta Street	South	Sidewalk at driveway ADA issue
68	Marietta Street	South	Broken panels - potential trip hazard
69	Marietta Street	South	Broken panels - potential trip hazard
70	North Main Street	West	Various settled panels

Sidewalk Repairs Needed



Sidewalk Repairs Needed

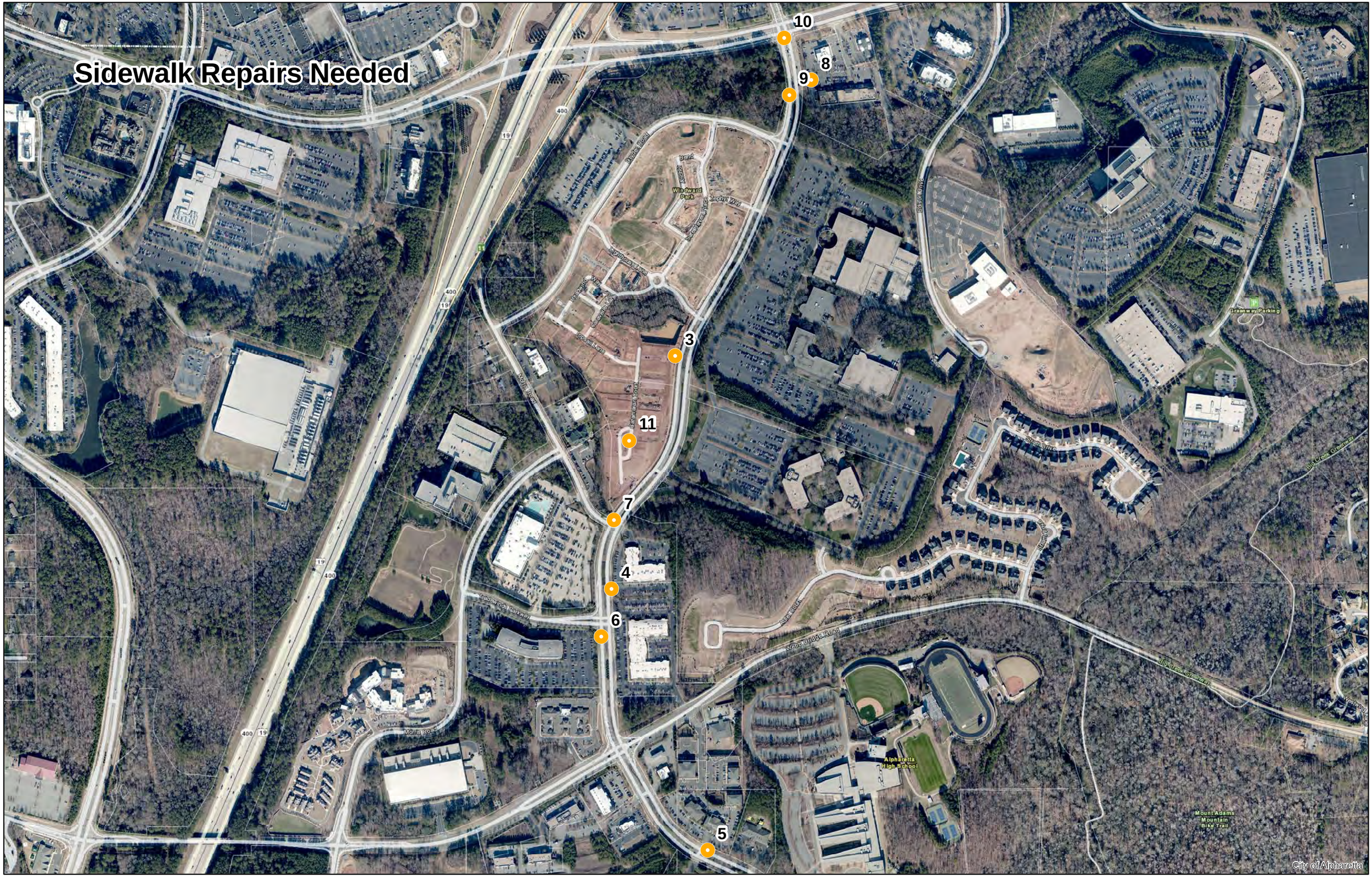

Sidewalk Repairs Needed

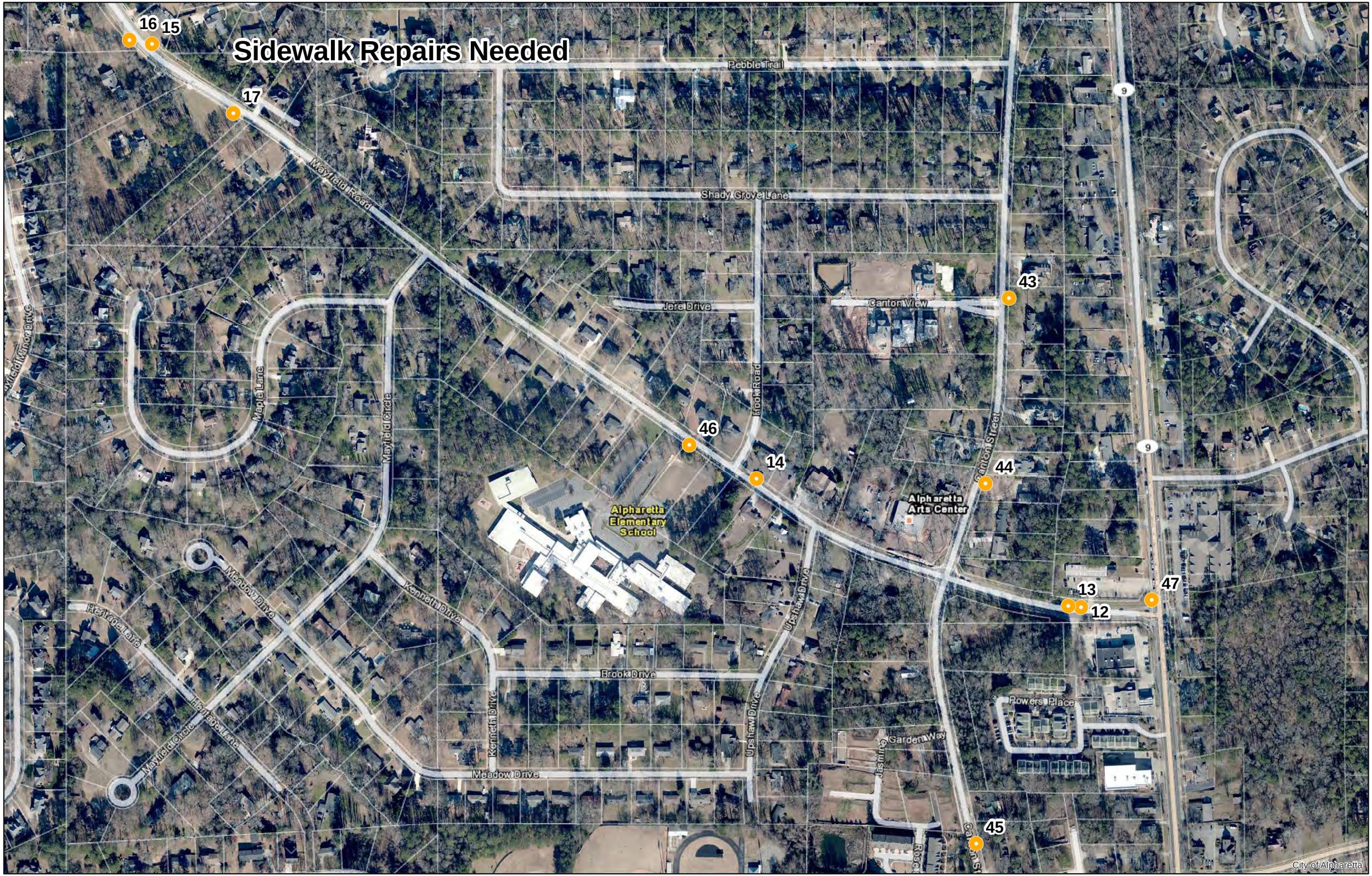

Sidewalk Repairs Needed

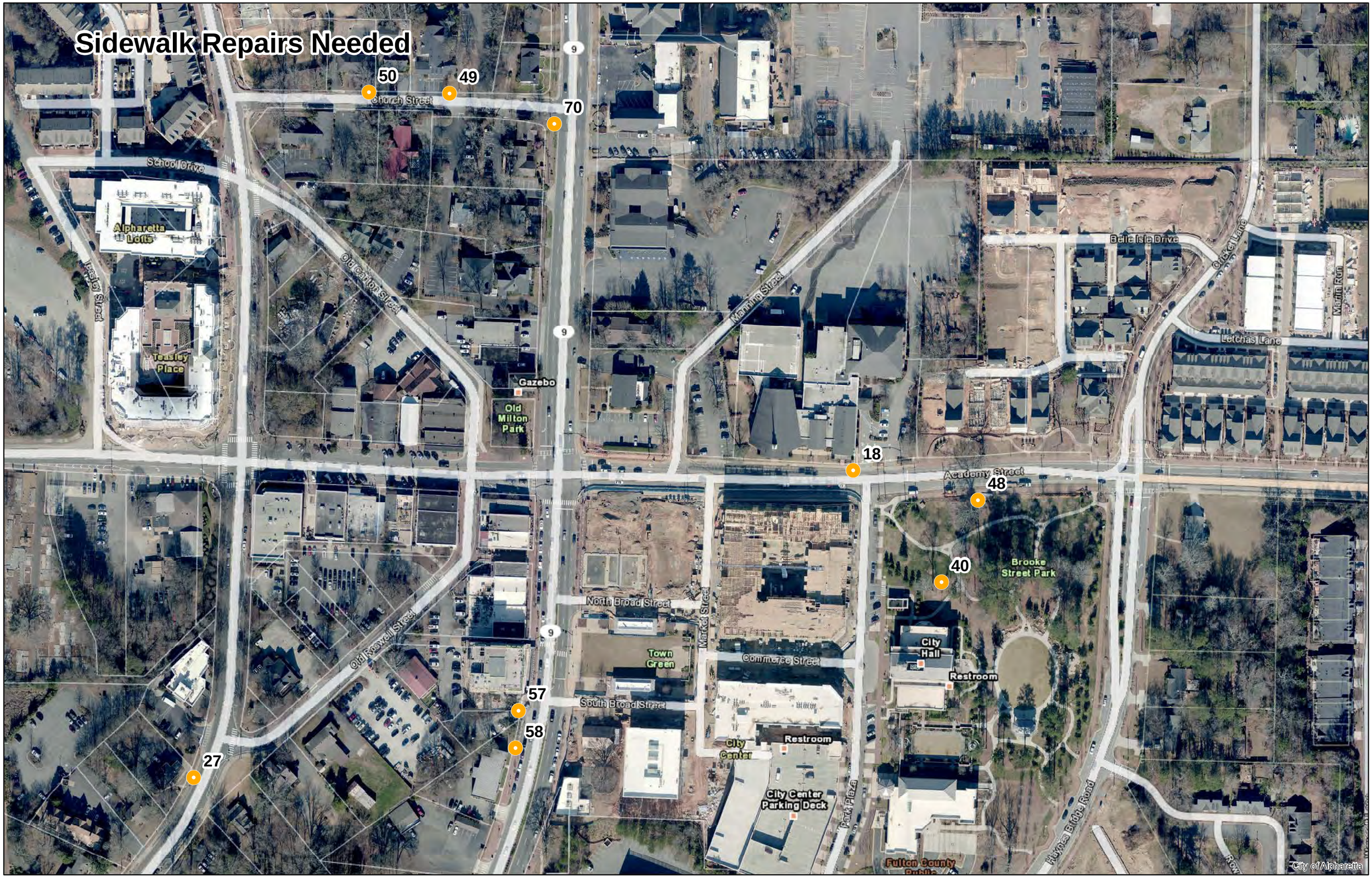

Sidewalk Repairs Needed

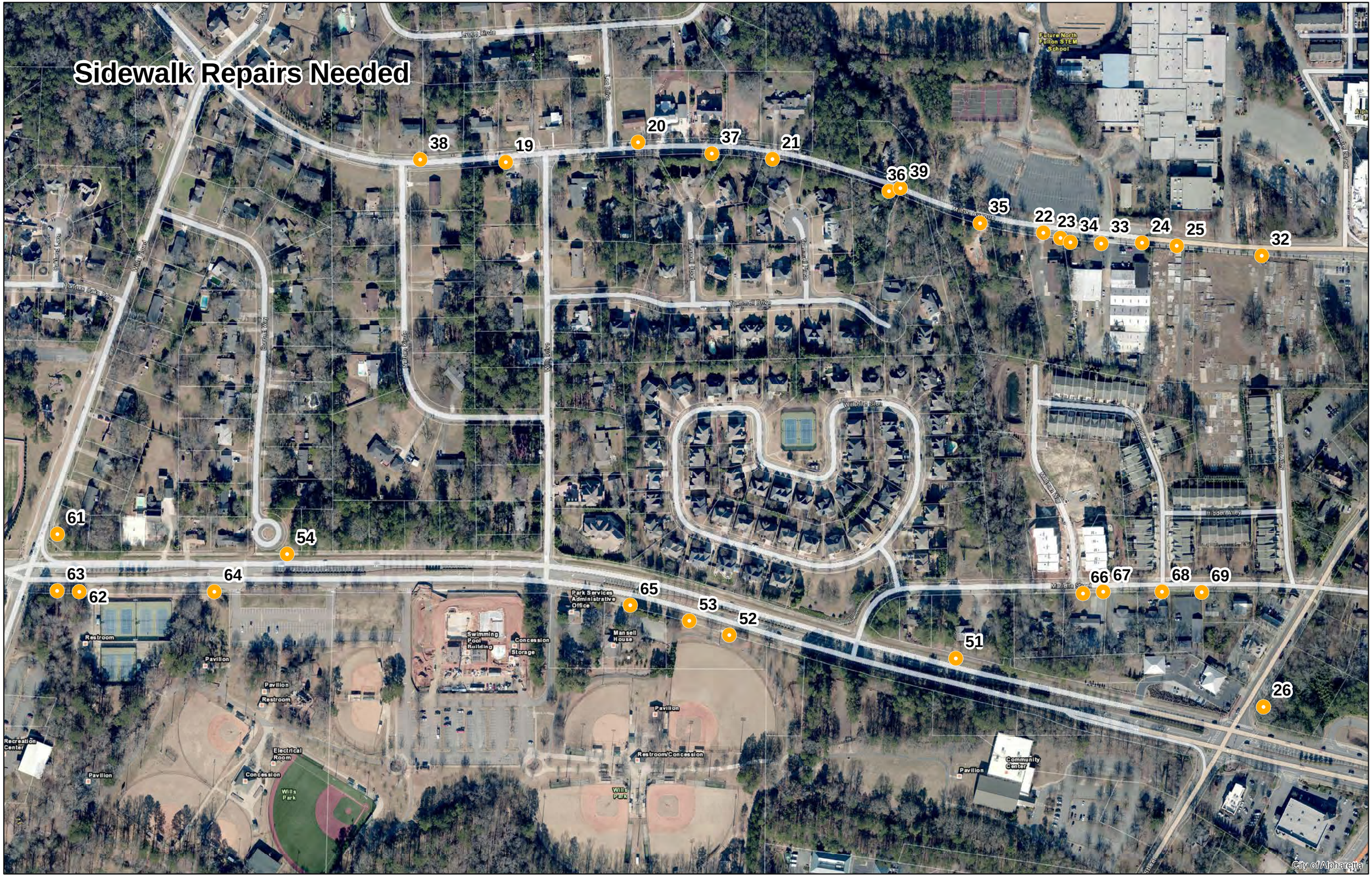

Sidewalk Repairs Needed

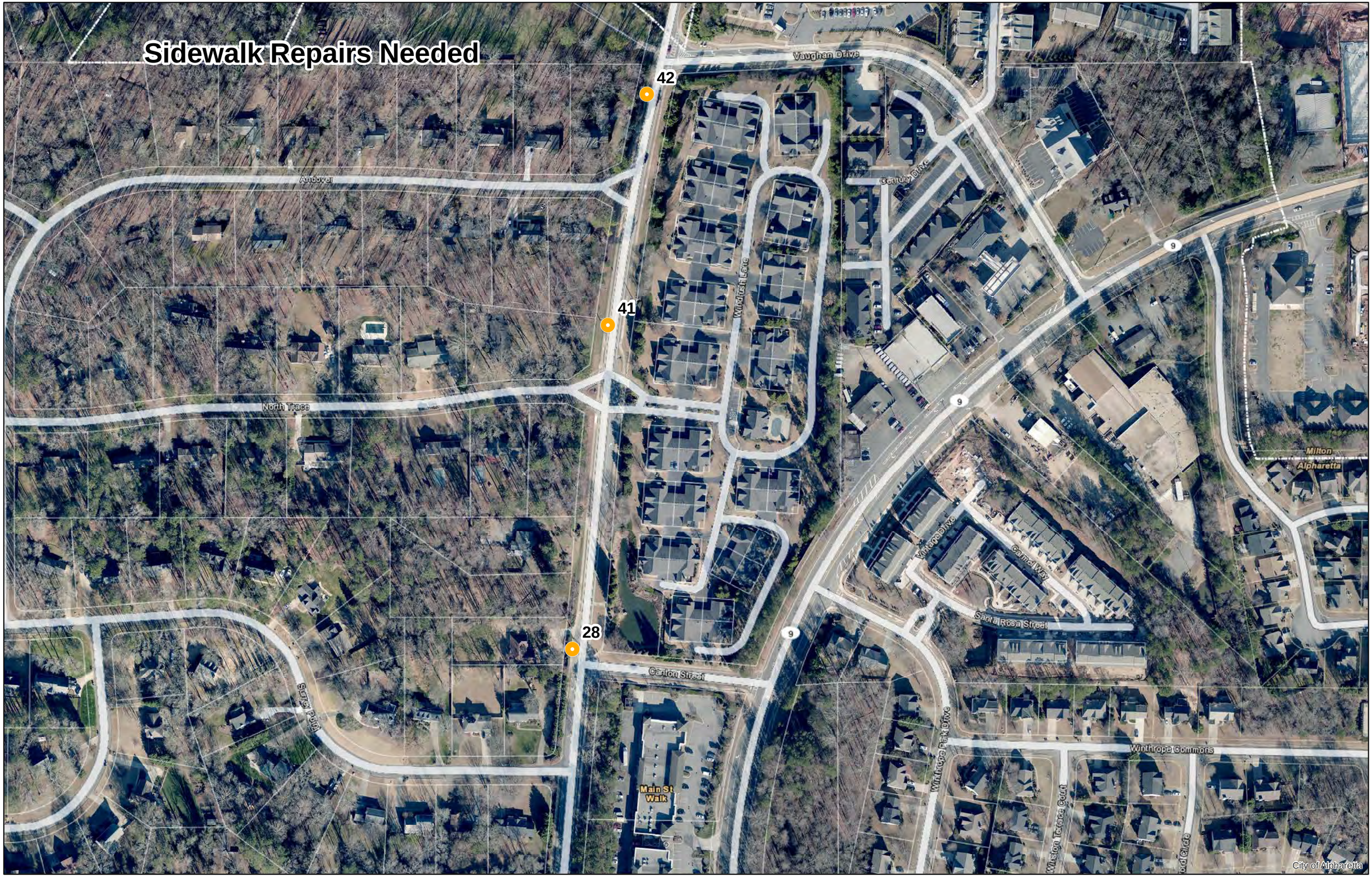

Sidewalk Repairs Needed

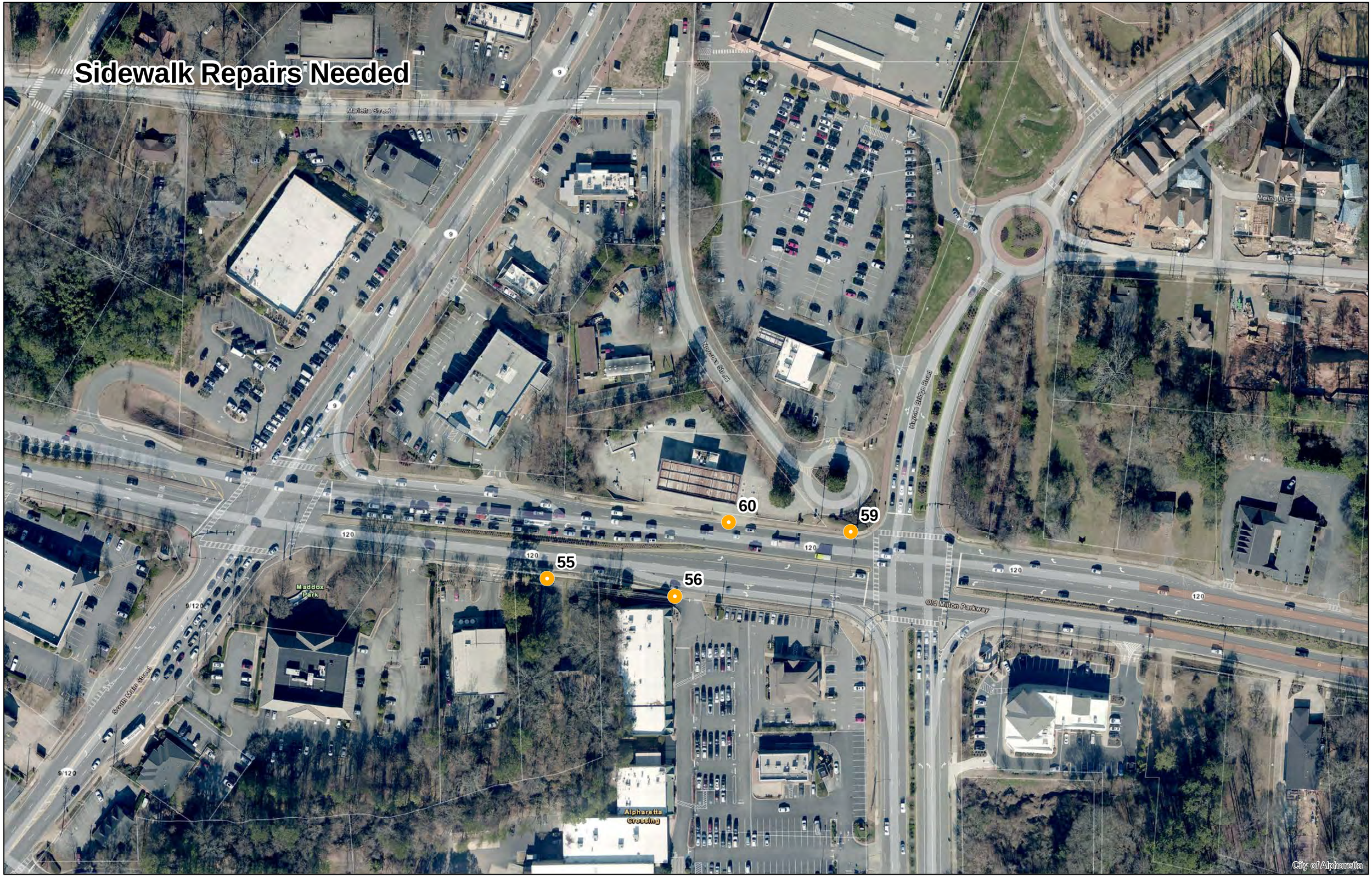

Sidewalk Gaps (Horizontal/Vertical Separation)			
Location #	Street	Side of Street	Comments
1	North Point Parkway	West	N/A
2	North Point Parkway	West	Vertical gap around oak tree
3	North Point Parkway	West	Some horizontal gap
4	North Point Parkway	East	Vertical gap between sidewalk and storm drain
5	North Point Parkway	East	Missing 1-ft sidewalk segment
6	North Point Parkway	East	Slight vertical gaps around storm drain
7	North Point Parkway	East	N/A
8	North Point Parkway	West	Some vertical gap. Does not affect walkability
9	North Point Parkway	West	Minor street crossing lacks ped recall
10	North Point Parkway	West	Vertical gaps around water main access box
11	North Point Parkway	West	N/A
12	North Point Parkway	West	Horizontal and vertical gaps around access box
13	North Point Parkway	East	Some cracks, vertical gaps
14	North Point Parkway	West	N/A
15	North Point Parkway	West	Two adjacent sections of poor sidewalks.
16	North Point Parkway	West	N/A
17	North Point Parkway	East	N/A
18	North Point Parkway	East	N/A
19	Mayfield Road	North	Settled around catch basin
20	Mayfield Road	North	Settled around catch basin
21	Milton Avenue	North	Storm drain inlet top creates vertical gap, giving wheelchair only 3 feet of usable pavement.
22	Milton Avenue	North	panel settled - potential trip hazard
23	Milton Avenue	North	Water main cover presents tripping hazard.
24	Milton Avenue	South	Sidewalk is 4 feet, then pipes further obstruct width.
25	Milton Avenue	South	Drainage structure is separating from sidewalk.
26	Milton Avenue	South	Sidewalk goes from 4 to 3 to 6 feet. Poor condition.
27	Roswell Street	East	Settled around catch basin
28	Roswell Street	East	Broken / cracked sidewalk
29	Roswell Street	West	Broken panel
30	Church Street	North	Holes in and beside sidewalk
31	Church Street	North	Permeable pavers
32	Canton Street	West	Settled around catch basin
33	Canton Street	West	Vertical gap
34	Canton Street	East	Settled around catch basin
35	Canton Street	East	Sidewalk rising, about an inch gap
36	North Point Parkway	East	Vertical gaps around storm drain inlet
37	North Point Parkway	East	Vertical gap around storm drain inlet
38	North Point Parkway	West	N/A
39	North Point Parkway	West	N/A
40	North Point Parkway	West	N/A
41	North Point Parkway	East	N/A
42	Old Roswell Street	East	Hole / broken water meter lid

Sidewalk Gaps (Horizontal/Vertical Separation)			
Location #	Street	Side of Street	Comments
43	North Point Parkway	East	Major vertical gap between utility boxes
44	North Point Parkway	West	Sunk in portion
45	North Point Parkway	West	Concrete missing around utility box
46	North Point Parkway	West	Concrete missing around utility box. Utility box sunk in
47	Church Street	South	Grass buffer, to east
48	Church Street	South	Cracked / settled around catch basin
49	Canton Street	West	1"+ vertical gaps
50	Milton Avenue	South	Settled panel - potential trip hazard
51	Milton Avenue	North	Closed due to construction
52	Academy Street	North	1.5 inch vertical gap
53	Canton Street	West	Cracked / settled around catch basin
54	Canton Street	East	Settled at water valve riser - potential trip hazard
55	Canton Street	East	Construction in progress - broken sidewalk
56	Belelsle Dr	Check	No crosswalk marking present. 3 inch vertical gap at concrete curb, will probably be addressed after construction is concluded.
57	Old Milton Parkway	South	Shifting drainage structure creates vertical gap, less than 3 feet of clearance.
58	Old Milton Parkway	South	Settling drainage structure creates vertical gap, less than 3 feet of clearance.
59	Wills Drive	East	Settled panel - potential trip hazard
60	Old Milton Parkway	South	Broken panels - potential trip hazard
61	Old Milton Parkway	South	Large vertical gap in this segment. Also, general cracks is a problem through this area
62	Marietta Street	South	panel settled - potential trip hazard
63	Marietta Street	South	Sunk in utility boxes. Less than 4 feet unobstructed width
64	Marietta Street	South	2 2 inch vertical gaps in area
65	North Point Parkway	East	Two utility covers and split in sidewalk
66	North Point Parkway	East	N/A
67	North Point Parkway	East	N/A
68	North Point Parkway	East	N/A
69	North Point Parkway	West	N/A
70	North Point Parkway	West	N/A
71	North Point Parkway	West	N/A
72	North Point Parkway	West	Utility cover and sewer cover creating unevenness.
73	North Point Parkway	West	N/A
74	North Point Parkway	East	N/A
75	North Point Parkway	East	N/A
76	North Point Parkway	East	N/A

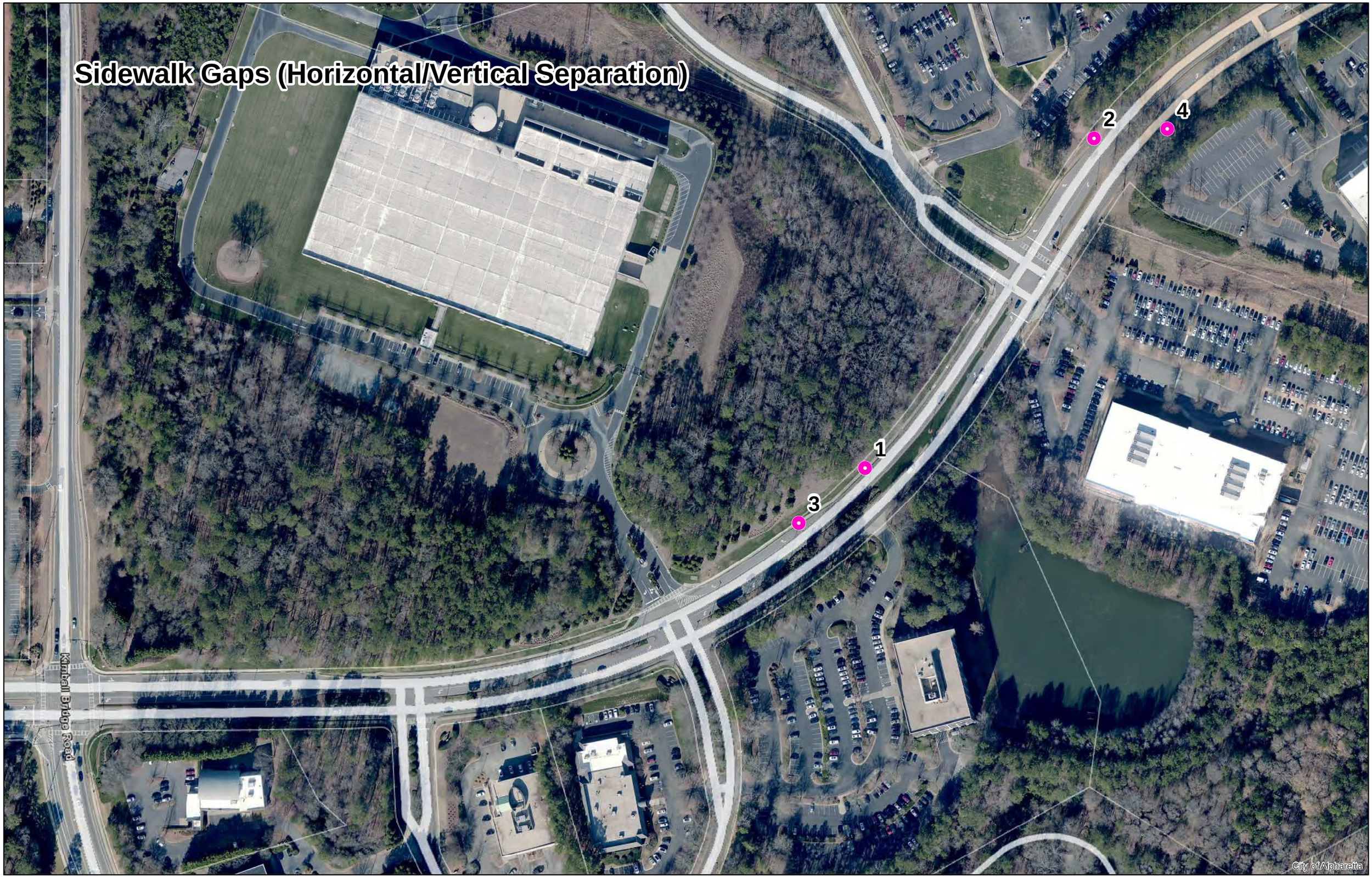
Sidewalk Gaps (Horizontal/Vertical Separation)
1
2
3
4
Kimball Bridge Road
City of Alpharetta

Sidewalk Gaps (Horizontal/Vertical Separation)

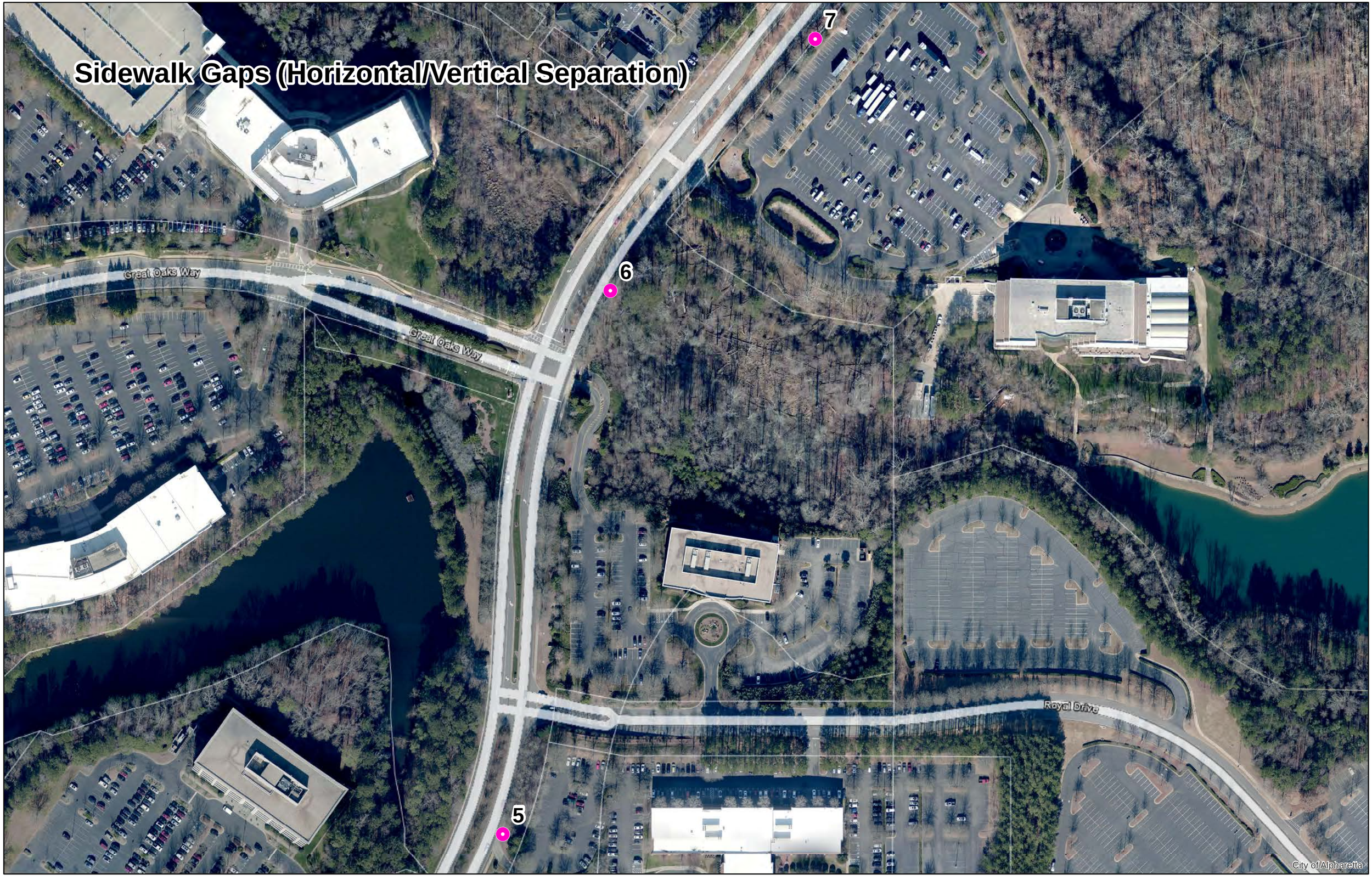

Sidewalk Gaps (Horizontal/Vertical Separation)

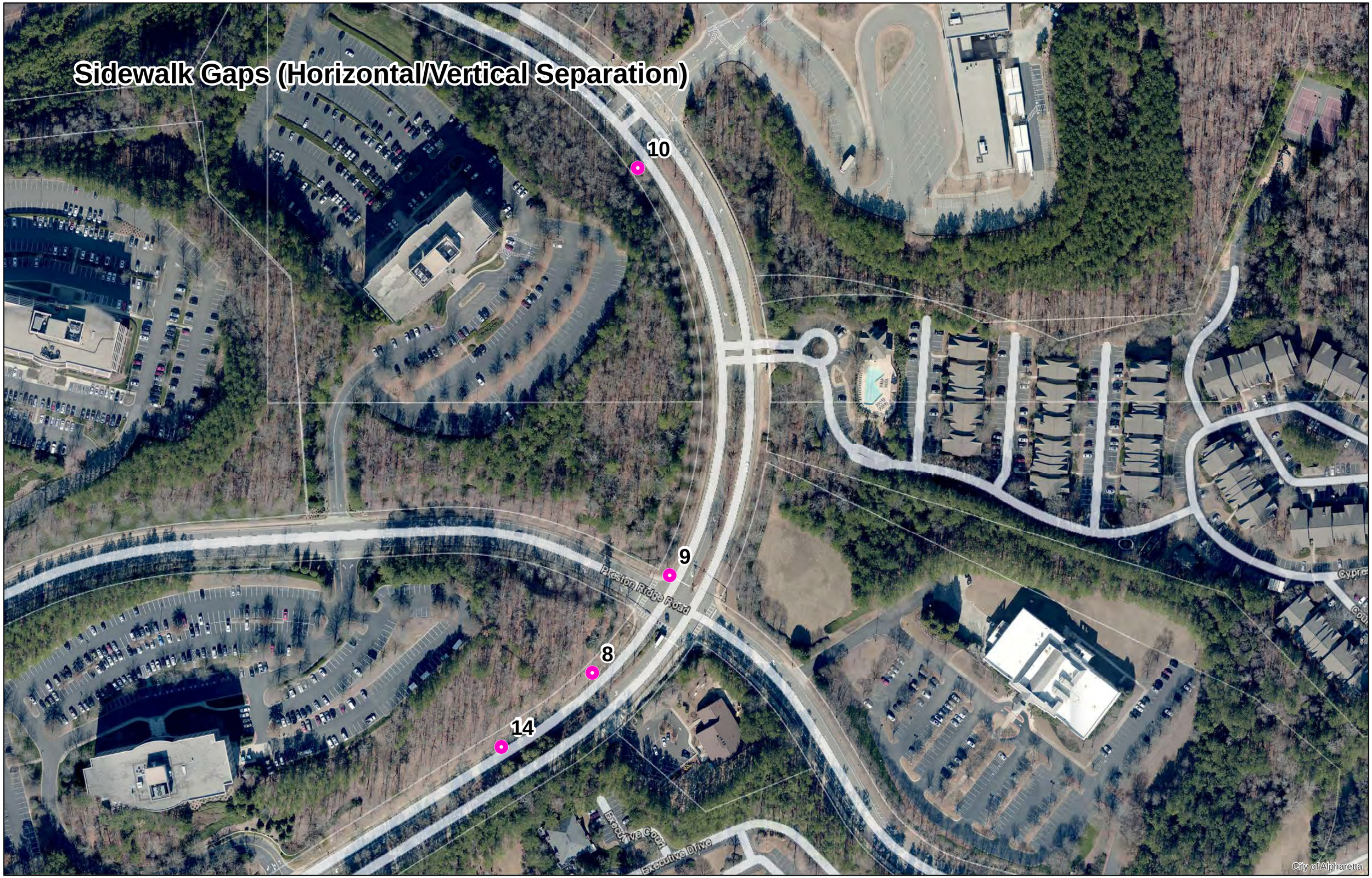

Sidewalk Gaps (Horizontal/Vertical Separation)



Sidewalk Gaps (Horizontal/Vertical Separation)




Sidewalk Gaps (Horizontal/Vertical Separation)
16
13
15
Windward Park
City of Alpharetta

Sidewalk Gaps (Horizontal/Vertical Separation)

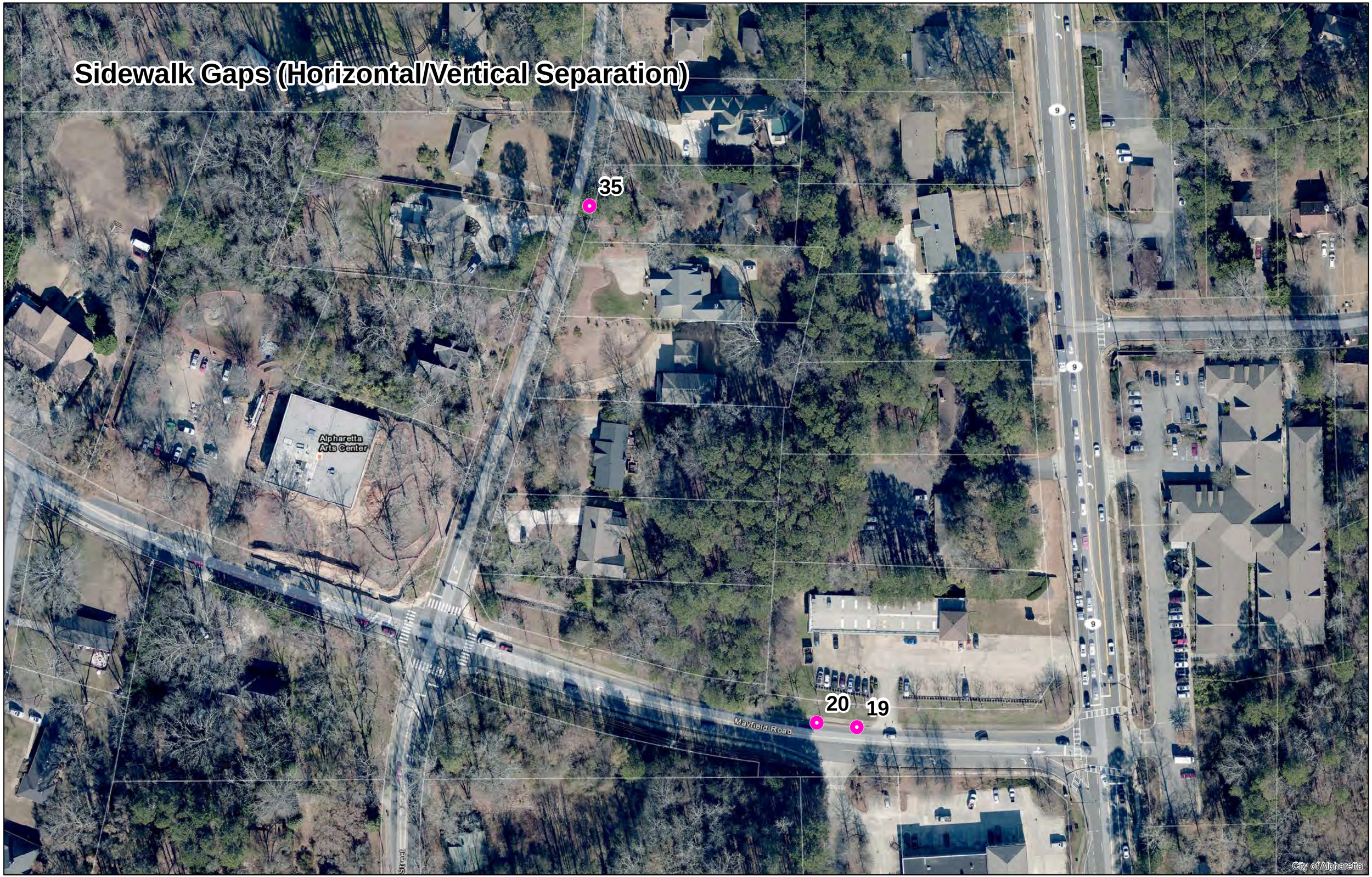

Sidewalk Gaps (Horizontal/Vertical Separation)

Sidewalk Gaps (Horizontal/Vertical Separation)

Sidewalk Gaps (Horizontal/Vertical Separation)

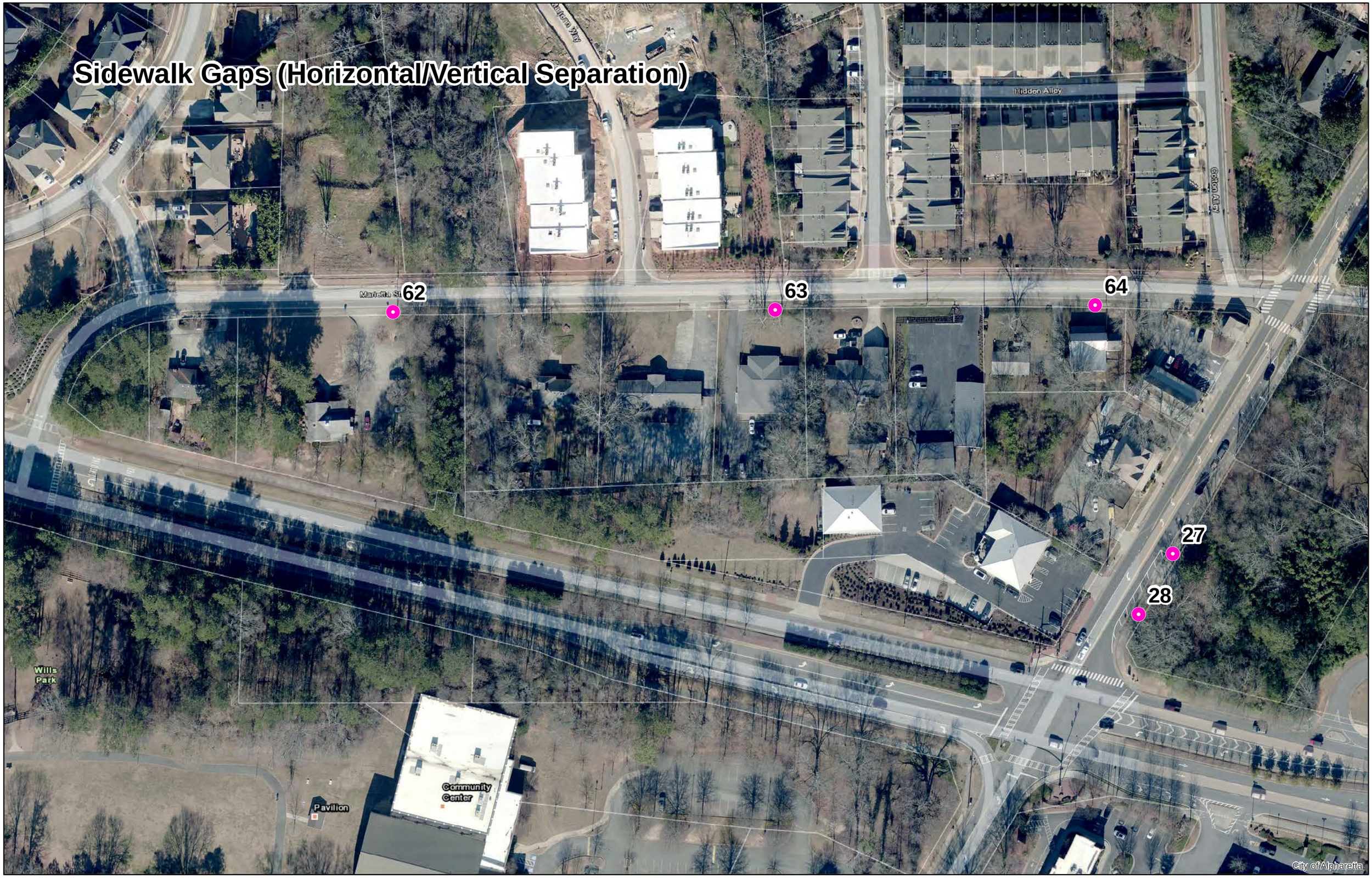

Sidewalk Gaps (Horizontal/Vertical Separation)

Sidewalk Gaps (Horizontal/Vertical Separation)

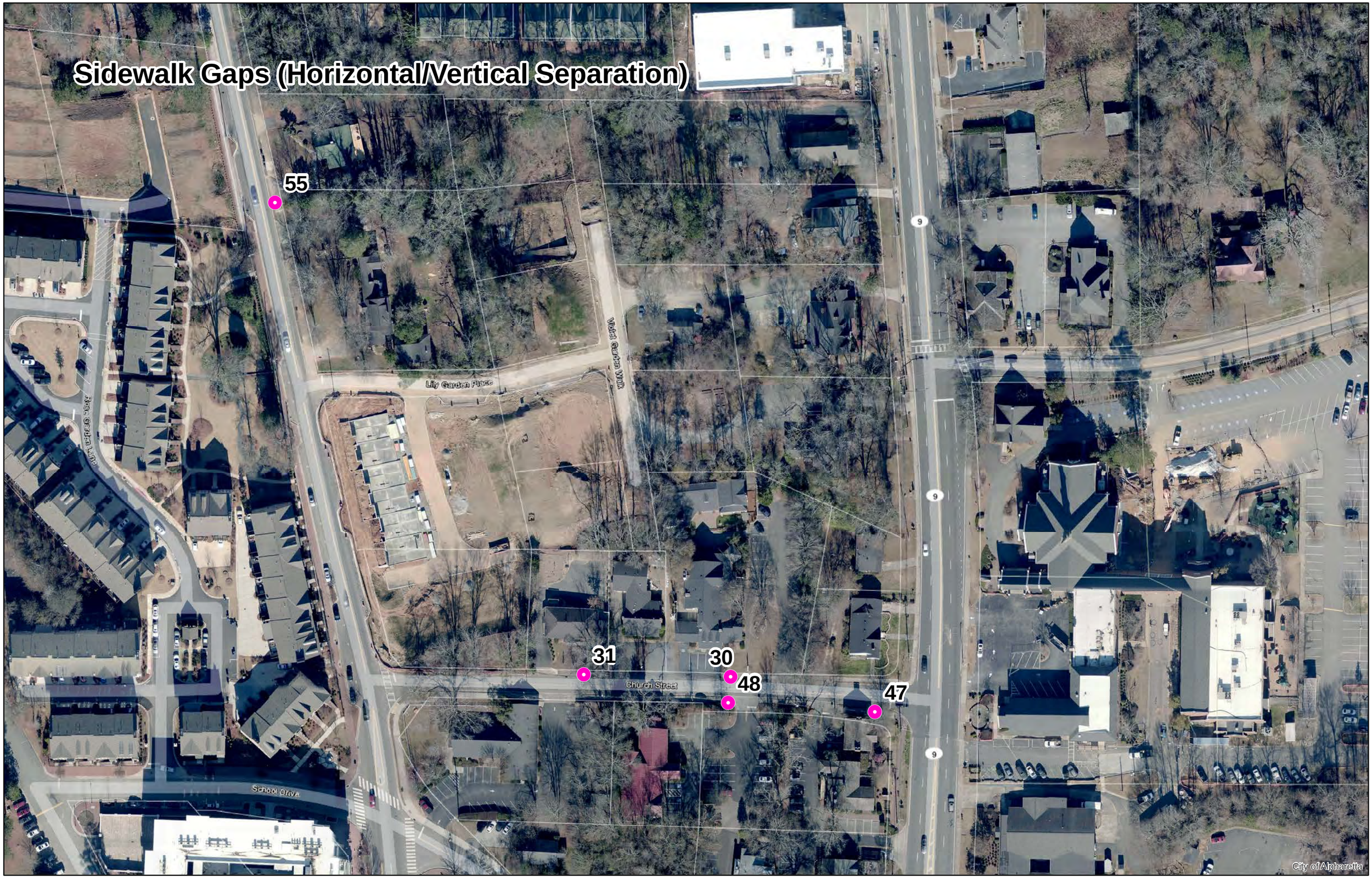

Sidewalk Gaps (Horizontal/Vertical Separation)



Sidewalk Gaps (Horizontal/Vertical Separation)

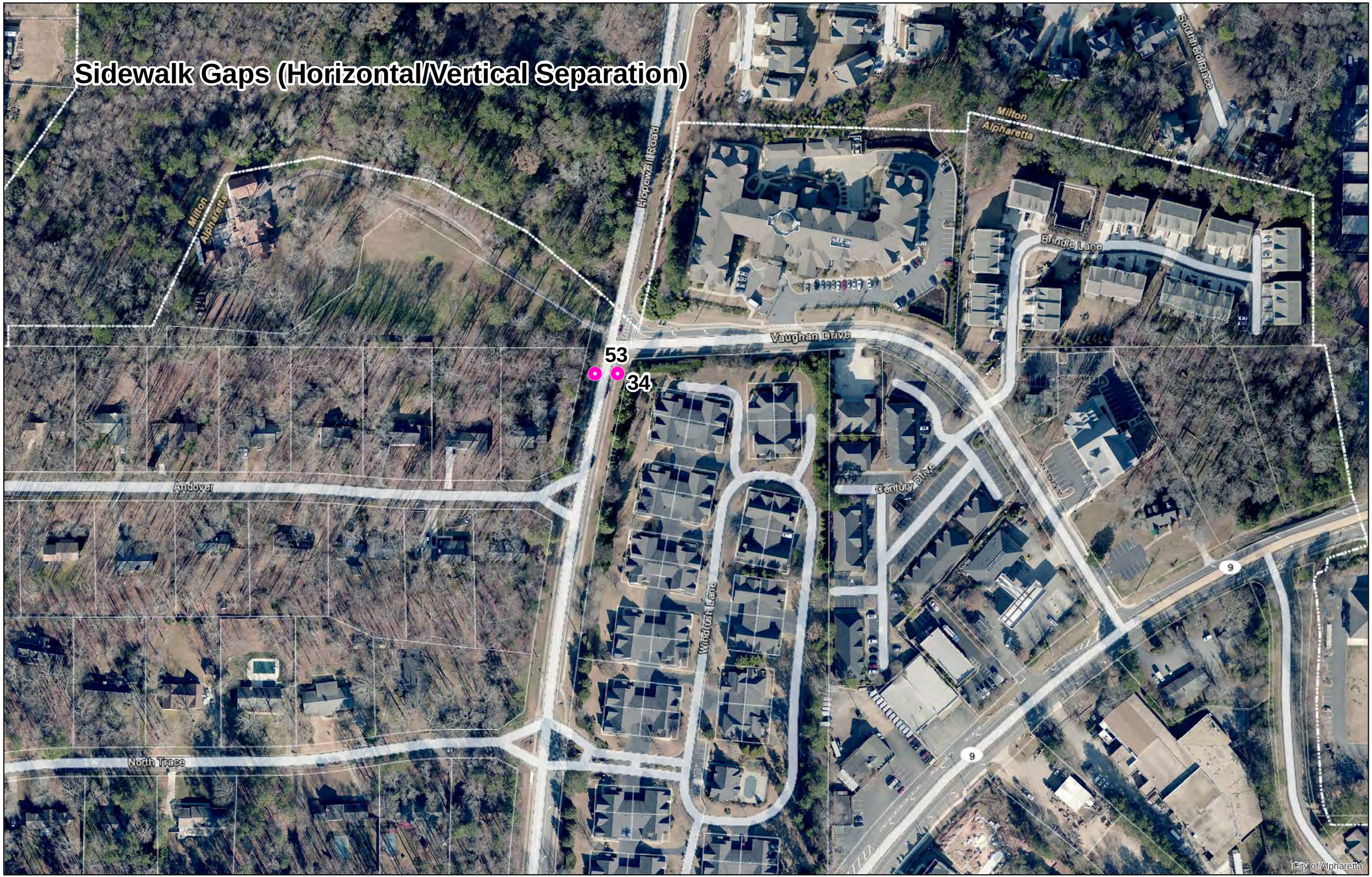

Sidewalk Gaps (Horizontal/Vertical Separation)

Sidewalk Gaps (Horizontal/Vertical Separation)

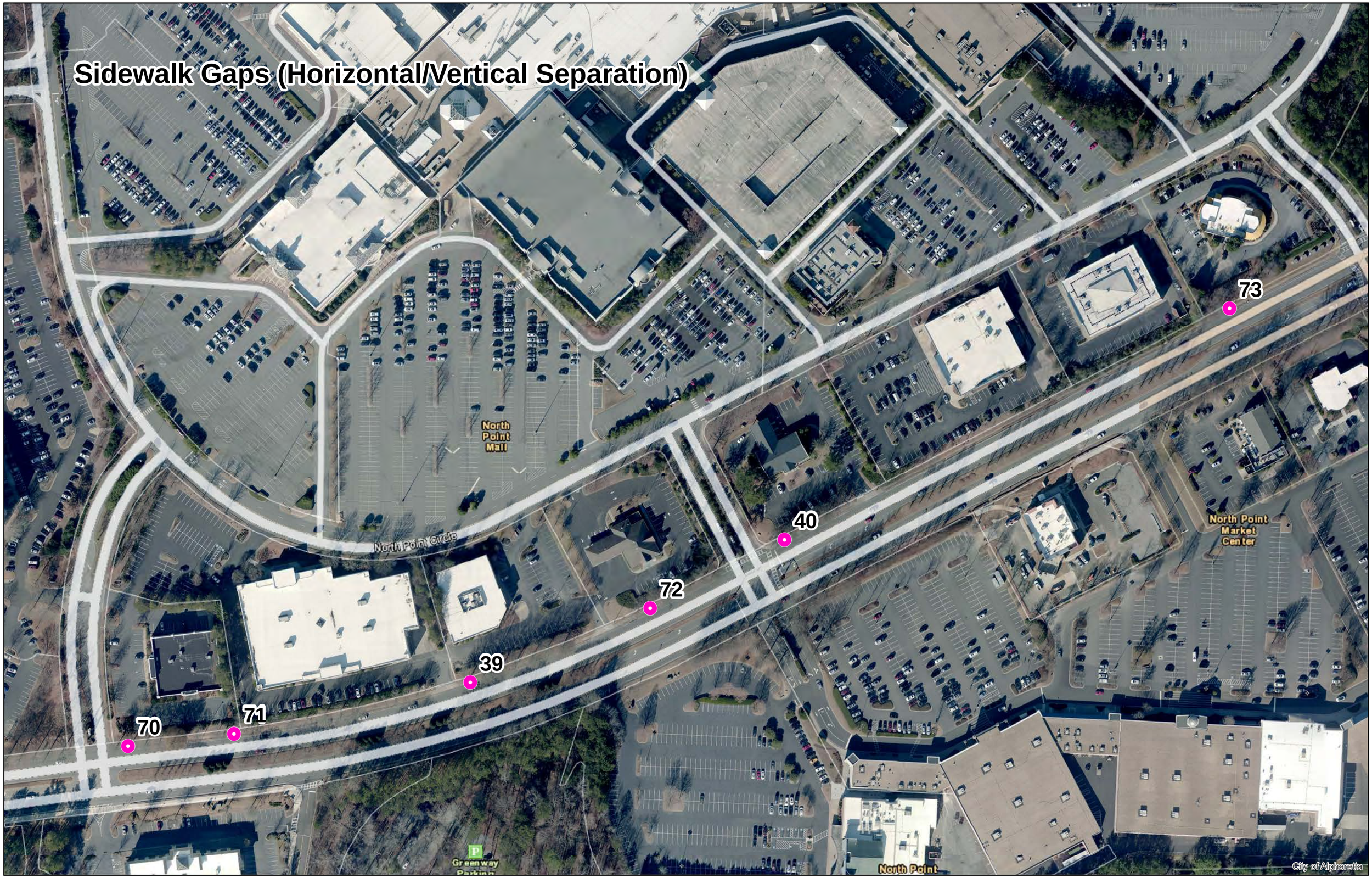

Sidewalk Gaps (Horizontal/Vertical Separation)



Sidewalk Gaps (Horizontal/Vertical Separation)

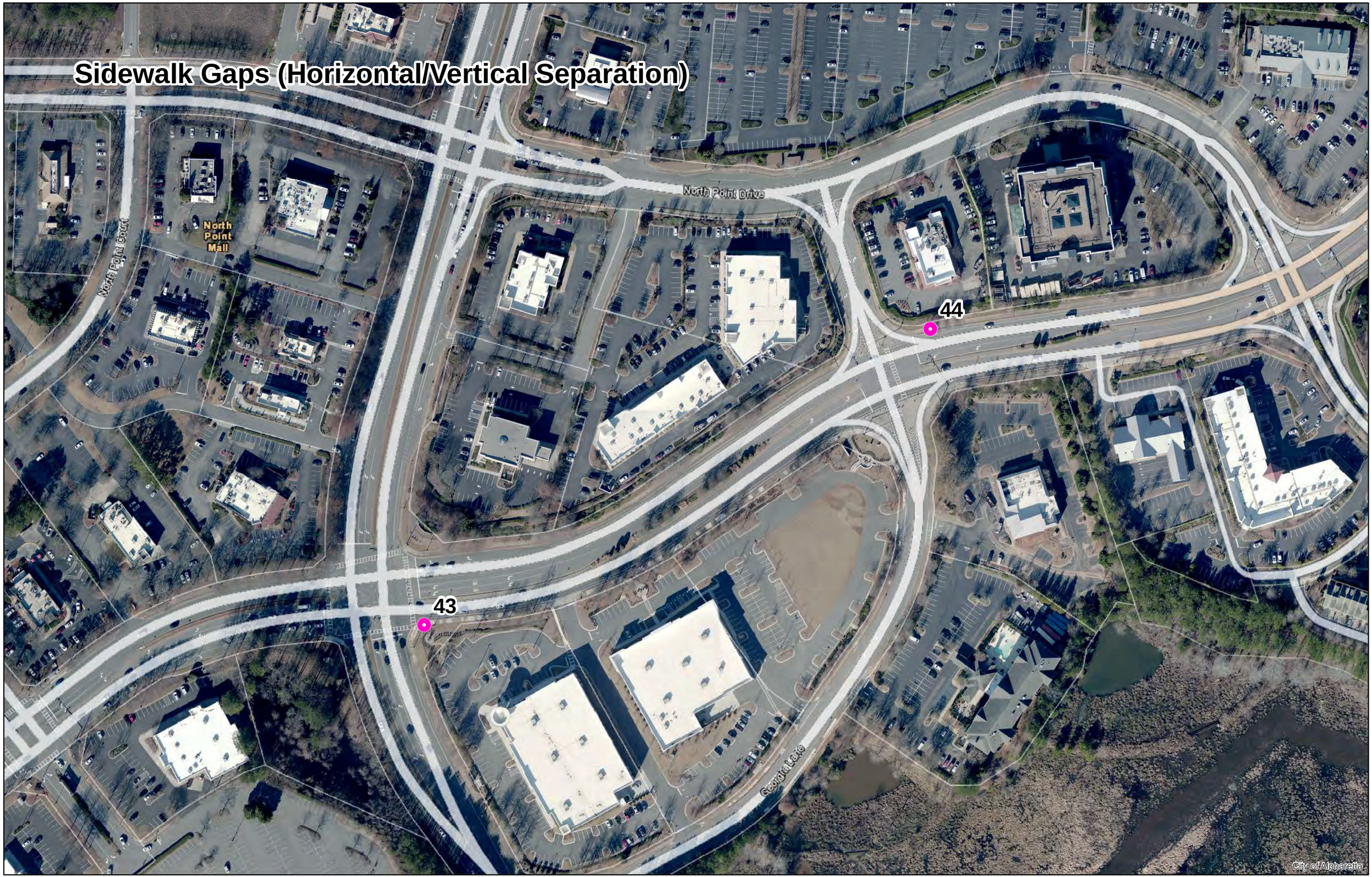

Sidewalk Gaps (Horizontal/Vertical Separation)

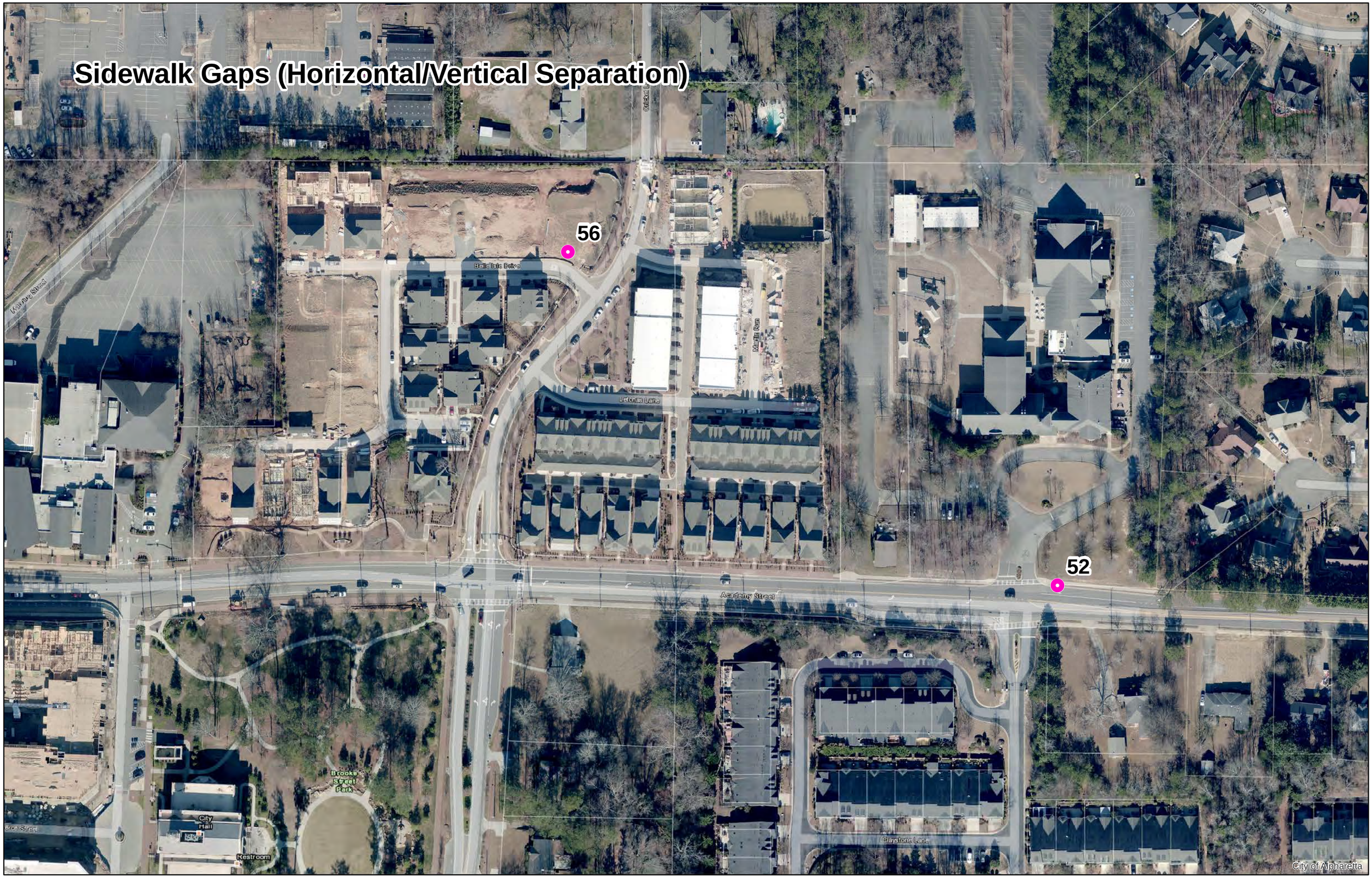

Sidewalk Gaps (Horizontal/Vertical Separation)



Sidewalk Gaps (Horizontal/Vertical Separation)

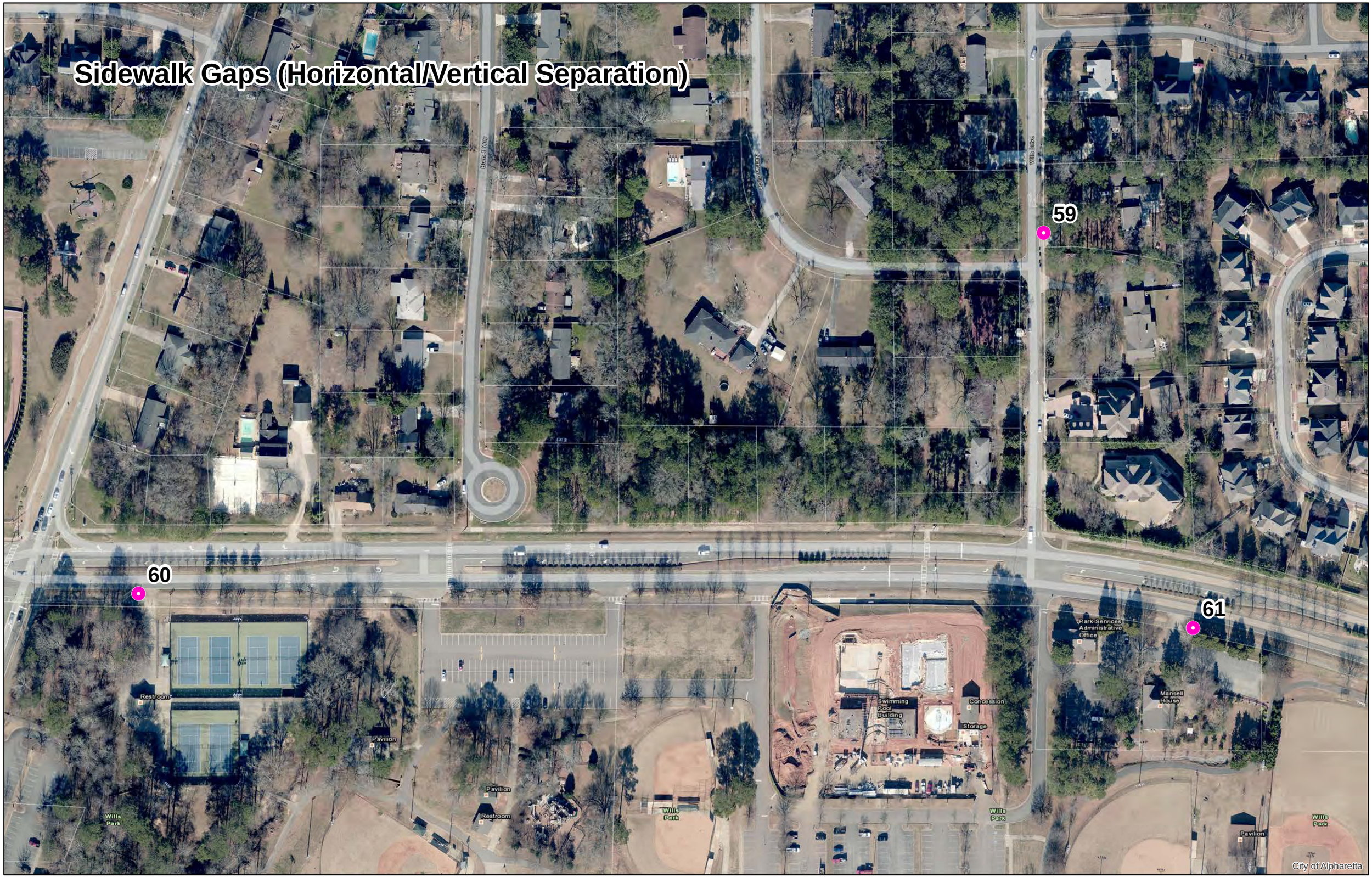

Sidewalk Gaps (Horizontal/Vertical Separation)



Lacks Detectable Warning Surface					
Location #	Street	Side of Street	Location #	Street	Side of Street
1	North Point Parkway	West	47	Mayfield Road	North
2	North Point Parkway	West	48	Mayfield Road	North
3	North Point Parkway	West	49	Mayfield Road	South
4	North Point Parkway	East	50	Academy Street	North
5	North Point Parkway	West	51	Academy Street	North
6	North Point Parkway	East	52	North Main Street	West
7	North Point Parkway	East	53	Milton Avenue	North
8	North Point Parkway	East	54	Milton Avenue	North
9	North Point Parkway	East	55	Milton Avenue	North
10	North Point Parkway	East	56	Milton Avenue	North
11	North Point Parkway	East	57	Wills Road	East
12	North Point Parkway	East	58	Milton Avenue	South
13	North Point Parkway	East	59	Milton Avenue	North
14	North Point Parkway	East	60	Old Roswell Street	North
15	North Point Parkway	East	61	Old Roswell Street	North
16	North Point Parkway	East	62	Old Roswell Street	North
17	North Point Parkway	East	63	Old Roswell Street	North
18	North Point Parkway	East	64	Old Milton Parkway	South
19	North Point Parkway	East	65	Roswell Street	West
20	North Point Parkway	East	66	Canton Street	East
21	North Point Parkway	West	67	Canton Street	West
22	North Point Parkway	West	68	Canton Street	East
24	North Point Parkway	West	69	North Point Parkway	East
25	North Point Parkway	West	70	North Point Parkway	East
26	North Point Parkway	East	71	North Point Parkway	West
27	North Point Parkway	East	72	North Point Parkway	West
28	North Point Parkway	East	73	North Point Parkway	West
29	North Point Parkway	East	74	North Point Parkway	East
30	North Point Parkway	East	75	North Point Parkway	West
31	North Point Parkway	East	76	North Point Parkway	West
32	North Point Parkway	East	77	North Point Parkway	West
34	North Point Parkway	West	78	North Point Parkway	West
35	North Point Parkway	West	79	Roswell Street	East
36	North Point Parkway	West	80	North Point Parkway	West
37	North Point Parkway	West	81	Old Roswell Street	South
38	North Point Parkway	East	82	North Point Parkway	East
39	North Point Parkway	East	83	North Point Parkway	East
40	North Point Parkway	East	84	Old Roswell Street	South
41	North Point Parkway	East	85	North Point Parkway	East
42	North Point Parkway	East	86	North Point Parkway	East
44	North Point Parkway	East	87	North Point Parkway	West
45	North Point Parkway	East	88	North Point Parkway	West
46	North Point Parkway	West	89	Old Milton Parkway	North

Lacks Detectable Warning Surface					
Location #	Street	Side of Street	Location #	Street	Side of Street
90	Roswell Street	West	133	Old Milton Parkway	South
91	Roswell Street	West	134	Old Milton Parkway	North
92	Milton Avenue	South	135	Old Milton Parkway	South
93	Milton Avenue	South	136	Old Milton Parkway	North
94	Milton Avenue	North	137	Old Milton Parkway	North
95	Church Street	South	138	Church Street	South
96	Church Street	South	139	North Main Street	West
97	Canton Street	East	140	Old Milton Parkway	South
98	Canton Street	West	141	North Point Parkway	East
99	Canton Street	West	142	North Point Parkway	East
100	Milton Avenue	South	143	North Point Parkway	East
101	Wills Road	West	144	North Point Parkway	East
102	Milton Avenue	North	145	North Point Parkway	West
103	North Main Street	East	146	North Point Parkway	West
104	Canton Street	West	147	North Point Parkway	West
105	Canton Street	East	148	North Point Parkway	West
106	Canton Street	East	149	North Point Parkway	West
107	Canton Street	East	150	North Point Parkway	East
108	Mayfield Road	South	151	North Point Parkway	East
109	Mayfield Road	South	152	North Point Parkway	East
110	Mayfield Road	South	153	North Point Parkway	West
111	Marietta Street	North	154	North Point Parkway	West
112	Marietta Street	North	155	North Point Parkway	West
113	Marietta Street	North	156	North Point Parkway	West
114	Old Milton Parkway	South	157	North Point Parkway	West
115	Old Milton Parkway	South	158	North Point Parkway	West
116	Old Milton Parkway	South	159	North Point Parkway	East
117	Old Milton Parkway	South	160	North Point Parkway	East
118	Wills Road	East	161	North Point Parkway	East
119	Old Milton Parkway	North	162	North Point Parkway	East
120	Old Milton Parkway	South	163	North Point Parkway	East
121	South Main Street	East	164	North Point Parkway	East
122	Old Milton Parkway	South	165	North Point Parkway	East
123	Old Milton Parkway	North	166	North Point Parkway	West
124	Old Milton Parkway	North	167	North Point Parkway	West
125	Old Milton Parkway	North	168	North Point Parkway	West
126	Old Milton Parkway	North	169	North Point Parkway	West
127	Wills Road	West	170	North Point Parkway	West
128	Wills Road	West	171	North Point Parkway	West
129	Old Milton Parkway	North	172	North Point Parkway	West
130	Old Milton Parkway	North	173	North Point Parkway	West
131	Old Milton Parkway	North	174	North Point Parkway	West
132	Old Milton Parkway	South	175	North Point Parkway	West

Lacks Detectable Warning Surface					
Location #	Street	Side of Street	Location #	Street	Side of Street
176	North Point Parkway	West	219	North Point Parkway	West
177	North Point Parkway	West	220	North Point Parkway	East
178	North Point Parkway	East	221	North Point Parkway	West
179	North Point Parkway	East	222	North Point Parkway	East
180	North Point Parkway	East	223	North Point Parkway	West
181	North Point Parkway	East	224	North Point Parkway	West
182	North Point Parkway	East	225	North Point Parkway	West
183	North Point Parkway	East	226	North Point Parkway	East
184	North Point Parkway	East	227	North Point Parkway	East
185	North Point Parkway	East	228	Roswell Street	East
186	North Point Parkway	East	229	North Point Parkway	East
187	North Point Parkway	East	230	North Point Parkway	East
188	North Point Parkway	East	231	North Point Parkway	West
189	North Point Parkway	East	232	North Point Parkway	West
190	North Point Parkway	East	233	North Point Parkway	West
191	North Point Parkway	East	234	North Point Parkway	West
192	North Point Parkway	East	235	North Point Parkway	West
193	North Point Parkway	East	236	North Point Parkway	East
194	North Point Parkway	West	237	North Point Parkway	East
195	North Point Parkway	West	238	North Point Parkway	East
196	North Point Parkway	East	239	North Point Parkway	West
197	North Point Parkway	West	240	North Point Parkway	West
198	North Point Parkway	West	241	Roswell Street	West
199	Mayfield Road	North	242	Roswell Street	West
200	Mayfield Road	North	243	Church Street	South
201	Mayfield Road	North	244	Church Street	South
202	Mayfield Road	North	245	Canton Street	West
203	Academy Street	North	246	Milton Avenue	South
204	Academy Street	North	247	Canton Street	East
205	Academy Street	North	248	Canton Street	East
206	Milton Avenue	North	249	Mayfield Road	South
207	Milton Avenue	South	250	Mayfield Road	South
208	Old Roswell Street	South	251	Marietta Street	North
209	Old Roswell Street	North	252	Marietta Street	North
210	Old Roswell Street	South	253	Old Milton Parkway	North
211	Old Roswell Street	South	254	Old Milton Parkway	South
212	Old Roswell Street	North	255	Old Milton Parkway	South
213	Canton Street	West	256	Old Milton Parkway	South
214	Church Street	North	257	Old Milton Parkway	South
215	Church Street	North	258	Old Milton Parkway	South
216	Canton Street	West	259	Old Milton Parkway	South
217	Canton Street	West	260	South Main Street	West
218	North Point Parkway	West	261	Old Milton Parkway	South

Lacks Detectable Warning Surface					
Location #	Street	Side of Street	Location #	Street	Side of Street
262	Old Milton Parkway	North	305	Roswell Street	West
263	Old Milton Parkway	North	306	Roswell Street	West
264	Old Milton Parkway	North	307	Marietta Street	North
265	Old Milton Parkway	North	308	Marietta Street	North
266	Wills Road	West	309	Marietta Street	North
267	Wills Road	West	310	Marietta Street	North
268	Old Milton Parkway	South	311	Marietta Street	South
269	Old Milton Parkway	South	312	Marietta Street	South
270	Church Street	South	313	Marietta Street	South
271	Old Milton Parkway	South	314	Marietta Street	South
272	North Point Parkway	East	315	Marietta Street	North
273	North Point Parkway	West	316	North Main Street	East
274	North Point Parkway	West	317	North Main Street	East
275	North Point Parkway	West	318	North Main Street	East
276	North Point Parkway	West	319	North Main Street	East
277	North Point Parkway	West	320	North Main Street	East
278	North Point Parkway	West	321	North Main Street	East
279	North Point Parkway	East	322	North Main Street	West
280	North Point Parkway	East	323	North Main Street	West
281	North Point Parkway	West	324	North Main Street	East
282	North Point Parkway	West	325	North Main Street	East
283	North Point Parkway	West	326	North Main Street	East
284	North Point Parkway	West	327	North Main Street	East
285	North Point Parkway	West	328	Church Street	North
286	North Point Parkway	West	329	North Main Street	East
287	South Main Street	West	330	North Main Street	East
288	South Main Street	West	331	North Main Street	West
289	South Main Street	West	332	North Main Street	East
290	South Main Street	West	333	North Main Street	East
291	Old Milton Parkway	South	334	Cumming Street	South
292	Old Milton Parkway	South	335	Cumming Street	South
293	Old Milton Parkway	South	336	Cumming Street	South
294	Old Milton Parkway	South	337	North Main Street	East
295	Old Milton Parkway	South	338	North Main Street	East
296	Old Milton Parkway	South	339	North Main Street	West
297	Old Milton Parkway	South	340	North Main Street	West
298	Old Milton Parkway	North	341	North Main Street	West
299	Old Milton Parkway	North	342	North Main Street	West
300	Old Milton Parkway	South	343	North Main Street	West
301	Old Milton Parkway	South	344	North Main Street	West
302	Milton Avenue	South	345	North Main Street	West
303	Roswell Street	East	346	North Main Street	West
304	Roswell Street	East	347	North Main Street	East

Lacks Detectable Warning Surface					
Location #	Street	Side of Street	Location #	Street	Side of Street
348	North Main Street	East			
349	Mayfield Road	South			
350	Mayfield Road	South			
351	Mayfield Road	North			
352	Mayfield Road	North			
353	Mayfield Road	North			
354	Mayfield Road	South			
355	Canton Street	East			
356	Canton Street	West			
357	North Point Parkway	East			
358	North Point Parkway	East			
359	North Point Parkway	East			
360	North Point Parkway	West			
361	North Point Parkway	West			
362	North Point Parkway	West			
363	North Point Parkway	East			
364	North Point Parkway	East			
365	North Point Parkway	East			
366	North Point Parkway	West			
367	North Point Parkway	West			
368	North Point Parkway	West			
369	North Point Parkway	East			
370	North Point Parkway	West			
371	North Point Parkway	East			
372	North Point Parkway	East			
373	North Point Parkway	East			
374	North Point Parkway	East			
375	North Point Parkway	East			
376	North Point Parkway	West			
377	North Point Parkway	West			
378	North Point Parkway	West			
379	North Point Parkway	West			
380	North Point Parkway	West			
381	North Point Parkway	West			
382	North Point Parkway	West			

Lacks Detectable Warning Surface

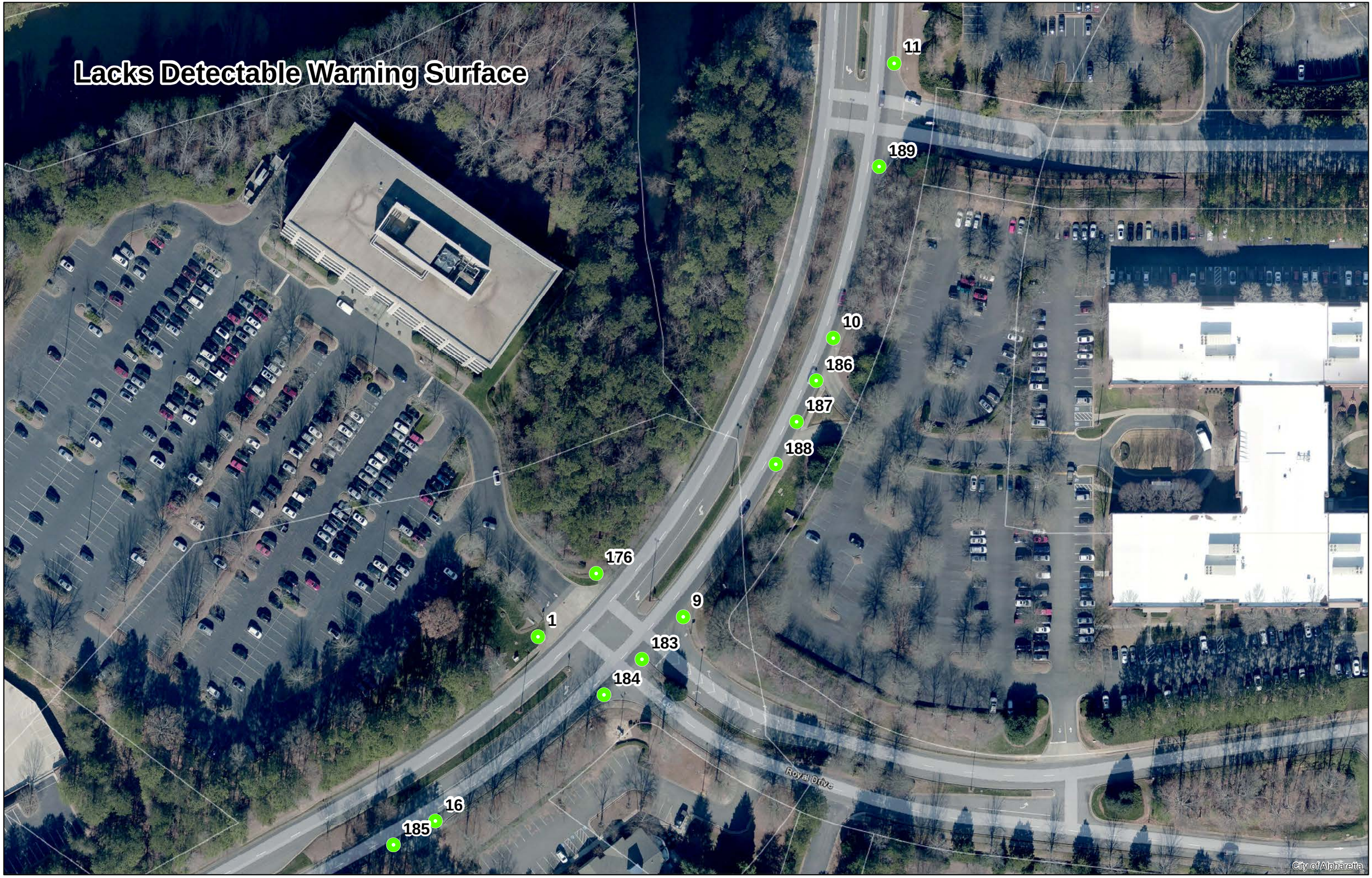


Lacks Detectable Warning Surface
8
373
181
182
2
15
7
13
Great Oaks Way
Great Oaks Way
City of Alpharetta

Lacks Detectable Warning Surface

Lacks Detectable Warning Surface



Lacks Detectable Warning Surface

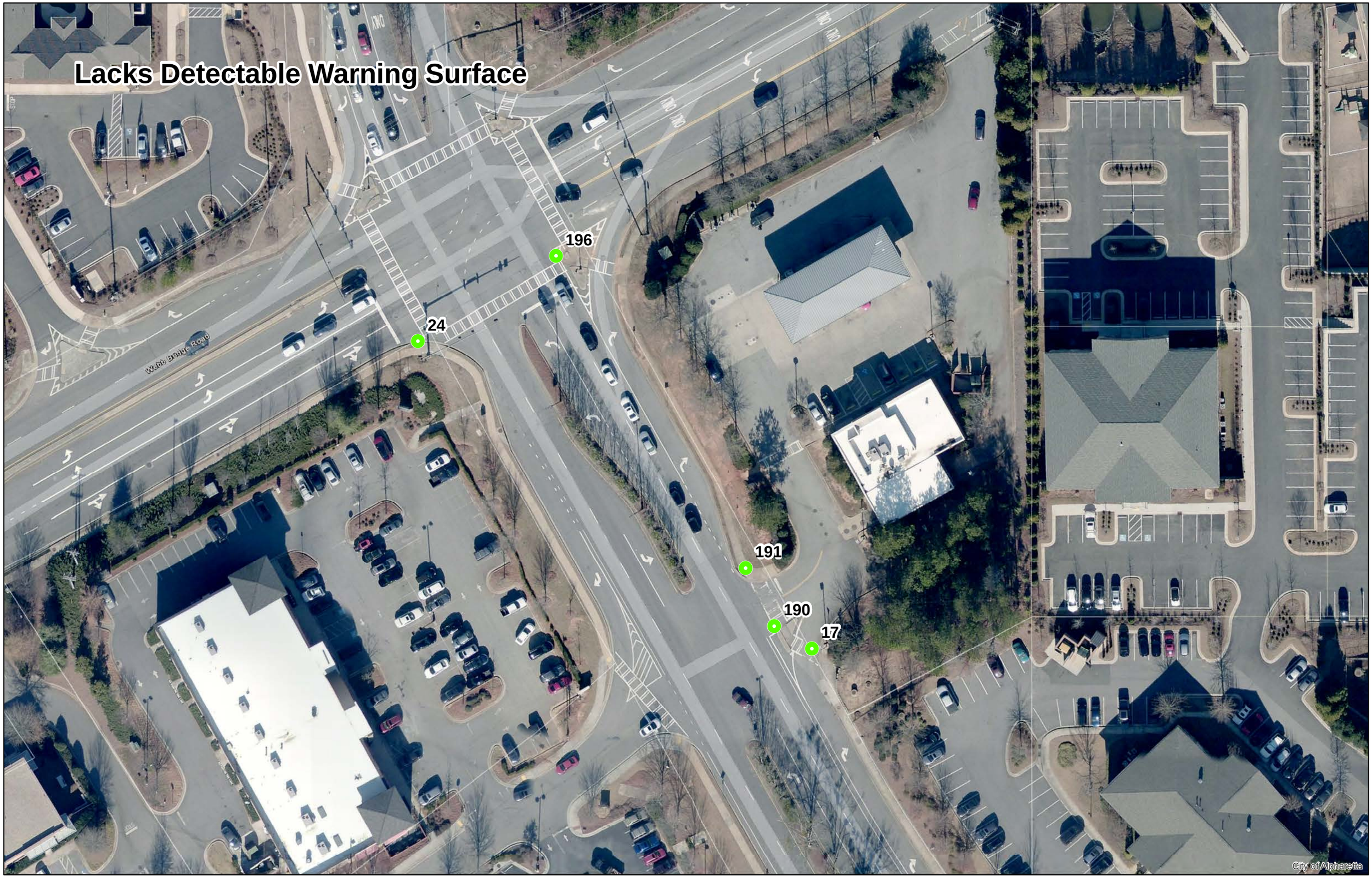

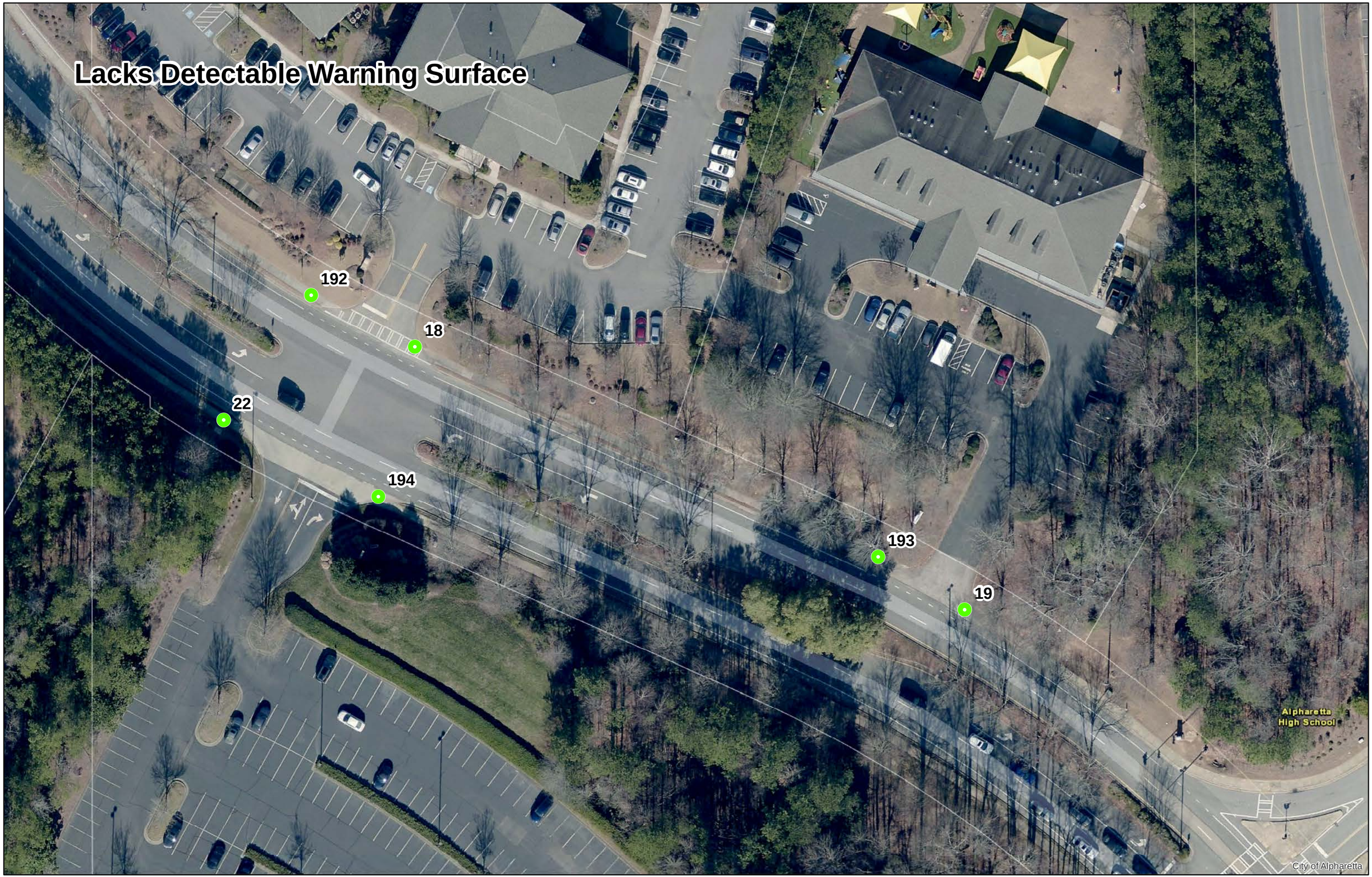
Lacks Detectable Warning Surface
192
18
22
194
193
19
Alpharetta High School
City of Alpharetta


Lacks Detectable Warning Surface
20
45
195
21
Preston Ridge Road
Cypress Court
Executive Court
Executive Drive
City of Alpharetta

Lacks Detectable Warning Surface
26
38
37
198
382
381
25
Bryden Road
Windward Park
City of Alpharetta

Lacks Detectable Warning Surface



Lacks Detectable Warning Surface
28
29
36
379
30
40
City of Alpharetta

Lacks Detectable Warning Surface

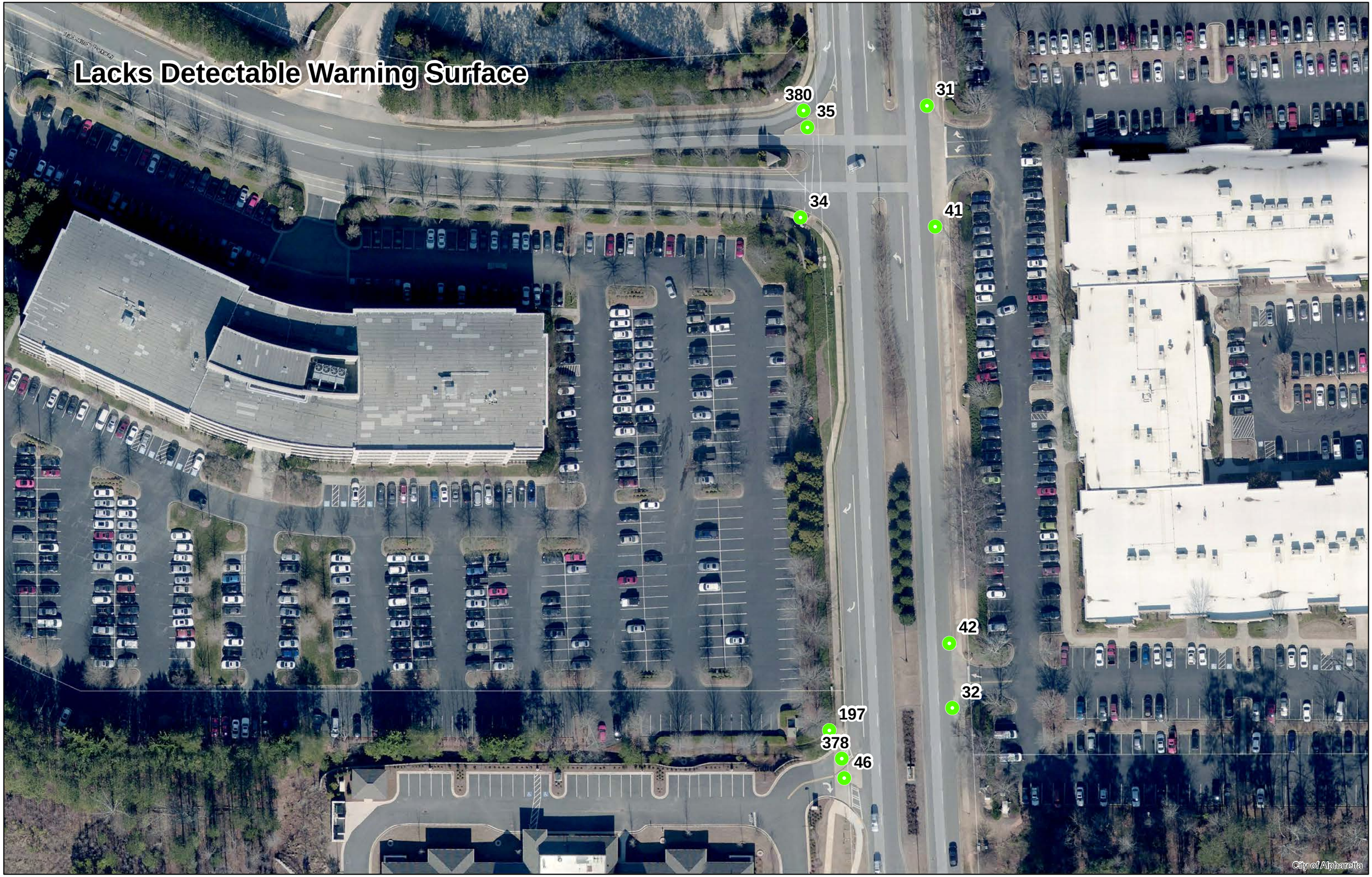

Lacks Detectable Warning Surface

Lacks Detectable Warning Surface

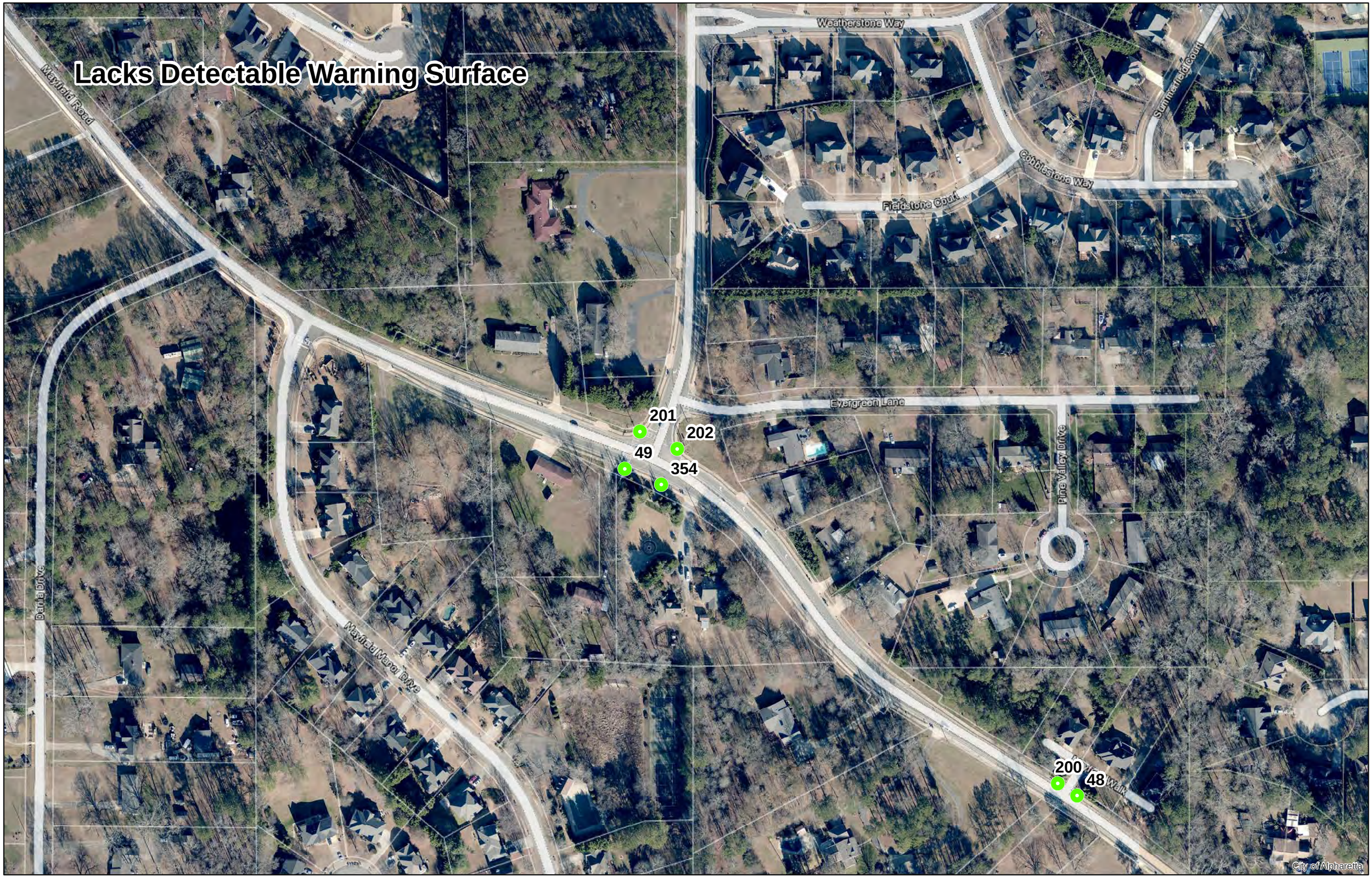

Lacks Detectable Warning Surface

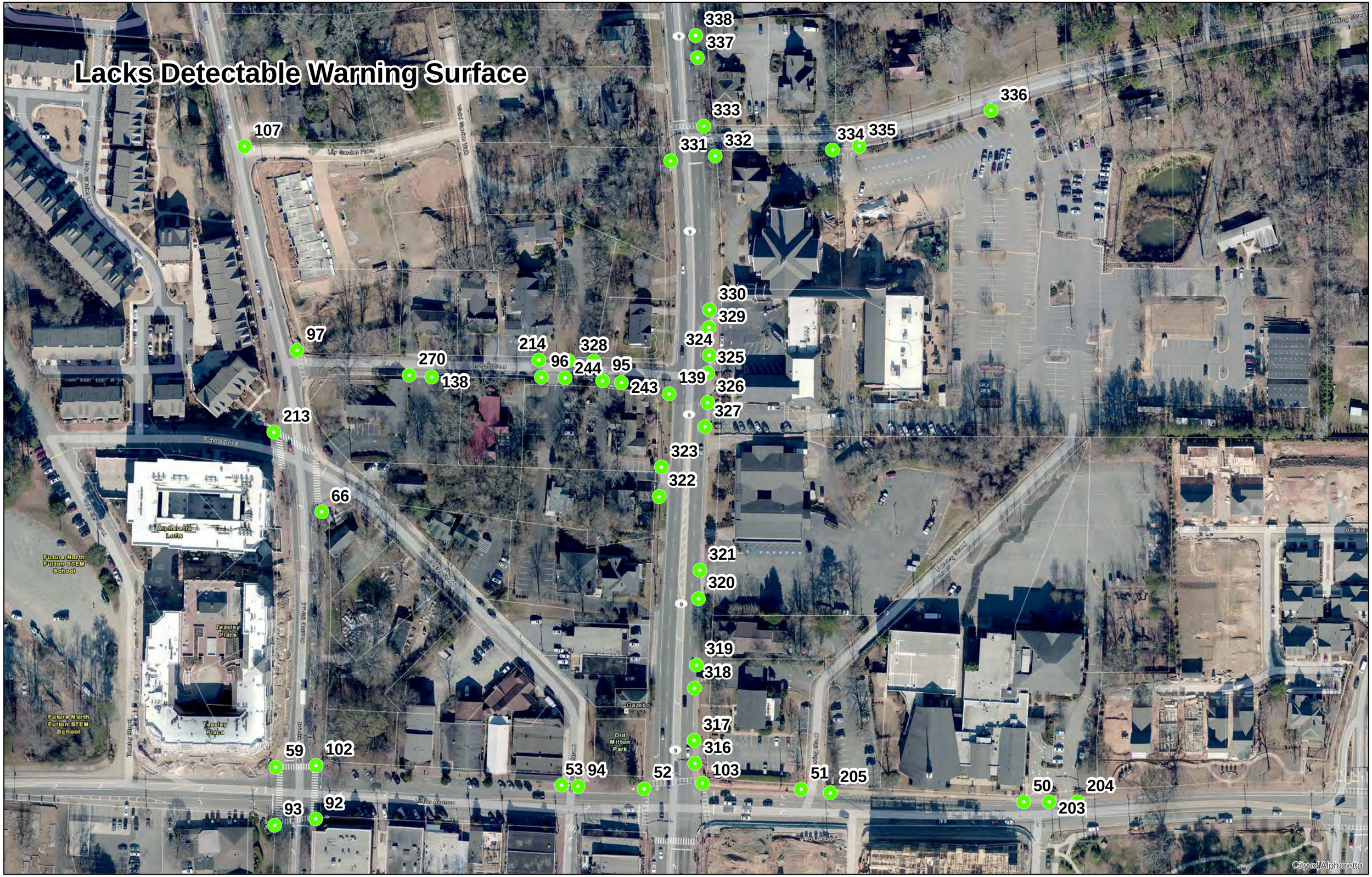

Lacks Detectable Warning Surface



Lacks Detectable Warning Surface

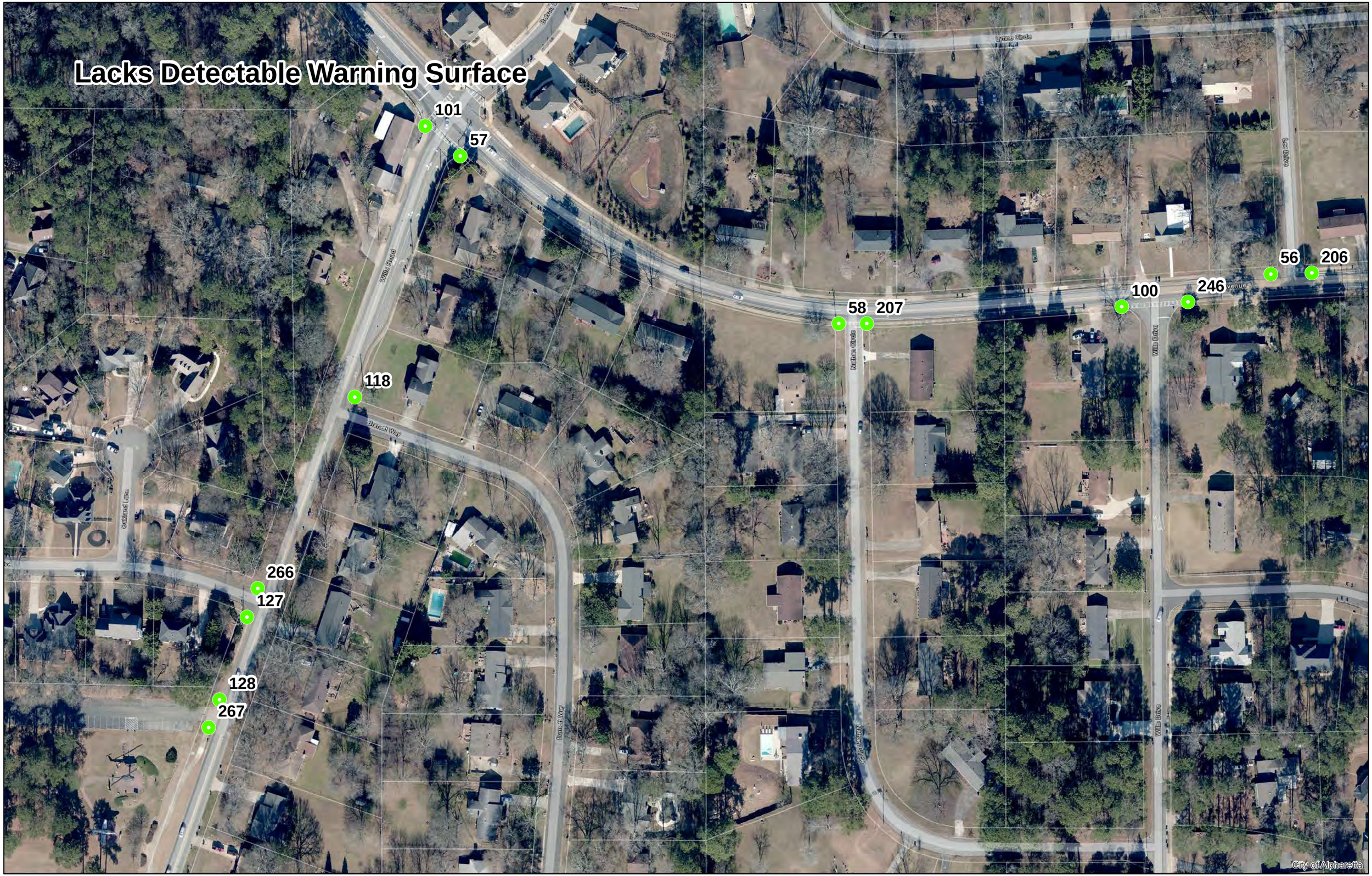

Lacks Detectable Warning Surface

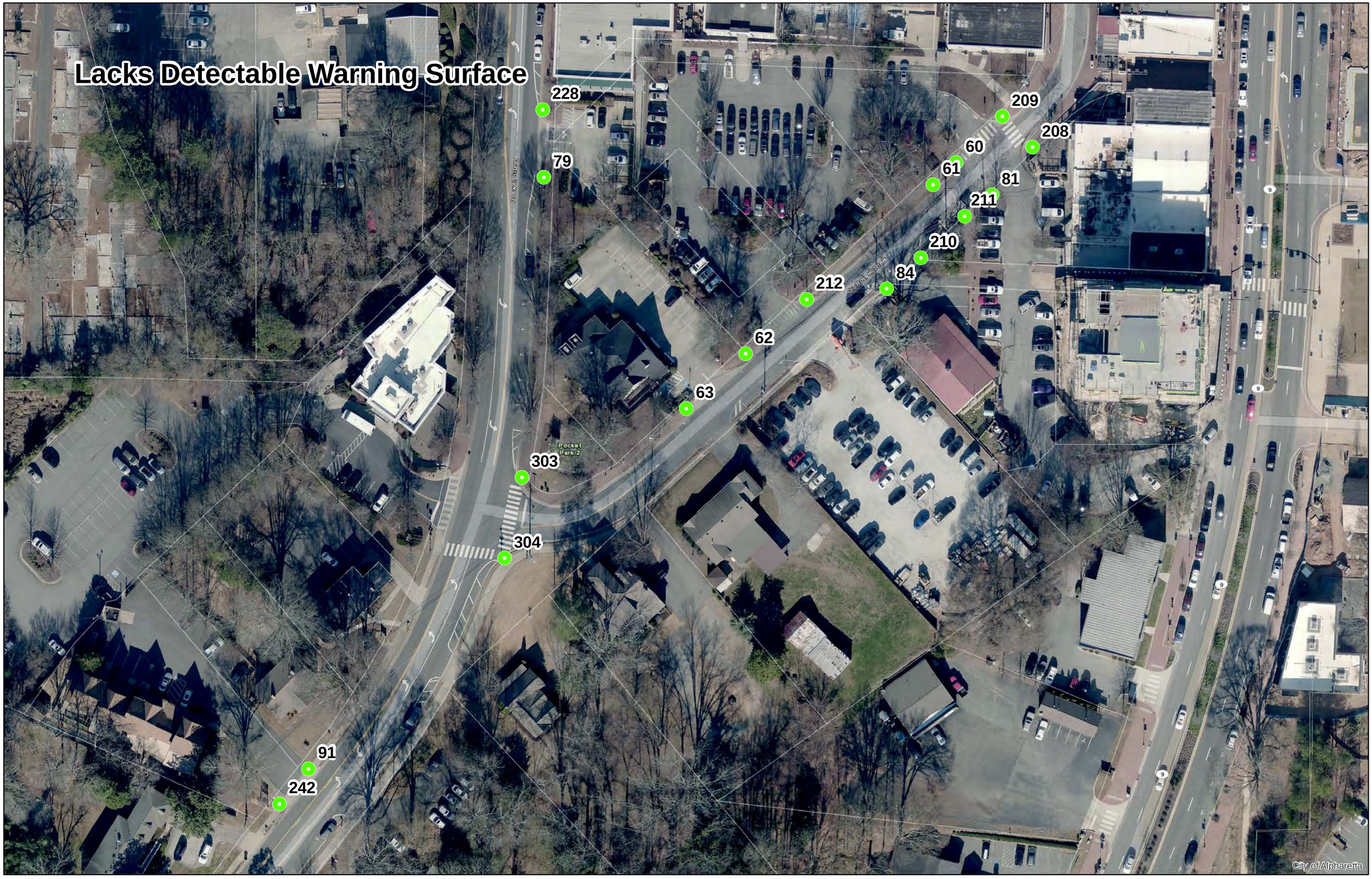

Lacks Detectable Warning Surface

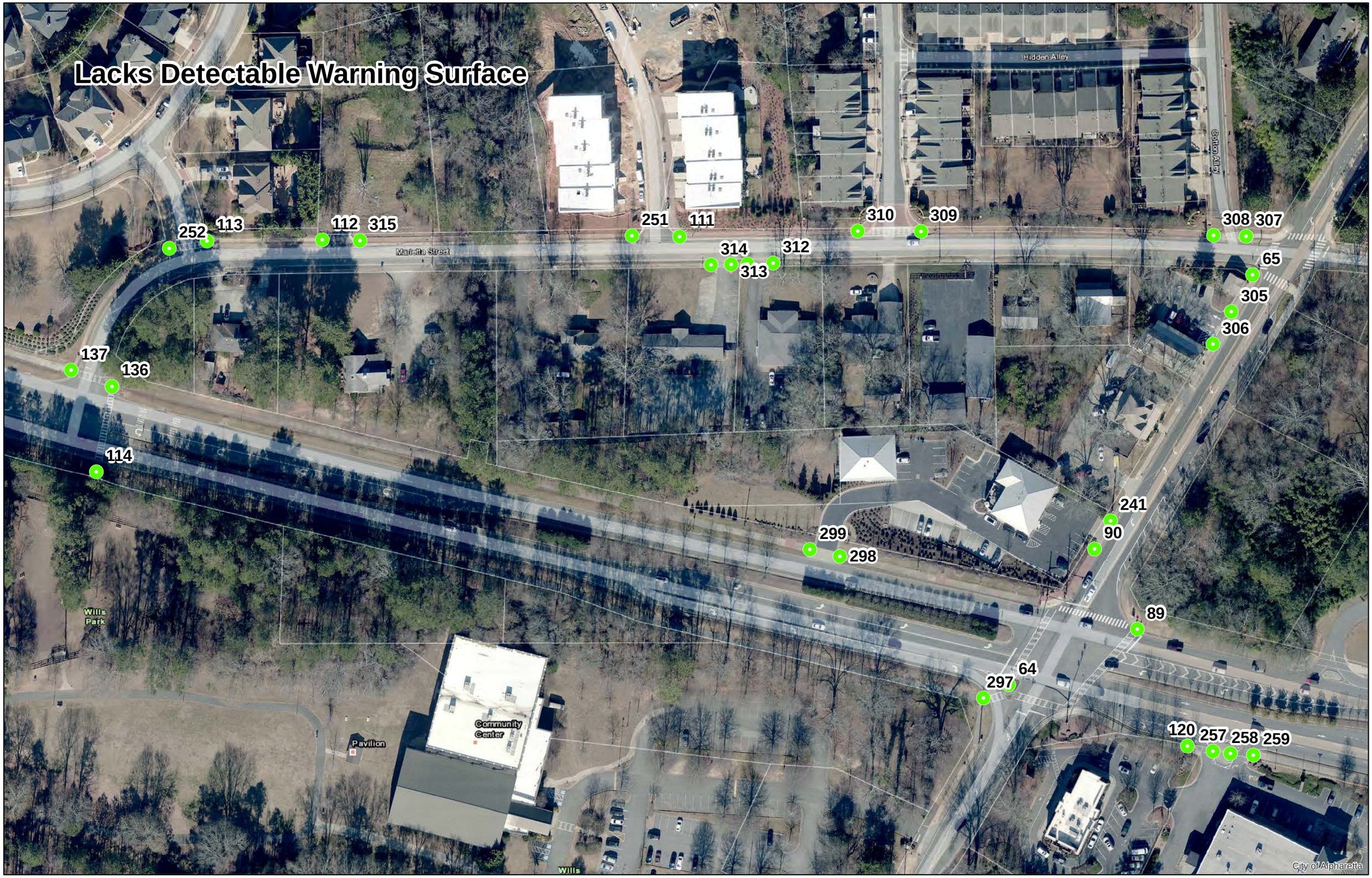

Lacks Detectable Warning Surface

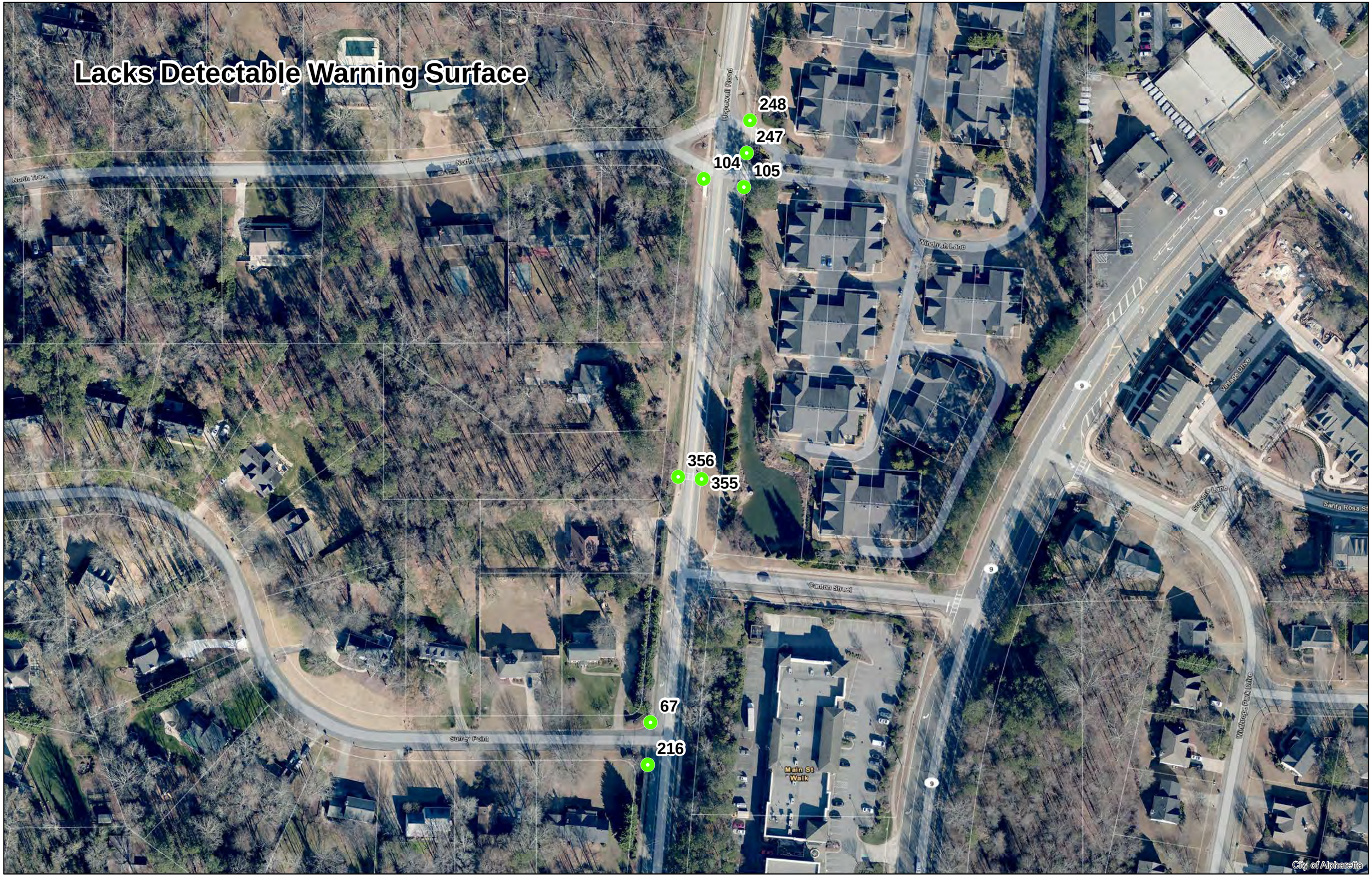

Lacks Detectable Warning Surface

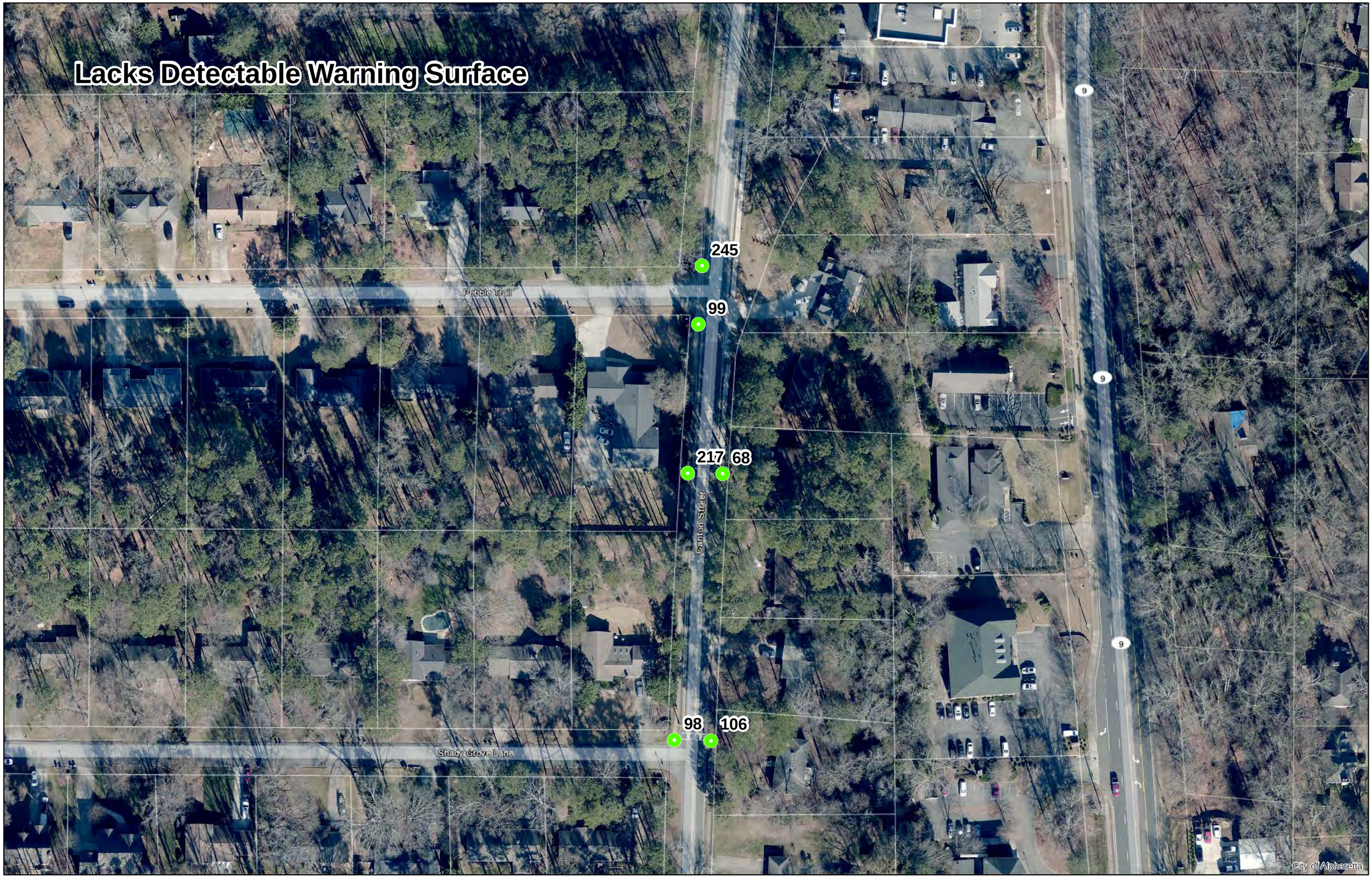

Lacks Detectable Warning Surface



Lacks Detectable Warning Surface



Lacks Detectable Warning Surface



Lacks Detectable Warning Surface

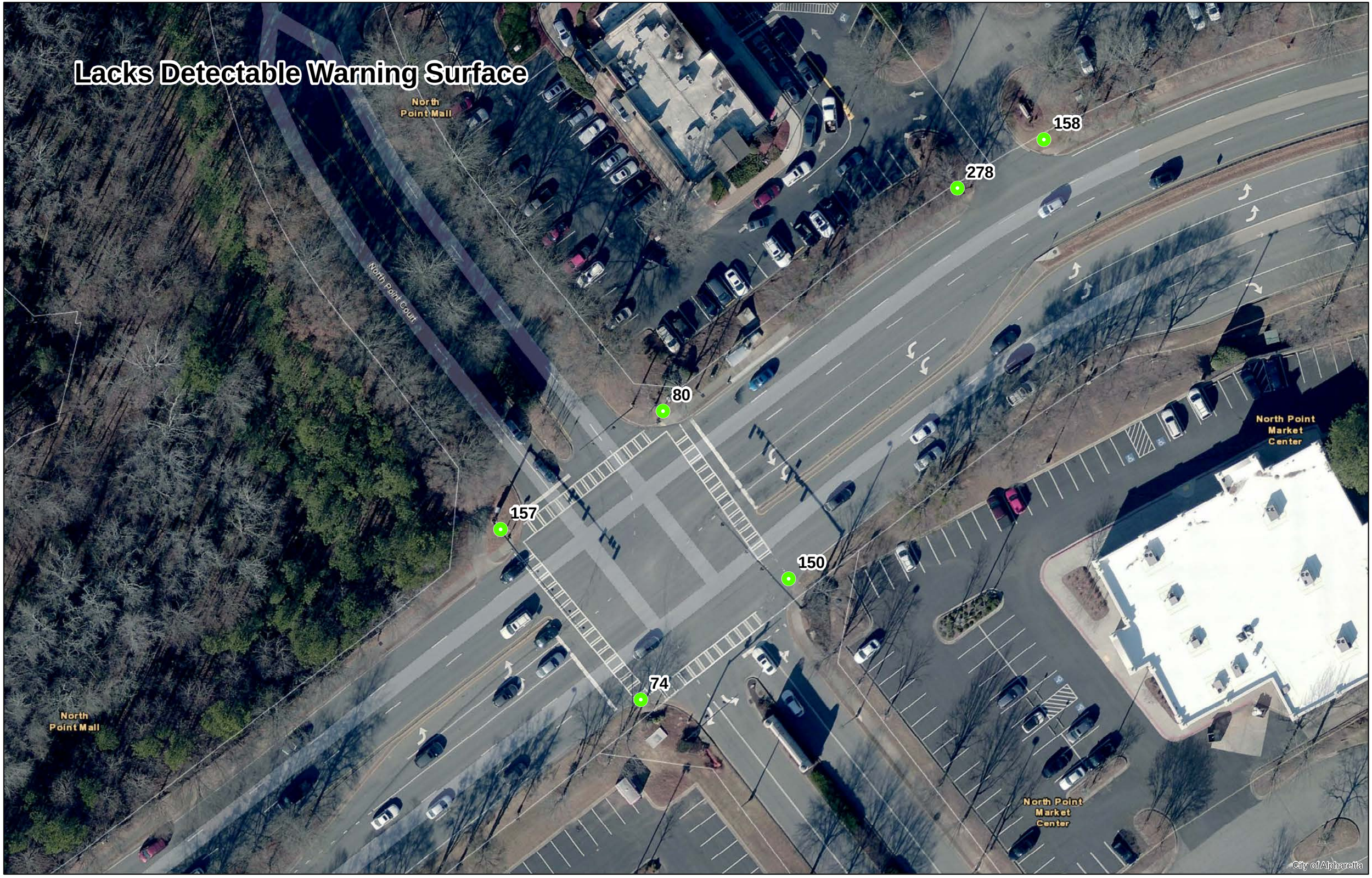

Lacks Detectable Warning Surface

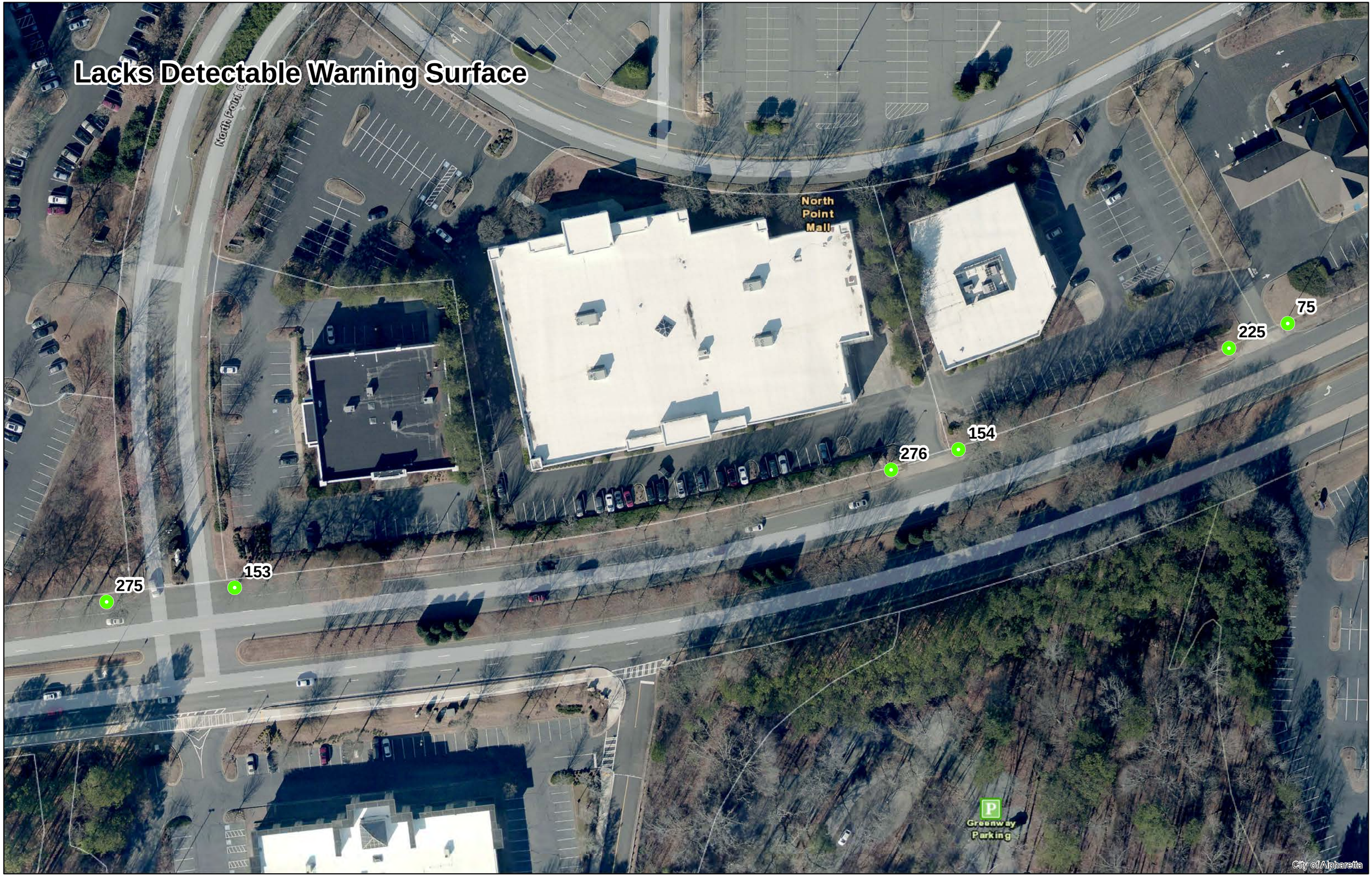

Lacks Detectable Warning Surface

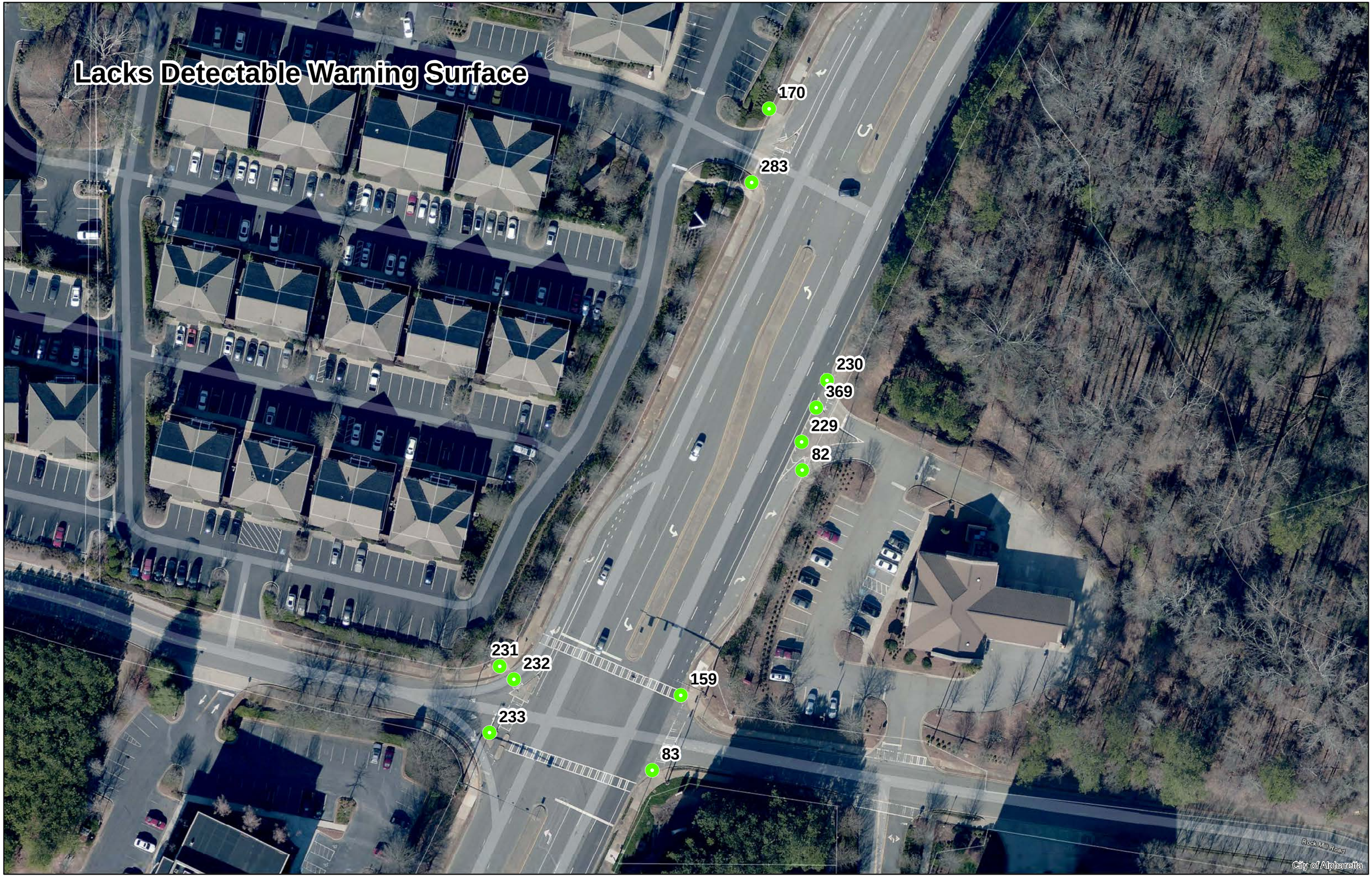
Lacks Detectable Warning Surface
170
283
230
369
229
82
231
232
159
233
83
Rock Mill Road
City of Alpharetta

Lacks Detectable Warning Surface

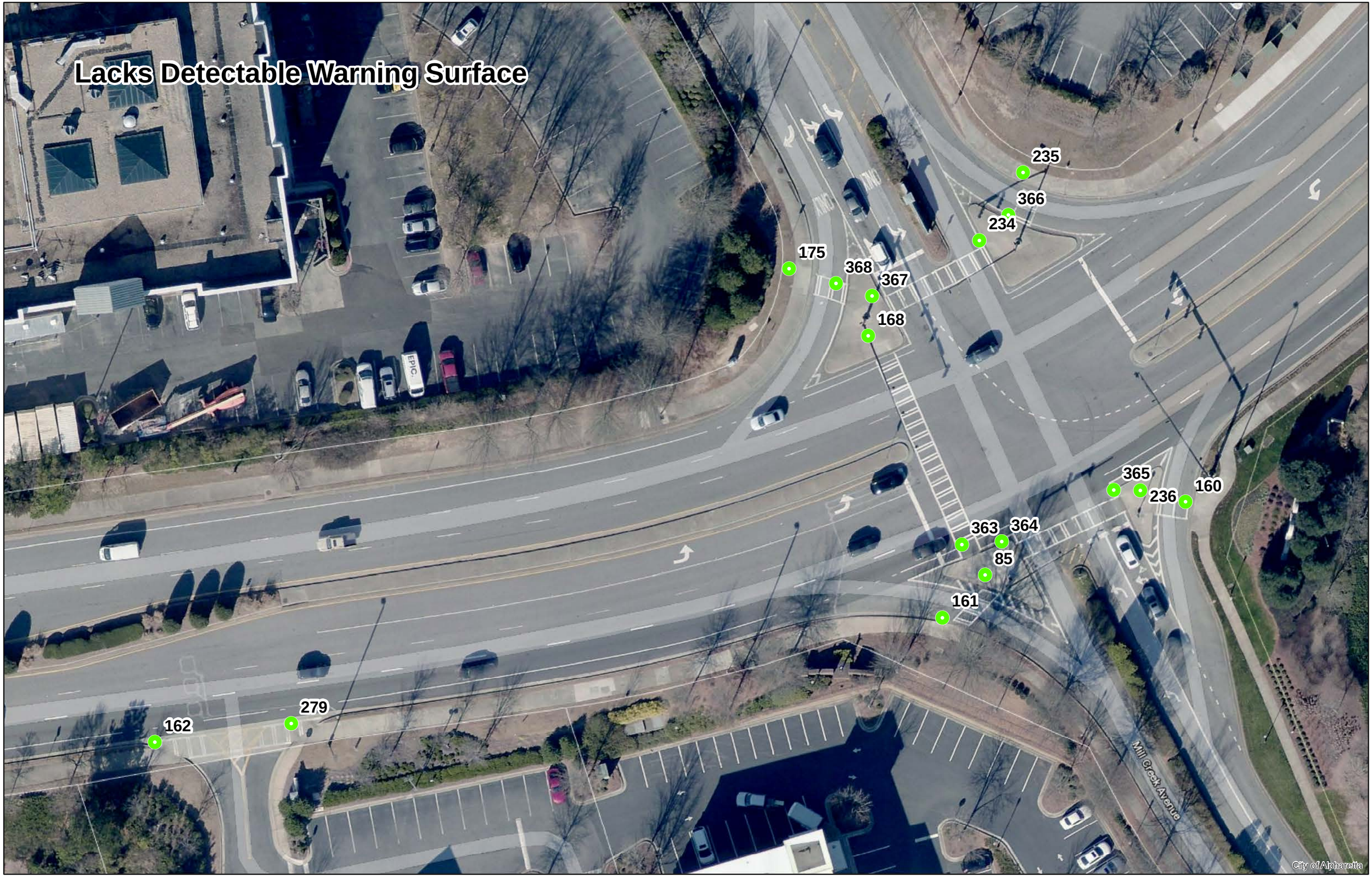

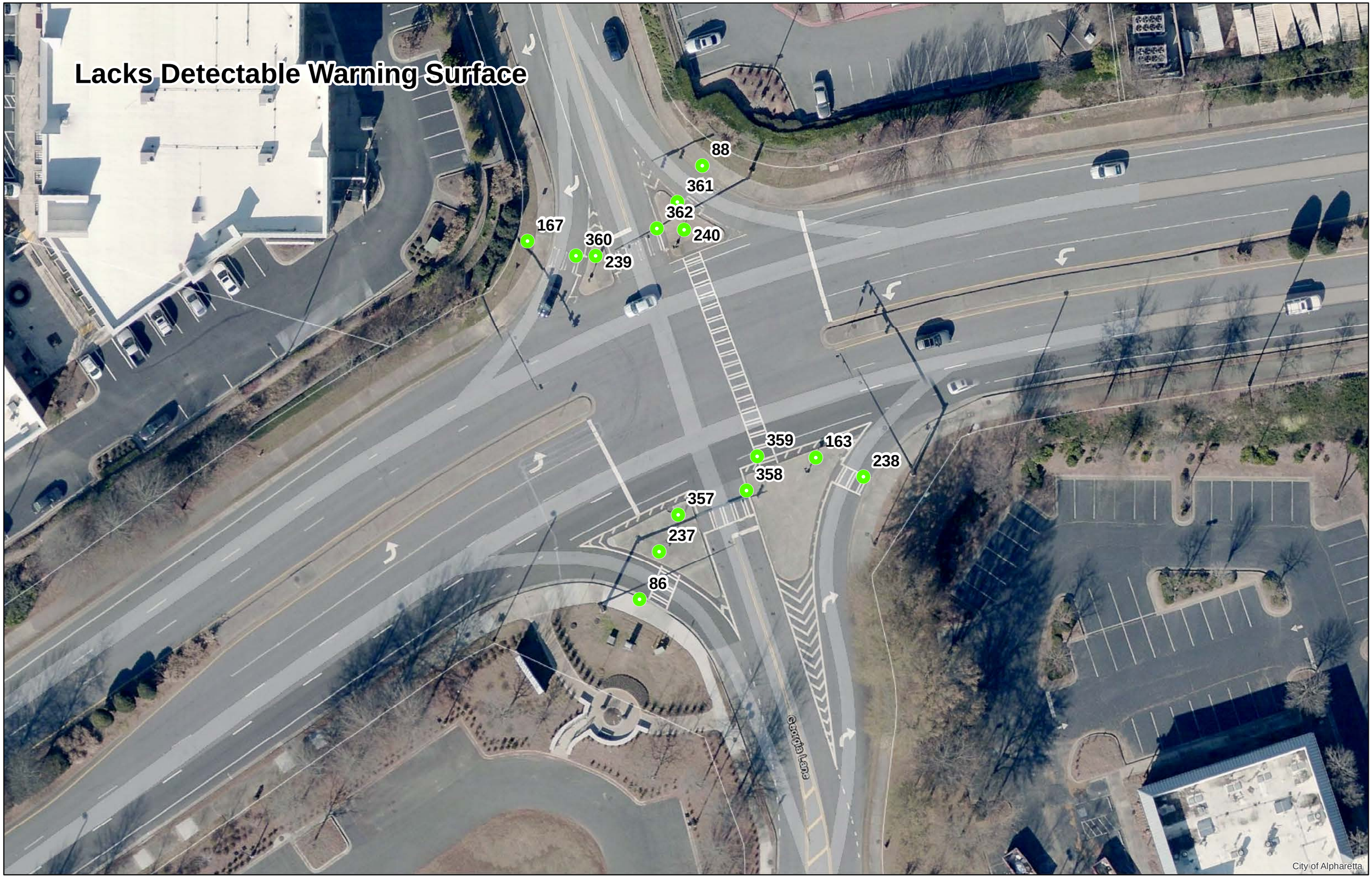
Lacks Detectable Warning Surface
88
361
362
240
167
360
239
359
163
238
358
357
237
86
Georgia Lane
City of Alpharetta

Lacks Detectable Warning Surface

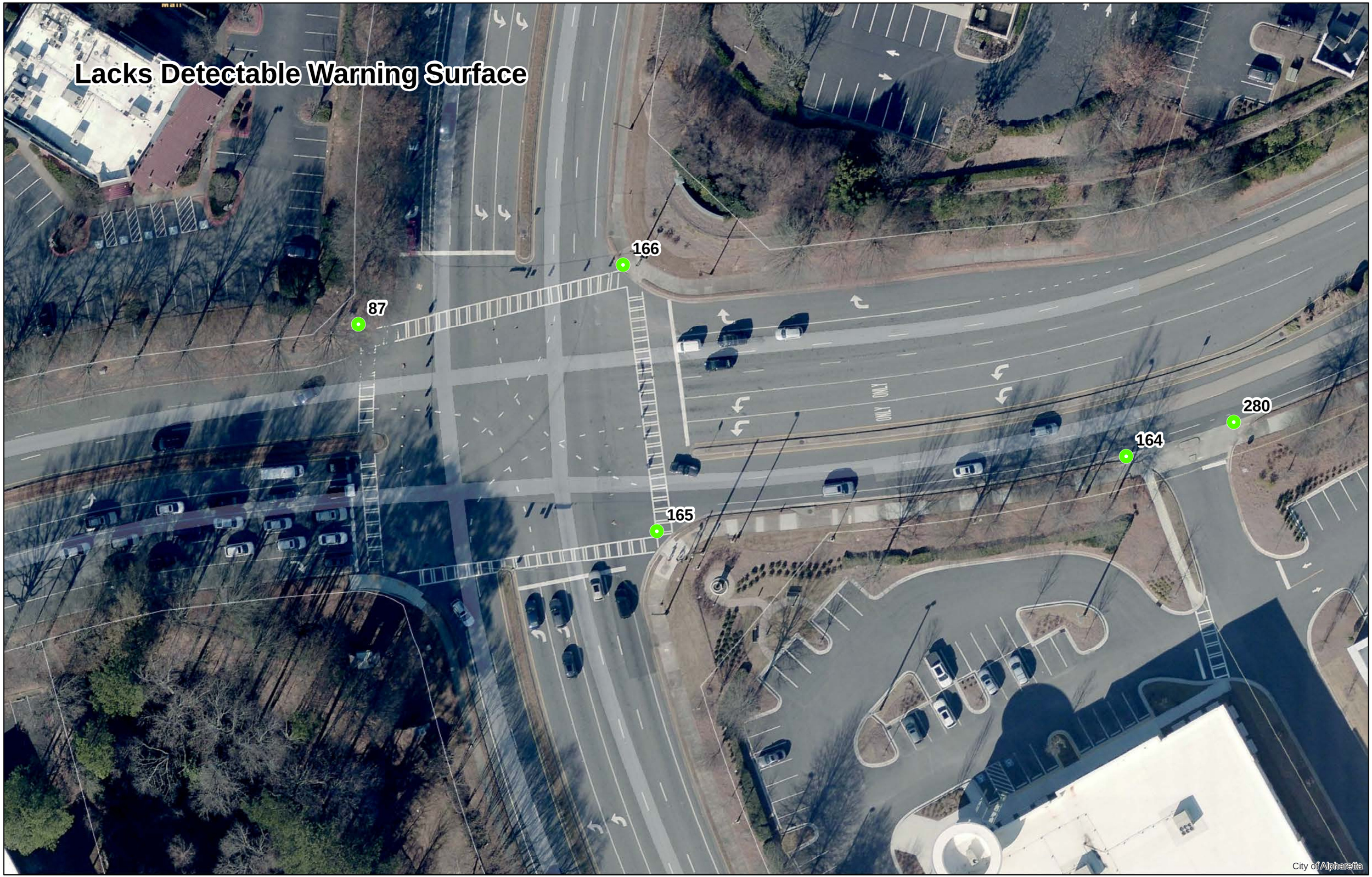

Lacks Detectable Warning Surface

Lacks Detectable Warning Surface

Lacks Detectable Warning Surface

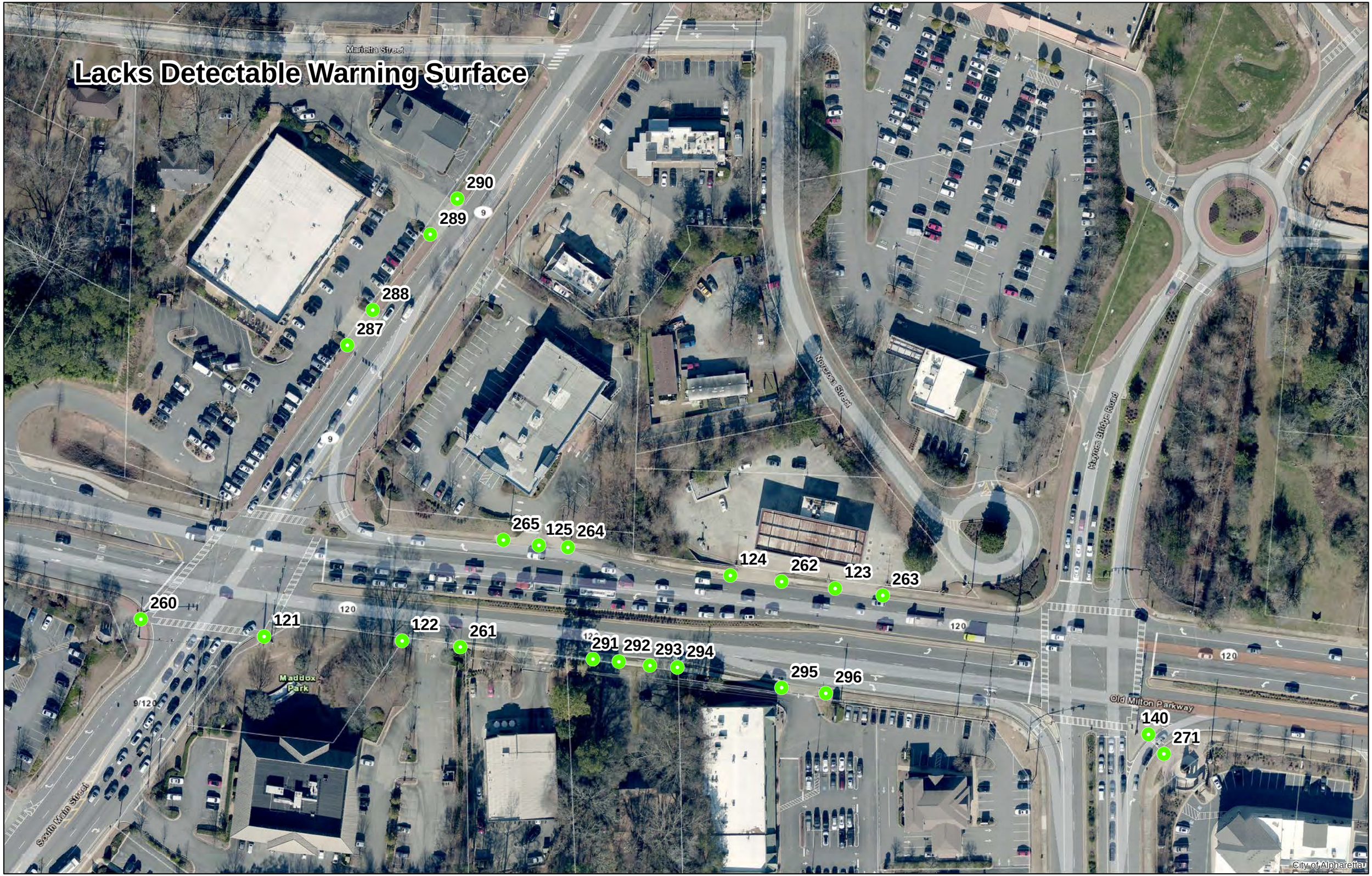

Lacks Detectable Warning Surface




Lacks Detectable Warning Surface
169
281
282
City of Alpharetta


Lacks Detectable Warning Surface
173
286
172
285
171
370
284
Kimball Bridge Road
City of Alpharetta

Lacks Detectable Warning Surface
120
Old Milton Parkway
120
377
376
Big Creek Gree
City of Alpharetta

A RESOLUTION OF THE MAYOR AND CITY COUNCIL OF THE CITY OF ALPHARETTA, GEORGIA ADOPTING THE CITY OF ALPHARETTA 2019 AMERICANS WITH DISABILITIES ACT TRANSITION PLAN

WHEREAS, the Americans with Disabilities Act (ADA) is a civil rights law prohibiting discrimination against individuals on the basis of disability; and

WHEREAS, enacted in July 1990 and amended in 2008, the ADA consists of five titles outlining protections in the areas of employment, state and local government services, public accommodations, telecommunications, and miscellaneous provisions; and

WHEREAS, Title II of the ADA pertains to the programs, activities, and services provided by public entities, and the City of Alpharetta must comply with this section of the Act; and

WHEREAS, The section states that, "no qualified individual with a disability shall, by reason of such disability, be excluded from participation in or be denied the benefits of the services, programs, or activities of a public entity, or be subjected to discrimination by any such entity;" and

WHEREAS, as required by Title II of the ADA, the City of Alpharetta has conducted a self-evaluation of its services, programs, activities, and facilities on public property and within public rights-of-way; and has developed a Transition Plan detailing the methods to be used to ensure compliance with ADA accessibility requirements; and

WHEREAS, all municipalities receiving federal aid or funds administered by the Georgia Department of Transportation (GDOT) are responsible under 42 USC 126 to submit an updated Transition Plan to GDOT in order to remain eligible to receive such funding and assistance;

NOW, THEREFORE, BE IT RESOLVED on this _____ day of _____, 2019 by the Mayor and City Council that the 2019 City of Alpharetta Americans with Disabilities Act Transition Plan is hereby approved and adopted.

[SIGNATURES ON FOLLOWING PAGE]

[SIGNATURE PAGE TO RESOLUTION ADOPTING ADA TRANSITION PLAN]

CITY OF ALPHARETTA, GEORGIA

By:_____
Jim Gilvin, Mayor

COUNCILMEMBERS

_____

_____

_____

_____

_____

_____

Attest:

_____
Erin Cobb, City Clerk (SEAL)

CITY COUNCIL MEETING
STAFF REPORT

Submitting Department: Finance
Submitted By: Thomas Harris
Meeting Date: April 8, 2019

I. AGENDA ITEM TITLE: NORTH POINT TAX ALLOCATION DISTRICT

II. RECOMMENDATION:

III. REPORT IN BRIEF:

Based on direction from City Council, staff retained Bleakly Advisory Group to assist the City in evaluating opportunities that could result from creating a Tax Allocation District (TAD) for the North Point Mall / LCI area.

Gary Mongeon with Bleakly Advisory Group will present the preliminary findings.

IV. ALTERNATIVES:

V. ATTACHMENTS:

Alpharetta North Point TAD Presentation Updated 4_8_19

ANALYSIS OF OPTIONS TO CREATE A NORTH POINT TAX ALLOCATION DISTRICT

April, 2019

THE CITY OF ALPHARETTA GEORGIA

DRAFT:

3/29/19

BACKGROUND

- Bleakly Advisory Group (BAG) is assisting the City to evaluate opportunities that could result from creating a Tax Allocation District (TAD) for the North Point Mall Area
- The TAD can be used a financing tool to:
  - Contribute toward eligible public costs identified in the North Point LCI Plan
  - Stabilize the performance of existing retail development in response to increasing competition from throughout the region
- This presentation overviews the TAD process, and then summarizes our preliminary findings regarding the potential financial implications and suggested boundaries for a TAD at North Point

TAX ALLOCATION DISTRICTS:

HOW THEY WORK

WHAT IS TAX INCREMENT FINANCING AND WHAT IS A TAD?

- The Redevelopment Powers Law is Georgia's version of tax increment financing (TIF) — an economic development tool used in 49 states and D.C.
  - TIF enables communities to invest incremental growth in property taxes on public improvements, or to incentivize development that would not be financially feasible otherwise
  - In Georgia, TIF can only be used within locally designated areas called Tax Allocation Districts (TADs) and TIF is often referred to "TAD incentives"
  - TADs and TAD incentives are NOT to be confused with property tax abatements granted by local development authorities, special service districts or with urban renewal
- Since 2003, voters in roughly 80 Georgia cities and counties, including Alpharetta, have authorized their local governments to use TIF for redevelopment purposes
  - Within Fulton County, multiple TADs have already been established in Atlanta, Hapeville, College Park, East Point and Union City
- Establishing a TAD can be a useful tool to help finance planned public improvements, accelerate an area's transition or stabilize its economic competitiveness in the region

WHY SHOULD THE CITY CONSIDER CREATING A TAD AT NORTH POINT?

- North Point is an important revenue generator for Alpharetta and Fulton Co. – preventing the area's economic decline is in the public interest
  - The Mall alone generated $4.0 million in real property taxes and an estimated $12.9 million in local sales taxes for the County, School District, City, MARTA, CID and regional transportation (t-SPLOST) programs in 2018
  - Other nearby businesses rely on the Mall to generate customer traffic – increasing its economic impact
- Due to recent trends impacting retailers locally and nationally, retail sales at North Point are trending downward, while vacancy rates have increased
  - The City desires to be proactive to help stabilize, transition and improve the area before economic conditions deteriorate to unacceptable levels
- In 2018 the City updated its LCI Plan for North Point to encourage more mixed-use, promote quality development, improve walkability and provide more amenities for residents and workers
  - Additional funding sources will be needed to help pay for public improvements outlined in the LCI Plan and achieve the City's vision for the area

WHAT WOULD THE CITY NEED TO DO TO ESTABLISH A TAD?

- The Redevelopment Powers Law enables cities and counties to designate "Redevelopment Areas" (RA) by local adoption of an approved Plan under guidelines specified in State law
  - TADs can only exist within locally approved Redevelopment Areas
- The local government has an obligation to demonstrate that the Area qualifies under the statute and that TAD incentives are necessary to achieve local objectives due to such factors as:
  - Inadequate public infrastructure to support desired development
  - Existing or threatened economic obsolescence – not performing to the community's desired condition or vision for the future
  - High market risk or emerging competition that negatively impacts existing conditions
  - High development costs
  - Property assembly issues
- Justification for designating North Point as a Redevelopment Area is based on its regional economic importance, emerging competitive threats and the City's desire to encourage high quality and mixed-use development in the area

WHAT WOULD A TAX ALLOCATION DISTRICT INCLUDE?

- A TAD consists of specific identified tax parcels within a designated Redevelopment Area where cities and counties may offer TIF to stimulate investment
  - A TAD can contain few or many tax parcels but must be within a Redevelopment Area
  - A TAD can encompass all or a portion of the Redevelopment Area – A Redevelopment Area can also contain more than 1 TAD
  - A TAD must be "certified" by the Georgia Department of Revenue to establish a base year for financing purposes
  - TADs usually have a finite life (typically 30 years) and can be dissolved by the local government at any time as long as no debt obligations are outstanding
- In Alpharetta's case the "Redevelopment Area" would be the LCI Study Area or similar boundary – the Tax Allocation District would include certain tax parcels within the LCI Study Area which either generate future TAD revenues or serve as receiving areas for public investment

WHAT INFORMATION MUST A REDEVELOPMENT PLAN INCLUDE?

- The law specifies the purpose and contents of a Redevelopment Plan, which are to:
  - Demonstrate that the area qualifies under the statute and justifies the City's use of its Redevelopment Powers
  - Outline the "business plan" and strategy to accomplish the City's objectives – including estimating future TAD revenues and identifying how those revenues will be used
  - Identify the boundaries of, and specific tax parcels within the Tax Allocation District
- In this case, the 2018 North Point LCI Plan Update can be used as the primary source document and strategy for the Redevelopment Plan
- A maximum of 10% of any jurisdiction's tax digest can be included within one or more TADs
  - This limitation influences decision making when setting the boundaries of a TAD

RECENT TAD EXAMPLES: DOWNTOWN DULUTH

Duluth has used TAD plus other incentives to attract $170 million in ongoing investment within its Downtown Area, including the redevelopment of a vacant shopping center on Buford Highway and re-use of the former City Hall.

REDEVELOPMENT PLAN APPROVAL STEPS

We are here

1. Identify Redevelopment Objectives and potential locations where TAD incentives might be applied
2. Prepare a Financial Analysis to determine the usefulness of offering TAD incentives
3. Define the boundaries of the Redevelopment Area and TAD(s)
4. Draft a Redevelopment Plan in accordance with the statutory requirements
5. Hold required Public Hearing(s) – Finalize the Redevelopment Plan
6. City Council Adopts Plan/TAD – DOR Certifies Base
7. Secure County Consent
8. Secure School District Consent
9. Negotiate Development Agreements for Individual TAD Projects

In some cases TADs are proposed by developers to improve project economics. In most cases TADs are created by local governments to implement plans and achieve policy objectives.

FACTORS CONSIDERED IN PROPOSING TAD BOUNDARIES FOR NORTH POINT

STUDY AREA

2017 LCI Boundary
Original LCI Boundary

Initial review included nearly 1,600 tax parcels covering 1,500+ acres

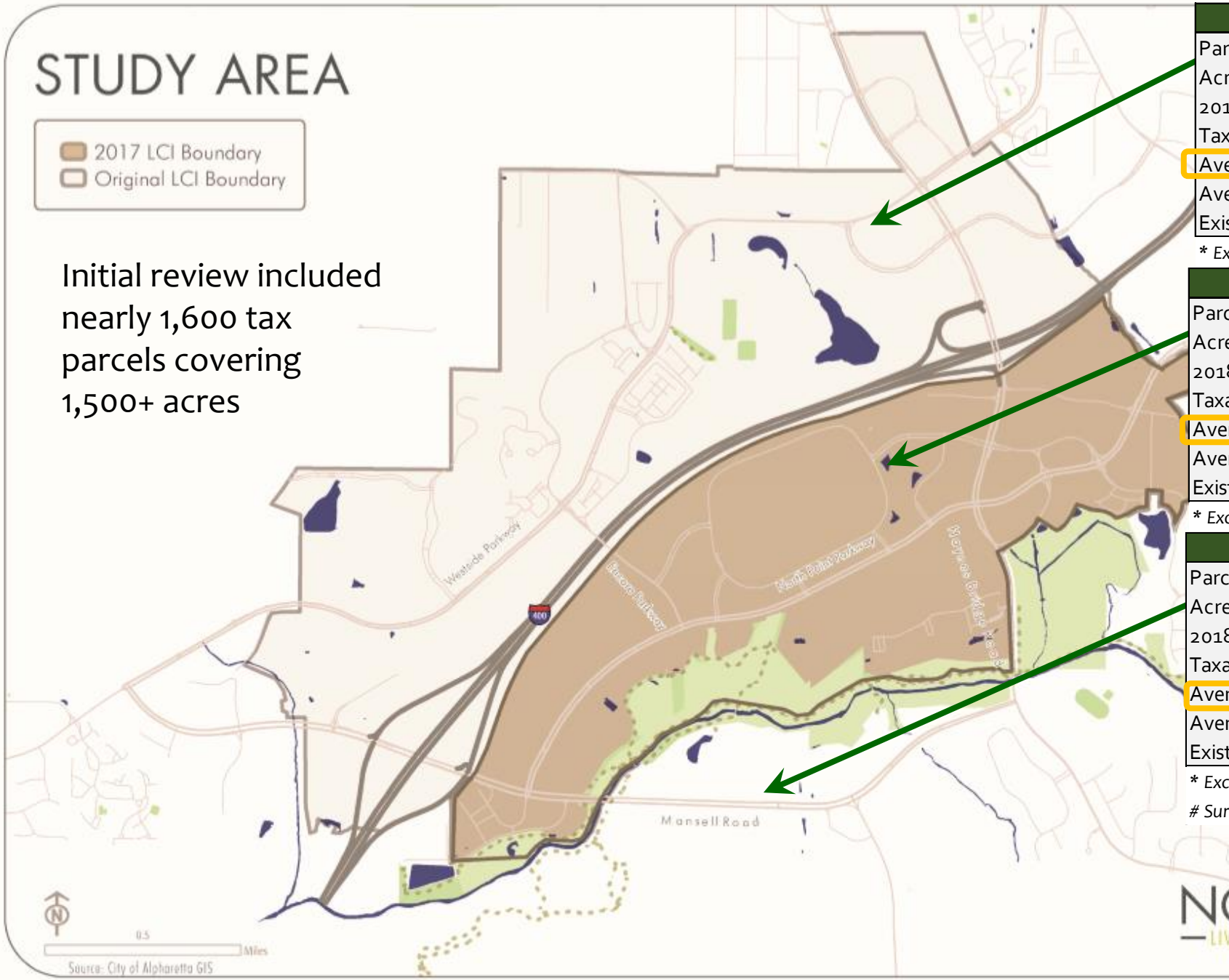

Balance of 2008 LCI Study Area	
Parcels	551
Acres	801
2018 Full Value	$935,261,860
Taxable Digest	$363,215,130
Average Taxable Full Value/Acre*	$1,189,164
Average Taxable Full Value/Parcel*	$1,679,055
Existing "Living Units" (Includes Hotel Rooms)	945

** Excludes tax exempt property.*

2017 LCI Study Area	
Parcels	311
Acres	561
2018 Full Value	$981,202,142
Taxable Digest	$388,936,490
Average Taxable Full Value/Acre*	$1,910,176
Average Taxable Full Value/Parcel*	$3,126,499
Existing "Living Units" (Includes Hotel Rooms)	978

** Excludes tax exempt property.*

#Development Surrounding the LCI Study Area	
Parcels	720
Acres	205
2018 Full Value	$273,438,060
Taxable Digest	$108,469,580
Average Taxable Full Value/Acre	$1,369,073
Average Taxable Full Value/Parcel	$383,014
Existing "Living Units" (Includes Hotel Rooms)	682

** Excludes tax exempt property.*

 # Surrounding Alpharetta parcels within roughly 1 mile of North Point Mall

NORTHPOINT
LIVABLE CENTERS INITIATIVE PLAN

THE CITY OF ALPHARETTA GEORGIA

LAND USES

- Analysis of Study Area land uses found that existing residential development was high-valued and not likely to change
  - Existing single-family residential, townhomes and apartment sites were excluded from the TAD's boundaries
  - Resulted in $391 million in current tax digest being removed from possible inclusion in the TAD

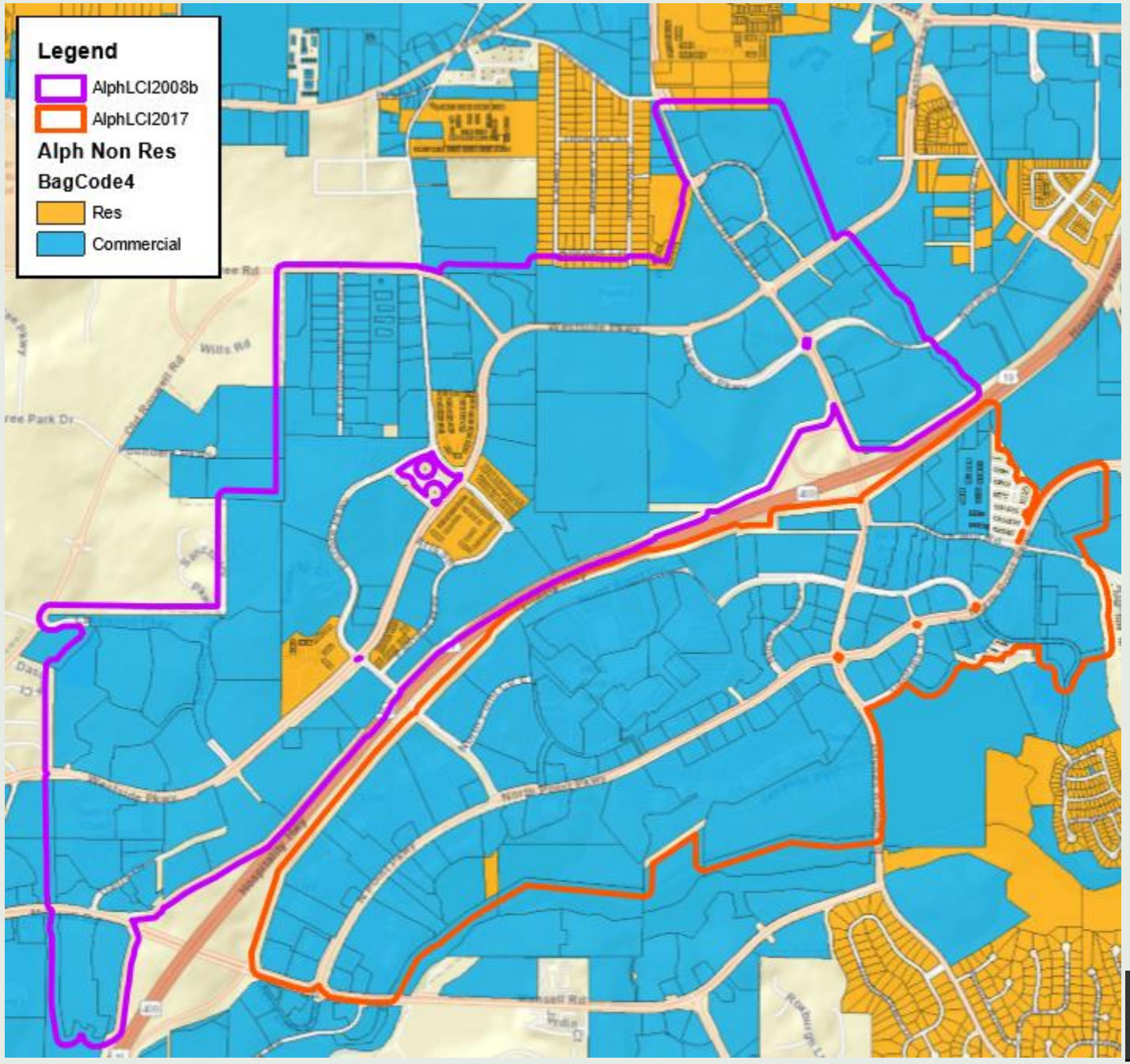

"VACANT" SITES

- Several sites listed as "vacant" in 2018 assessments could be incorporated within the TAD Boundaries
  - Sites total 334 acres with a 2018 digest of less than $23.8 million
  - Average value of only $71,200 per acre
  - Minimum of 4 sites have already been proposed for major development projects

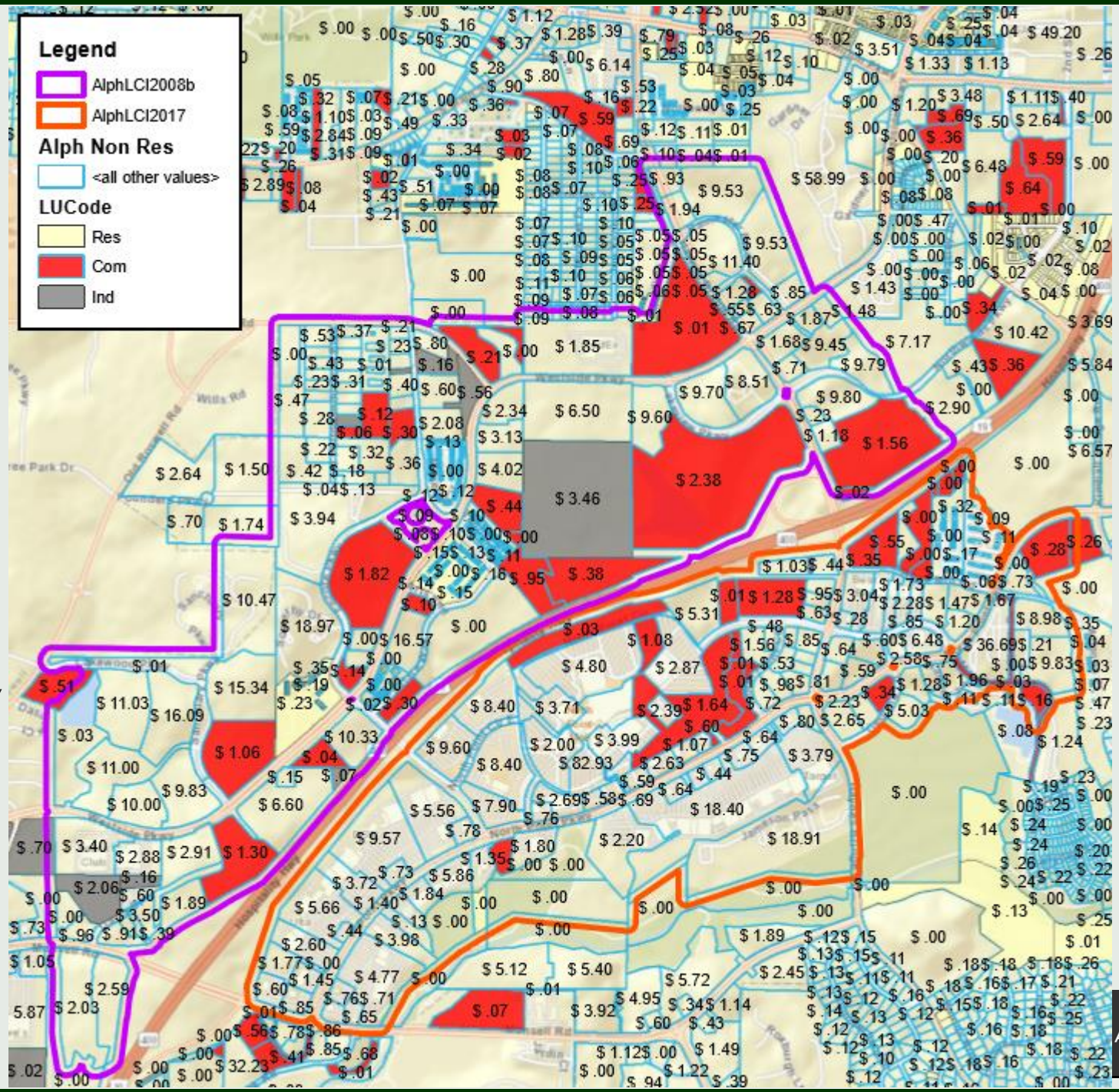

CURRENT DIGEST VALUES

- Several parcels in the area already have a taxable digest of more than $2.5 million per developed acre and are unlikely to change in the future
  - With the exception of some or all Mall parcels, most of these already developed properties were also excluded from the TAD boundaries

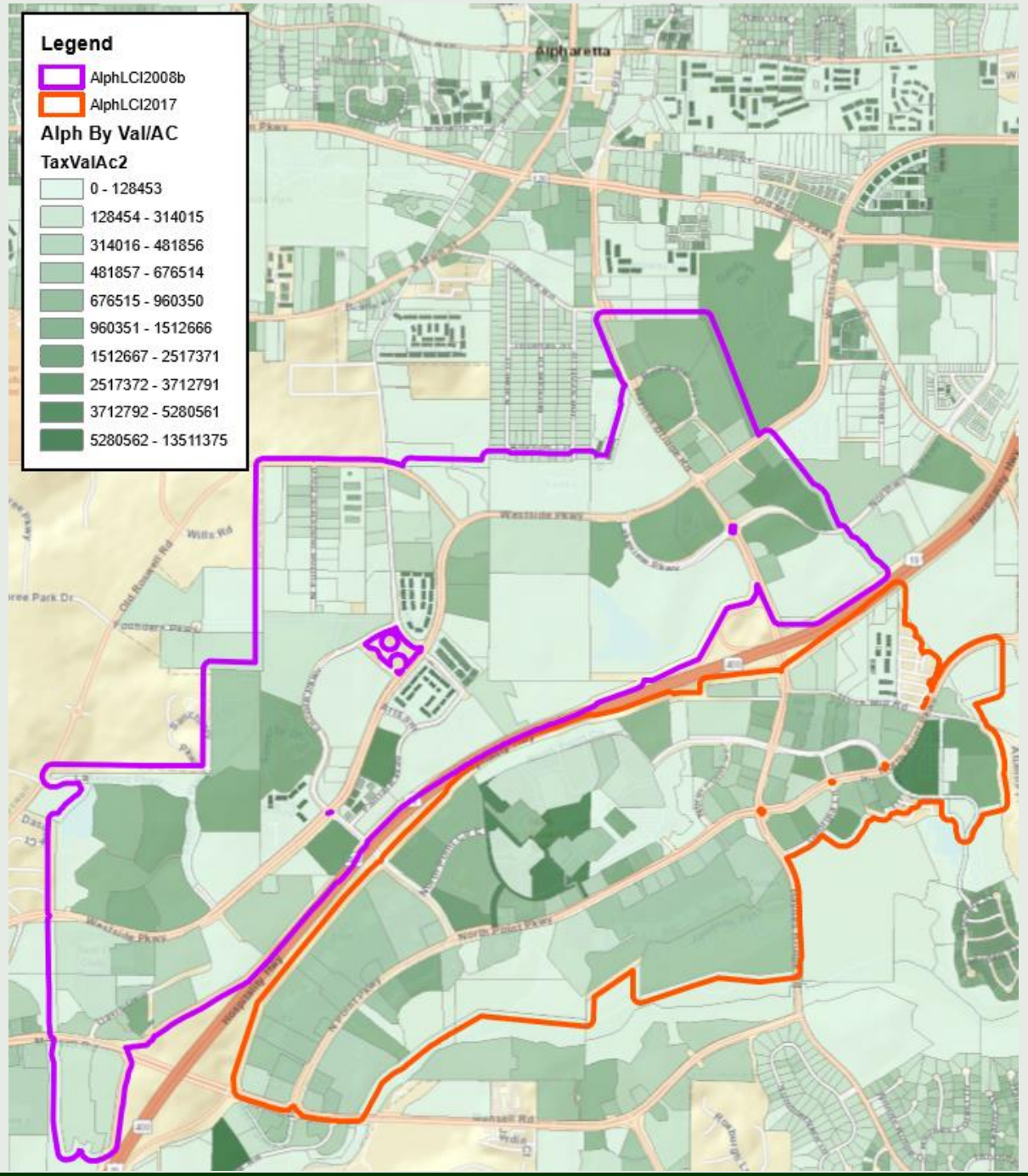

PROJECT SITES





- Several major proposed projects or sites, in varying stages of planning and permitting, could be included in the TAD to capture increment that can be used for parks, trails and public infrastructure

RELEVANT OBSERVATIONS FOR A POTENTIAL TAD

- 2017 LCI Study Area
  - Contains 8.2% of the City's total 2018 Net M&O Tax Digest – with an average taxable value of $800,000/acre
  - There is a modest vacant land inventory (+/-74 acres) – a portion of which could become available for future development
  - Some parcels have the potential to attract new investment and increase in value over time
  - Others parcels (particularly office buildings) already have a high value, are not likely to change, and would not contribute to a TAD
  - 21% of the total tax digest in the 560-acre LCI Study Area is attributed to a single 24.2 acre parcel which contains the North Point Mall's in-line stores, which are valued at more than $207.3 million

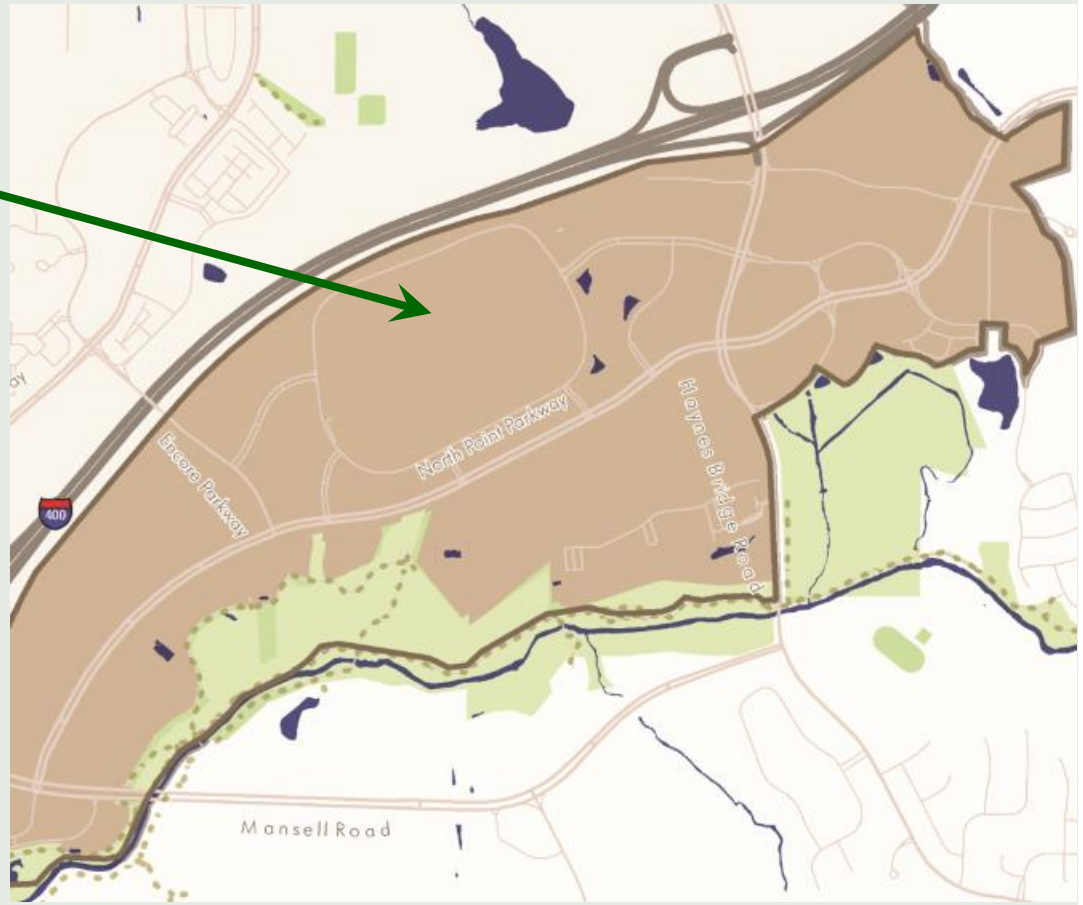

RELEVANT OBSERVATIONS FOR A POTENTIAL TAD

- Balance of 2008 LCI Study Area
  - Contains 7.6% of the City's total 2018 Net M&O Tax Digest
  - More residential in character (856 existing housing units) – accounting for 32% of acreage and 76% of its taxable digest
  - Retail, office and commercial uses are significantly lower valued per parcel and per acre
  - This area possesses more vacant land (+/-260 acres) plus industrial uses (84 acres) that should transition over time – including these parcels can generate tax increment <u>to invest in public improvements</u> within the TAD

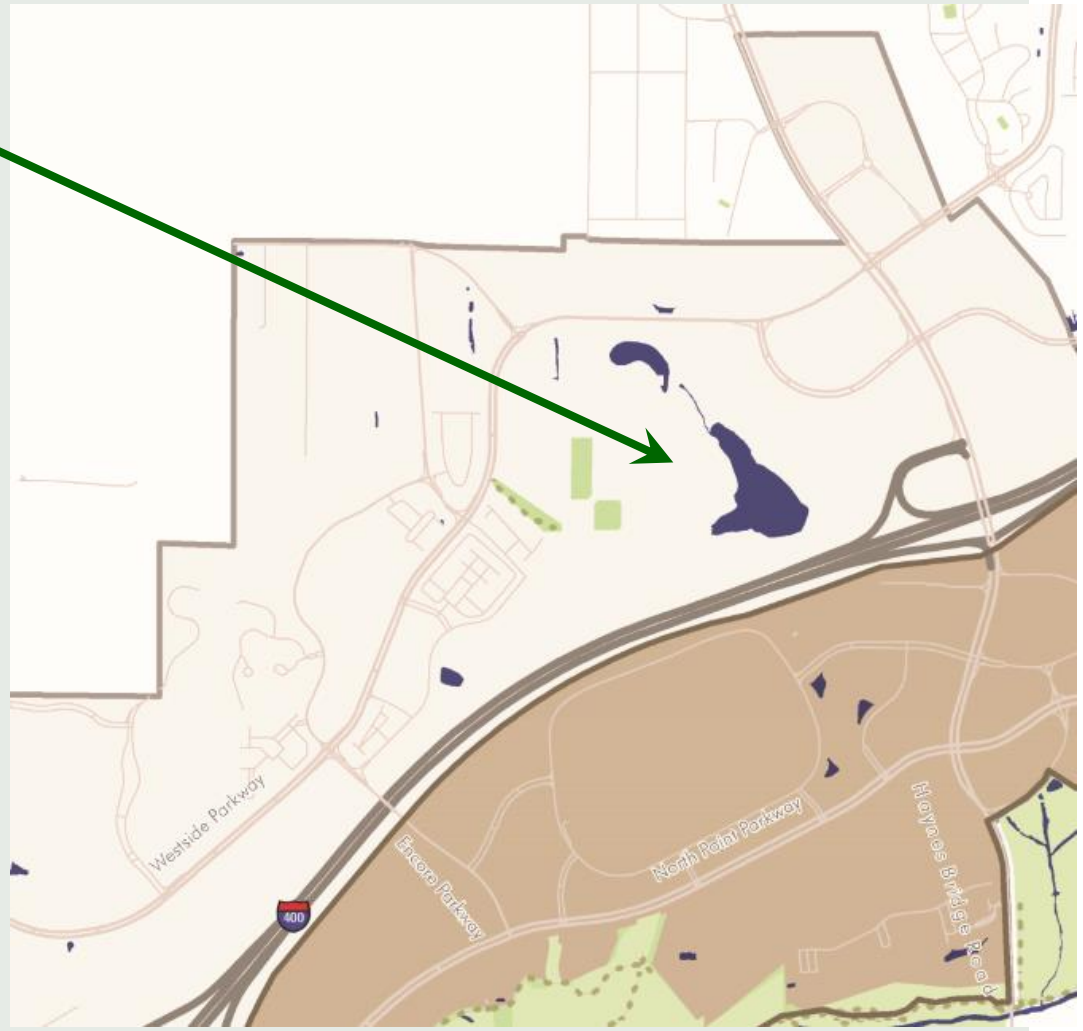

INITIAL SUGGESTED TAD MAP

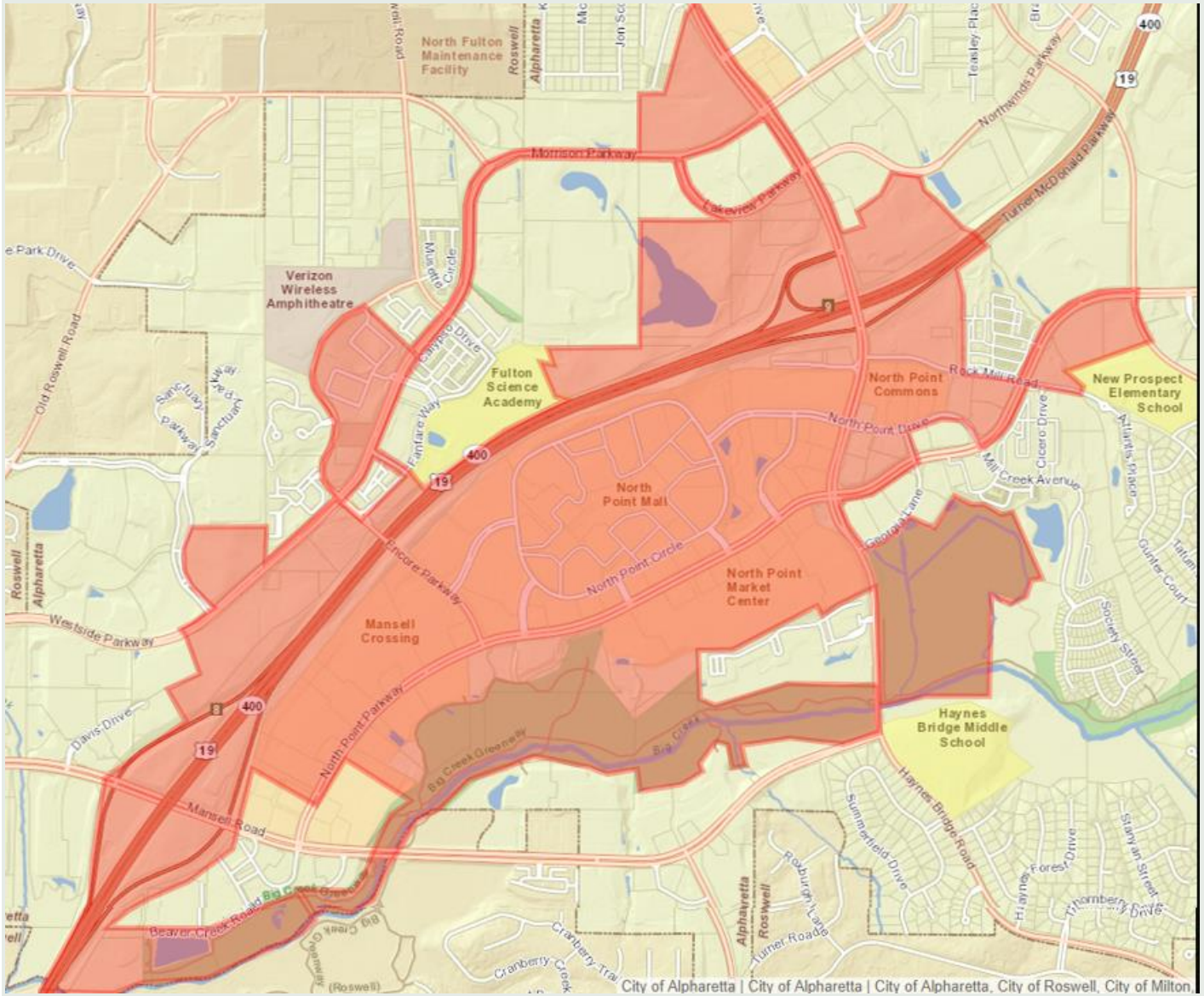

- Rationale
  - Totals nearly 775 acres, including the North Point Mall, other identified development sites, vacant parcels, and nearby retail properties which could benefit from the Mall's redevelopment
  - Excludes existing neighborhoods, apartments and high-valued office buildings
  - Incorporates public ROW and locations where trails, parks, streetscape and infrastructure investments are planned
  - Includes 6.1% of the Alpharetta's total M&O digest – leaving flexibility to address other parts of the City in the future

Summary Characteristics Preliminary TAD Boundaries	
Parcels	119
Acres	774.3
Taxable Digest	$290,836,290
City of Alpharetta M&O Digest (2018)	$4,755,345,441
Proposed TAD % of Total City Digest	6.1%

BleaklyAdvisoryGroup

POTENTIAL TAD INCREMENT (Preliminary Forecast)

- Identified projects have the potential to add substantial value to the TAD if all jurisdictions participate
- 20-Year TAD Revenues
  - All Jurisdictions Consent: $131.9 Million
  - City/County Only Consent: $ 59.2 Million
  - City Only: $ 18.5 Million

$132 million in total revenues over 20 years is equivalent to $65 million in "up-front" financing if all jurisdictions consent to participate

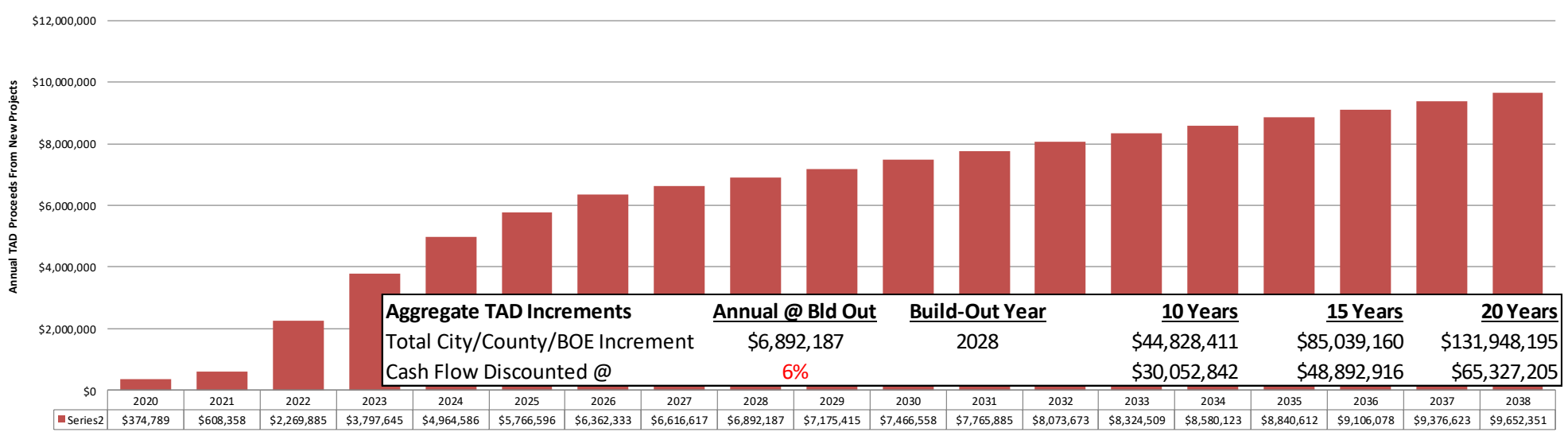

Aggregate TAD Increments	Annual @ Bld Out	Build-Out Year	10 Years	15 Years	20 Years
Total City/County/BOE Increment	$6,892,187	2028	$44,828,411	$85,039,160	$131,948,195
Cash Flow Discounted @	6%		$30,052,842	$48,892,916	$65,327,205

	2020	2021	2022	2023	2024	2025	2026	2027	2028	2029	2030	2031	2032	2033	2034	2035	2036	2037	2038
Series2	$374,789	$608,358	$2,269,885	$3,797,645	$4,964,586	$5,766,596	$6,362,333	$6,616,617	$6,892,187	$7,175,415	$7,466,558	$7,765,885	$8,073,673	$8,324,509	$8,580,123	$8,840,612	$9,106,078	$9,376,623	$9,652,351

BleaklyAdvisoryGroup

THE CITY OF ALPHARETTA GEORGIA

POTENTIAL USES OF TAD PROCEEDS

- The LCI update identifies roughly $155 million (in 2018$) of total recommended projects funded by both public and private sources. More than half of these total costs are estimated to be City's responsibility or shared with the private sector
- **IF** both the County and School District consent a TAD could potentially generate up to $65 million (35%) of total costs identified in the LCI plan, with the balance provided by other City funding sources or absorbed by private developers
- Future TAD proceeds could be used for:
  - Public Infrastructure
  - Parks & Greenspace
  - Walkability/connectivity improvements
  - Streetscape improvements (as local match)
  - Developer incentives to reduce vacancy
- Planned uses of TAD revenues would be specified in the Redevelopment Plan

FUTURE TAD PROCEEDS COULD BE USED FOR:

- Parks, greenspace, connectivity improvements, trails & place making (+/- 55% to 60% of total proceeds)



FUTURE TAD PROCEEDS COULD BE USED FOR:

- Public infrastructure and local match for streetscape improvements (25%-30%)

BleaklyAdvisoryGroup

FUTURE TAD PROCEEDS COULD BE USED FOR:

- Supporting private investments to reduce store vacancies (+/- 10% to 20% of total proceeds)

NEXT STEPS

- Authorize staff to have a redevelopment plan drafted – centered upon the general boundaries and strategy outlined in this presentation
- Continue to evaluate/refine potential TAD boundaries, revenue forecasts and uses of TAD proceeds as the redevelopment plan is being drafted
- Make initial contacts with County and School District representatives to begin building support for consent
- Work with owners of the North Point Mall to determine whether the best strategy for that project is to be part of a TAD or approached as a stand-alone project
- Goal is to have a draft plan prepared for public hearings and adoption - as soon as updated 2019 tax assessments become available