City Council Meeting
AUGUST 5, 2019

ALPHARETTA CITY HALL
COUNCIL CHAMBERS
2 PARK PLAZA
6:30 PM

I. CALL TO ORDER

II. ROLL CALL

III. PLEDGE TO THE FLAG

IV. CONSENT AGENDA

A. Council Meeting Minutes (Meeting of 7/22/2019)

B. Financial Management Report: Month Ending June 30, 2019

C. Alcoholic Beverage License Applications
PH-19-AB-20 FRC Balance LLC
d/b/a True Food Kitchen
2140 Avalon Boulevard
Alpharetta, GA 30005

Restaurant
Consumption on Premises
Beer, Wine, Liquor, Sunday Sales

Owner: FRC Balance LLC
Registered Agent: Edward Bowlby III

V. PUBLIC HEARING

A. PH-19-AB-19 Minimum Distance Requirement Waiver Request & PH-19-AB-18 Alcohol License Approval for Botiwalla

VI. NEW BUSINESS

A. Downtown Pedestrian Improvements

B. Roof Replacement at Multiple Public Safety Facilities (Fire Station 82; Evidence Building)

C. Tech Alpharetta Agreement Renewal

VII. WORKSHOP

A. Unified Development Code Text Amendments – Smoke Shop Definition
Council Sponsor: Ben Burnett
Consideration of text amendments to the Unified Development Code related to "Smoke Shop" regulations

VIII. PUBLIC COMMENT

IX. REPORTS

X. ADJOURNMENT TO EXECUTIVE SESSION

City Council Meeting
STAFF REPORT

Submitting Department: City Clerk
Submitted By: Erin Cobb
Sponsored By:
Meeting Date: August 5, 2019

I. AGENDA ITEM TITLE: COUNCIL MEETING MINUTES (MEETING OF 7/22/2019)

II. RECOMMENDATION:

III. BUDGET IMPLICATIONS:

BUDGETED ITEM: NO
FISCAL IMPACT: NO
INCLUDED IN CURRENT FY CPTL BUDGET: NO
INCLUDED IN CURRENT FY OPRT. BUDGET: NO
TOTAL PROJECT COST:
APPROPRIATIONS:

ACCOUNT TITLE/NUMBER	DOLLAR AMOUNT

EXTERNAL FUNDING SOURCES:

ACCOUNT TITLE/NUMBER	DOLLAR AMOUNT

IV. REPORT IN BRIEF:

V. ALTERNATIVES:

VI. ATTACHMENTS:

City Council Meeting draft minutes 7-22-2019

City Council Meeting
July 22, 2019
Office of the City Clerk

ALPHARETTA CITY
HALL COUNCIL
CHAMBERS
2 PARK PLAZA
6:30 PM

This summary is provided as a convenience and service to the public, media and staff. It is not the intent to record proceedings verbatim. Any reproduction of this summary must include this notice. Public comments are noted as heard by Council, but not quoted or paraphrased. This document includes limited presentation by Council and invited speakers in summary form. This is not an official record of the Alpharetta City Council Meeting proceedings. Official Minutes are recorded and available for review.

I. CALL TO ORDER

- *Mayor Pro Tem Donald F. Mitchell called the meeting to order at 6:30 p.m.*

II. ROLL CALL

- Council Members
  - Mayor Jim Gilvin (absent)
  - Mayor Pro Tem Donald F. Mitchell
  - Jason Binder
  - Ben Burnett
  - John Hipes
  - Dan Merkel
  - Karen Richard
- Staff
  - Bob Regus, City Administrator
  - Sam Thomas, City Attorney
  - James Drinkard, Asst. City Administrator
  - Peter Sewczwicz, Director of Public Works
  - Major Scott Mechler – Support Services for Public Safety
  - Morgan Rodgers, Director of Recreation, Parks & Cultural Services
  - Kathi Cook, Director of Community Development
  - Michael Woodman, Senior Planner
  - Tom Harris, Director of Finance
  - Cris Randall, Director of Human Resources
  - Amanda Musilli – Community Services Manager
  - Matthew Thomas – Economic Development Manager

III. PLEDGE TO THE FLAG

IV. PRESENTATIONS

A. Lieutenant Greg Jones 30-Year Service Award

V. CONSENT AGENDA

A. Council Meeting Minutes (Meeting of 7/15/2019)

B. Alcoholic Beverage License Applications

PH-19-AB-17 Shree & Shree LLC
d/b/a Shell
2005 Hembree Road
Alpharetta, GA 30005

Convenience Store Retail Package Sales
Beer, Wine, Sunday Sales

Owner: Ritaben Brahmbhatt
Registered Agent: Ritaben Brahmbhatt

- Council Member Merkel offered a motion to approve the consent agenda
  - The motion received a second from Council Member Burnett
  - The motion was approved unanimously (6-0); Mayor Gilvin absent

VI. PUBLIC HEARING

A. V-19-02: 112 Thompson Street / Bed & Breakfast Variance

- Senior Planner, Michael Woodman, came forward to present this item.
- Staff recommends Mayor and Council approve V-19-02 Magnolia Bed & Breakfast Variance, subject to the following conditions:

  1. Property shall be developed substantially similar to submitted plan, dated 6/11/2019, except for modifications required to comply with the zoning district regulations and conditions below.

  2. Building architecture, materials and design shall comply with the Alpharetta Downtown Code regulations, subject to review by the City's Downtown Consultant and final approval by DRB.

  3. Building/accessory structures shall have a residential scale and character, as approved by DRB. The building footprint (including decks) of the bed and breakfast shall not exceed 5,450 square feet and total building size shall not exceed 12,450 square feet, which is similar to the footprint and size of the adjacent townhome building in Midwick.

  4. Use of the property shall be limited to 'Bed and Breakfast' with no more than 14 guest rooms and one (1) residential unit, with uses only permitted within a

new structure, as approved by the DRB. Up to 300 square feet of meeting space shall be permitted within the Bed and Breakfast. A café with seating for no more than 15 people shall be permitted within the Bed and Breakfast for the primary purpose of serving guests but may also be open to the public. A special event facility shall not be permitted to operate on the property.

5. Thompson Street shall generally be improved as follows: 36' half width right-of-way to incorporate 8' sidewalk (concrete with brick paver banding), 6' planting area, 8' on-street parking, and 10' travel lane, with final approval by Staff. Final streetscape shall match the approved streetscape standards and include decorative pedestrian lighting as approved by Staff.

6. Roadways with on-street parking shall incorporate curb extensions at intersections.

7. Decorative paver aprons shall be required at each project driveway, as approved by Staff.

8. Fencing visible from the public right-of-way shall be decorative, as approved by Staff. Unfinished wood fences and decks shall not be permitted.

9. Parking and drive aisle, as depicted on the submitted plan, shall be allowed between the building and the street.

10. Parking area shall be screened from Thompson Street with a low wall, berm and/or decorative hedge, as approved by DRB.

11. ~~Dumpster enclosure shall not be visible from Thompson Street or the Alpha Loop and shall maintain a setback of at least 25' from any residentially-zoned property. Dumpster enclosure shall have exterior materials which are compatible with the primary building.~~ Trash shall be handled in a residential manner, with no dumpster on site.

12. Magnolia grouping along Thompson Street shall be saved, if streetscape improvements do not impact trees with final approval by Staff.

13. Developer shall identify locations with significant tree groupings and incorporate those groupings into the final site plan, as approved by Staff.

14. Off-site tree encroachment shall be limited to no more than 20% on the CRZ and shall require notification/approval by property owner, as approved by administrative variance.

15. There shall be no encroachment on the stream buffer or impervious setback, except to connect to the Alpha Loop.

16. There shall be a minimum 10' heavily planted landscape strip along the eastern and western property lines, as approved by DRB.

- The applicant, Rhonda Moss, is requesting consideration of a variance to allow a bed and breakfast building to encroach into the stream buffer, as well as to allow parking between the road and the building. The property owner proposes to redevelop the site with a 15-room 'Bed & Breakfast' with café and special event facility. The subject property is located at 112 Thompson Street on the north side of Thompson Street just east of Kingry Lane.

- The submitted request, if approved as submitted, would allow for the redevelopment of the subject property with a 15-room 'Bed & Breakfast' with café and special event facility. The applicant proposes variances to allow for encroachment into a portion of a City stream buffer, as well as to allow parking between the road and the building. The subject property is located at 112 Thompson Street on the north side of Thompson Street just east of Kingry Lane.

- The 1.54-acre property is developed with a 1-story, 2,416 square foot brick ranch home with a day light basement and built in 1964. A non-perennial stream runs along the north side of the property and impacting approximately 30 – 40% of the property. The property is zoned O-P (Office-Professional). Surrounding properties are zoned DT-R (Downtown Residential) and R-4A (Dwelling, 'For-Sale', Attached Residential) to the north, R-12 (Dwelling, 'For-Sale', Residential) to the west, O-I (Office-Institutional) to the south and DT-LW (Downtown Live-Work) to the east. The Rowes and Academy Park Subdivisions are located to the north, Ransopher Law Offices to the west, US Post Office to the south and Midwick Subdivision to the east.

- The applicant is requesting a variance from Unified Development Code (UDC) Appendix A: Alpharetta Downtown Code, Subsection 2.4.6, Vehicle Access and Parking Locations, to allow parking and a drive aisle between a building and the closest street. It is the applicant's intent to provide pedestrian access to the Alpha Loop. The subject property has topographical challenges due to the presence of a stream running along the northern portion of the property. If approved, conditions are recommended requiring aesthetic and screening landscape enhancements to screen the parking area from Thompson Street.

- The applicant also requests a variance to allow the building to encroach into the City's stream buffer. Unified Development Code (UDC) Section 3.3.6(C)(1)(a) Stream Buffer Protection – Land Development Requirements requires a 50' undisturbed natural vegetative buffer on both banks of a non-perennial stream and an additional 25' impervious setback. Impervious cover is prohibited within the 25' impervious setback, which includes man-made structures that impede the natural infiltration of water into the ground. The variance request is likely the result of the proposed building and uses being too intense for the property and therefore is not supported by a hardship.

- The applicant's site plan depicts a 2-story, 19,333 square foot Bed & Breakfast building, including 15 guest rooms, owner's suite, café and special event facility. Due to the site's topography, the building is 2-stories from Thompson Street and 3-stories at the rear. Approximately 34 surface parking spaces and four (4) on-street parallel spaces are depicted on the site plan, of which three (3) spaces and a one-way drive aisle are shown between the building and Thompson Street. The applicant's site plan appears to account for the required Thompson Street streetscape improvements.

- A gazebo and surface parking are depicted within the 75' impervious setback in conjunction with the on-site stream. A section of the Alpha Loop is depicted and has been constructed on the subject property through the City's stream buffer. It is recommended that the bed and breakfast be designed and laid out to have a residential scale and character, including but not limited to, a reduction in the building footprint, elimination of the special event facility, limitations on the size of the café and no encroachments on the stream buffer.

- Staff has reviewed the application and is in general agreement with the variance request to allow parking and a drive aisle between the road and the building as it would provide a better connection to the Alpha Loop. However, staff does not support the variance request to allow for encroachments into the stream buffer. The Comprehensive Land Use Plan designation the property, 'Mixed Use Live Work', supports both residential and commercial uses along the Thompson Street corridor.

- The applicant's proposal is too intense for the subject property and should be revised to have a residential scale and character. It is recommended that the special event facility not be permitted, which would allow the building footprint to be reduced and moved out of the stream buffer. The request to allow parking between the road and the building can be supported due to the topographical challenges of the site. In addition, a 10' landscape strip should be required along the eastern property line adjacent to Midwick to screen the parking lot, including a heavy evergreen screen, since outdoor deck and patio is closer to eastern property line. A 5' landscape strip should be required along the western property line to screen the parking lot drive aisle.

- The report submitted by the applicant states that the adjacent property owners were contacted regarding the applicant's intent. The applicant's citizen participation report reflects support for the bed and breakfast and concerns from surrounding residents, including concerns over parking, traffic and noise.

- The City has received correspondence from surrounding residents with a variety of concerns with the applicant's proposal, including traffic, parking, noise, special event facility use, size of structure and architecture. Many supported the 'Bed and Breakfast' portion with café on a smaller, more residential scale.

- The CZIM was held on May 8, 2019. There were five (5) comments on the sign-in sheet, of which four (4) residents had concerns over parking, traffic, noise, dumpster and the special event use and one (1) comment in support of the proposal.

- The applicant, Rhonda Moss, came forward to address questions from Mayor and Council, as well as residents' concerns.

Public Comment:

- Sanford Seidman, 12513 Wexcroft Lane, Alpharetta, came forward to speak in opposition of this item.

- Steve Stolle, 2459 Claystone Lane, Alpharetta, came forward to speak in opposition of this item.

- James Avioli, 2380 Melina Place, Alpharetta, came forward to speak in opposition of this item.

- Gariel Burchett, 2441 Loxford Lane, Alpharetta, came forward to speak in opposition of this item.

- Marsha Dean, 305 Banbury Crossing, Alpharetta, came forward to speak in opposition of this item.

- Ron Coleman, 12517 Wexcroft Lane, Alpharetta, came forward to speak in opposition of this item.

- Kevin Kern, 415 Banbury Crossing, Alpharetta, came forward to speak in opposition of this item.

- Kimberly Jager, 2505 Milford Lane, Alpharetta, came forward to speak in opposition of this item.

❖ Council Member Richard offered a motion to deny V-19-02 Magnolia Bed & Breakfast Variance

  - The motion to deny received a second from Council Member Binder

  - The motion was approved unanimously (6-0); Mayor Gilvin absent

- Mayor Pro Tem Mitchell requested we take a 5-minute recess.

B. V-19-07 Northwest Exterminating Variance

NOTE: This item has been deferred at the request of the applicant and will be neither heard nor discussed at this meeting. The item has been rescheduled to the August 26, 2019 City Council Meeting.

C. V-19-08 Hembree Center Variance

- Director of Community Development, Kathi Cook, came forward to present this item.

- Staff recommends Mayor and Council approve V-19-08 Hembree Center Variance request to allow a property to be developed without the minimum street frontage and on lots less than one (1) acre in the LI (Light Industrial) zoning district and Deny variance request to eliminate tree islands in the parking lot, subject to the following conditions:

  1. Property shall be developed substantially in accordance with submitted plan prepared by AEC, dated 5/1/2019, except for modifications required to comply with the conditions below.

  2. A final subdivision plat shall be required depicting proposed lot lines and easements and referencing the final Council conditions and Covenants, Conditions & Restrictions (CC&R's), as approved by Staff.

  3. CC&R's shall be recorded and shall limit the use of the subject property to conditioned, self-storage with no lodging or dwelling.

  4. Parking lot shall comply with the City's tree island requirements.

5. Self-storage use shall not be used for lodging or dwelling. Kitchens shall be prohibited.

6. Developer shall plant additional shrubs around detention pond wall along Hembree Road and project entrance and paint interior wall of detention pond with a dark color to blend with the surroundings, as approved by Staff.

7. Developer shall provide a 10' undisturbed buffer, replanted where sparse, around the perimeter of the subject property.

- The applicant, Atlantic/Hembree, LLC, is requesting variances to eliminate the requirement for a property to have street frontage, eliminate the requirement for parking lot tree islands and to allow conditioned self-storage condominium (fee simple) units on land under one (1) acre in the LI (Light Industrial) zoning district. The subject property is located at the rear of 1815 Hembree Road on the south side of Hembree Road just west of Maxwell Road.

- The submitted request, if approved, would allow a property to be developed without street frontage and on lots less than one (1) acre in the LI (Light Industrial) zoning district. Access is proposed by way of an access easement through a drive aisle on an existing light industrial site. The subject property is located at the rear of 1815 Hembree Road on the south side of Hembree Road just west of Maxwell Road.

- The subject property is located to the rear of the Hembree Center, which is an 80,000 square foot flex warehouse, manufacturing and storage facility and is located at 1815 Hembree Road. The applicant's property is undeveloped, except for a gravel parking lot that was previously permitted by way of variance approval. The property and surrounding properties are zoned LI (Light Industrial). The Comprehensive Land Use Plan designation of the property is 'Business, Manufacturing, Warehousing, Light Industrial', which allows the proposed 'Self-Storage' use.

- The applicant is requesting the following variances from the Unified Development Code (UDC):

    - UDC Subsection 1.3.3, Street Frontage. No building shall be erected on a lot which does not have frontage for at least 40 feet on a street.

    - UDC Subsection 3.2.8(C), Parking Lot Landscaping. The applicant is requesting to eliminate the required tree islands required to shade a parking lot.

    - UDC Subsection 2.2.17(D), Light Industrial District Regulations. The applicant is requesting lots less than one (1) acre in the LI zoning district to allow for the self-storage units to be individually sold, or fee-simple ownership.

- The applicant's site plan depicts a 3.95-acre landlocked parcel of land with access provided through an easement over an existing drive aisle at the Hembree Center, 1815 Hembree Road. The subject property represents an extension of the existing Hembree Center and is proposed to be developed with seven (7), one-story luxury self-storage buildings totaling 75,000 square feet of building area. According to the applicant, the storage buildings are designed for storage of upscale items, such as cars, boats and recreational vehicles and will be for-sale, condominium units, versus being rented.

- Parking proposed to serve the subject property is located off-site on the adjacent property (Hembree Center – 1815 Hembree Road) and at the entrance to Phase 2. A total of 75 parking spaces are depicted on the site plan, which meets the UDC parking requirement of one (1) parking space per 1,000 square feet for wholesale and industrial uses. If approved, the parking lot should meet the UDC-required parking lot design standards, including the provision of planted tree islands to shade the parking lot. According to the applicant, the existing stormwater facility along Hembree Road was designed and has the capacity to serve the proposed Phase 2 development.

- Staff has reviewed the applicant's proposal and finds that it can generally support the requested variances, except the variance request to eliminate parking lot tree islands is not supported. If approved, conditions are recommended requiring parking lot tree islands, a final subdivision plat to be recorded and approved by Staff and Covenants, Conditions & Restrictions regulating the use of the subject property.

- The report submitted by the applicant states that property owners within 500' were contacted regarding the applicant's intent. The report states that no comments were received.

- The CZIM was held on June 12, 2019. There was one (1) public comment on the sign-in sheet with concern over the use being 'Man-Caves', as presented by the property owner.

- Peter Stewart, representing the property ownership group, came forward to speak on behalf of the applicant.

- Bradley Riffel, with AEC, came forward to speak on behalf of the applicant.

Public Comment:

- No Public Comment

❖ Council Member Richard offered a motion to approve V-19-08 Hembree Center Variance request to allow a property to be developed without the minimum street frontage and on lots less than one (1) acre in the LI (Light Industrial) zoning district and Deny variance request to eliminate tree islands in the parking lot, subject to the following conditions:

1. Property shall be developed substantially in accordance with submitted plan prepared by AEC, dated 5/1/2019, except for modifications required to comply with the conditions below.

2. A final subdivision plat shall be required depicting proposed lot lines and easements and referencing the final Council conditions and Covenants, Conditions & Restrictions (CC&R's), as approved by Staff.

3. CC&R's shall be recorded and shall limit the use of the subject property to conditioned, self-storage with no lodging or dwelling.

4. Parking lot shall comply with the City's tree island requirements.

5. Self-storage use shall not be used for lodging or dwelling. Kitchens shall be prohibited.

6. ~~Developer shall plant additional shrubs around detention pond wall along Hembree Road and project entrance and developer shall paint or stain the interior portion of detention pond wall that can be seen by the public from a passenger car on Hembree Road, paint or stain color shall be dark and be complimentary to the surroundings, as approved by Staff.~~

7. Developer shall provide a 10' undisturbed buffer, replanted where sparse, around the perimeter of the subject property.

- The motion received a second from Council Member Merkel
- Council Member Burnett offered a motion to table the item
- Council Member Burnett's motion did not receive a second
- The motion from Council Member Richard was approved (4-2); Council Member Burnett and Mayor Pro Tem Mitchell voting in opposition; Mayor Gilvin absent

VII. OLD BUSINESS

A. Ordinance: Calling the City of Alpharetta General Election (2nd Reading)

- Staff recommends the approval of an ordinance calling for the 2019 Alpharetta General Election.
- The Georgia Election Code requires that when a municipality authorizes their County to conduct their Election, the municipality shall by Ordinance, authorize such an action. This Ordinance serves to meet that statute requirement and in addition provides the following:
  - Calls the Alpharetta General Election
  - Provides Publication and Notice of the Alpharetta General Election
  - Provides notification of the candidate qualification period and reaffirms the associated fees
  - Provides notice of voter registration deadline for the Alpharetta General Election
- City Attorney, Sam Thomas, read the ordinance aloud.

❖ Council Member Merkel offered a motion to approve the ordinance calling the City of Alpharetta General Election.

- The motion received a second from Council Member Burnett
- The motion was approved unanimously (6-0); Mayor Gilvin absent

B. Ordinance: Calling of a Referendum (Special) Election (2nd Reading)

- Staff recommends that Mayor and City Council approve an ordinance to regulate and provide for the calling of a referendum (special) election to be held in conjunction with the state-wide general election on November 5, 2019, to determine the approval or rejection of the elimination of the income restriction for the $10,000.00 homestead exemption from City of Alpharetta ad valorem taxes for residents 65 years and older; to provide for the publication and notice of the election; and to establish a voter registration cut-off date.

- House Bill 430 was passed by the General Assembly of the State of Georgia during the 2018 legislative session and signed into law on April 30, 2019. House Bill 430 allows the City of Alpharetta to eliminate the income restriction for the $10,000.00 homestead exemption from the City's ad valorem taxes for residents 65 years and older.

- The additional homestead exemption granted by the Act is conditioned upon approval by a majority of the qualified electors residing within the City limits. The Act further provides that the City shall conduct an election for purposes of submitting the Act to the electors. This special election will be held in conjunction with the state-wide general election on November 5, 2019.

- City Attorney, Sam Thomas, read the ordinance aloud.

❖ Council Member Merkel offered a motion to approve the ordinance calling of a referendum (Special) Election to be held in conjunction with the state-wide general election on November 5, 2019, to determine the approval or rejection of the elimination of the income restriction for the $10,000.00 homestead exemption from City of Alpharetta ad valorem taxes for residents 65 years and older; to provide for the publication and notice of the election; and to establish a voter registration cut-off date

- The motion received a second from Council Member Hipes

- The motion was approved unanimously (6-0); Mayor Gilvin absent

C. Ordinance: Calling of a Referendum (Special) Election (2nd Reading)

- Staff recommends the approval of an ordinance to regulate and provide for the calling of a referendum (special) election to be held in conjunction with the state-wide general election on November 5, 2019, to determine the approval or rejection of an additional $5,000.00 regular homestead exemption for City of Alpharetta ad valorem taxes; to provide for the publication and notice of the election; and to establish a voter registration cut-off date.

- House Bill 431 was passed by the General Assembly of the State of Georgia during the 2018 legislative session and signed into law on April 30, 2019. House Bill 431 allows the City to provide an additional $5,000.00 homestead exemption for the City's ad valorem taxes.

- The additional homestead exemption granted by the Act is conditioned upon approval by a majority of the qualified electors residing within the City limits. The Act further provides that the City conduct an election for the purpose of submitting the Act to the electors for approval or rejection. This election will be held in conjunction with the state-wide general election on November 5, 2019.

- City Attorney, Sam Thomas, read the ordinance aloud.

❖ Council Member Binder offered a motion to approve the ordinance calling of a referendum (Special) Election to be held in conjunction with the state-wide general election on November 5, 2019, to determine the approval or rejection of an additional $5,000.00 regular homestead exemption for City of Alpharetta ad valorem taxes; to provide for the publication and notice of the election; and to establish a voter registration cut-off date

  - The motion received a second from Council Member Merkel

  - The motion was approved unanimously (6-0); Mayor Gilvin absent

VIII. NEW BUSINESS

A. Retail Condominium Unit (Milton Avenue Parking Deck) - Award ITB 19-012 and Purchase and Sale Agreement

- Director of Finance, Tom Harris, came forward to present this item.

- Staff recommends Mayor and Council award Bid No. 19-012 to GCKR Realty, LLC. as the high-bidder for the purchase of the City-owned Commercial Condominium Unit located in the Milton Avenue parking deck and authorize the Mayor to execute a Purchase and Sale Agreement and all other necessary documents.

- Property Synopsis:

  - The Commercial Condominium Unit (the "Retail Unit") is an enclosed shell space of approximately 4,779 sq. ft. just off Main St. (SR 9), in the heart of Alpharetta's downtown business and governmental district. It is part of a City-owned site improvement located at 92 Milton Avenue, Alpharetta, GA consisting of a new 4-level public parking garage with another condominium unit (referred to herein as the "Civic Unit") and on-street public parking. The Retail Unit has street front access and visibility on the ground floor of the new parking garage. Between the garage and the on-street public parking, there is a total of 272 neighboring public parking spaces. Nearby streetscape and pedestrian improvements are either underway, in progress, or in place, making this location very desirable and accessible.

  - The property offered for sale is the Retail Unit as defined in the condominium declaration. The City will retain ownership of the Parking Garage and the Civic Unit within the condominium.

- Invitation to Bid (#19-012) – Commercial Condominium Unit (the "Retail Unit"):

  - The Departments of Finance, Community Development, City Administration, and the City Attorney worked jointly to prepare a request for bids (ITB 19-012) for the sale of the Retail Unit to the highest bidder subject to the stipulations set forth in the condominium declaration and related documents.

  - ITB 19-012 was issued on May 2, 2019 and advertised during May-June with two on-site visits to ensure exposure. Bids were received on June 13, 2019 with the proposals as follows:

    - $876,600 GCKR Realty, LLC
    - $601,138 Steven P. Beecham
    - $600,000 Davis Group Investors, LLC
    - $96,000 One South Main, LLC

  - The City recommends awarding ITB 19-012 to GCKR Realty LLC as the high bidder. Earnest funds in the amount of five percent (5%) have been received and deposited. A Purchase and Sale Agreement is attached in a substantially finalized version. The City is obligated to fund broker fees ($13,000) and transfer taxes (if any) from the sales price. GCKR Realty LLC will fund all other expenses (e.g. third-party reports and inspections, escrow or closing fees, deed recording fees, etc.).

  - Net Proceeds will be deposited into the Non-Allocated Account within the Capital Project Fund for future allocation by the City Council.

Public Comment:

- No Public Comment

❖ Council Member Merkel offered a motion to award Bid No. 19-012 to GCKR Realty, LLC. as the high-bidder for the purchase of the City-owned Commercial Condominium Unit located in the Milton Avenue parking deck and authorize the Mayor to execute a Purchase and Sale Agreement and all other necessary documents and reserve the right to make minor modifications to the contract

- The motion received a second from Council Member Binder

- The motion was approved unanimously (6-0); Mayor Gilvin absent

B. Contract: License Plate Reader Program

- Support Services for Public Safety, Major Scott Mechler, came forward to present this item.

- Staff recommends Mayor and Council approve as presented an agreement with Georgia Power in an amount not to exceed $67,320.00, to provide for equipment and services necessary to establish a SiteView license plate reader program and authorize the Mayor to execute all necessary documents.

- Included in the approved FY2020 Budget was a Public Safety Department operating initiative to establish a license plate recognition (LPR) camera program. The program will allow for the detection and apprehension of wanted vehicles and persons, traffic violators, and suspects involved in serious crimes including burglaries, entering autos, and other serious crimes. Statistical data will be collected indicating the number of identified wanted persons and vehicles, the number of apprehensions that result, and the number of crimes that are solved based upon data captured from LPR cameras.

- Under this initiative, an agreement is being created between the City and Georgia Power that will allow for the placement of LPR cameras at strategic locations around Alpharetta. Three locations are planned for FY2020. The agreement includes LPR cameras, mounting hardware, power connections, communication hardware and service, maintenance and repair, and access to the Vigilant LPR database which we currently subscribe. The agreement can be terminated at any time with a 30-day notice.

Public Comment:

- No Public Comment

❖ Council Member Hipes offered a motion to approve an agreement with Georgia Power in an amount not to exceed $67,320.00 to provide for equipment and services necessary to establish a SiteView license plate reader program, and authorize the Mayor to execute all necessary documents

  - The motion received a second from Council Member Richard

  - The motion was approved unanimously (6-0); Mayor Gilvin absent

C. Ordinance to Amend Chapter 46 of the Code of the City of Alpharetta by adding a new Article VI entitled "Automated Traffic Enforcement Safety Systems" (1st Reading)

- Support Services for Public Safety, Major Scott Mechler, came forward to present this item.

- Staff recommends Mayor and Council adopt the ordinance to amend Chapter 46 of the Code of the City of Alpharetta by adding a new Article VI entitled "Automated Traffic Enforcement Safety Systems".

- The Department of Public Safety requests an Ordinance to amend Chapter 46 of the Code of the City of Alpharetta by adding a new Article VI entitled "Automated Traffic Enforcement Safety Systems" for the purpose of authorizing the use of Automated Traffic Enforcement Safety Devices in school zones within the City.

- During the 2017-2018 legislature, the Georgia General Assembly passed HB 978, which was passed into law, allowing the use of photo/video enforcement in school zones under the Official Code of Georgia Annotated, Title 40 and Title 20. The law also set requirements for local legislation, school board endorsement, state permitting, execution, and the implementation of camera enforcement.

- In order to comply with State requirements and to begin to use automated traffic enforcement safety devices within our school zones, the City must approve an Ordinance authorizing such use. Along with meeting other requirements set forth by the State, the proposed ordinance sets the times of operation; establishes a 30 day grace period before issuing citations; requires the posting of warning signs; requires sending photographic evidence to violators and a website that can be accessed by the public; requires Police review of all violations; establishes that violations are civil cases and may be contested; sets local courts as the jurisdiction to hear contested notices; and establishes fines with the 1st offense fine to be $75.00 and subsequent offenses are $125.00, along with a $25.00 electronic processing fee.

- City Attorney, Sam Thomas, read the ordinance aloud.

Public Comment:

- Clifford Martin, 700 Anna Lane, Alpharetta, came forward to speak in opposition of this item.

❖ Council Member Hipes offered a motion to adopt the ordinance to amend Chapter 46 of the Code of the City of Alpharetta by adding a new Article VI entitled "Automated Traffic Enforcement Safety Systems".

- The motion received a second from Council Member Merkel

- The motion was approved unanimously (6-0); Mayor Gilvin absent

D. Local Jobs Creation Grant Renewal

- Economic Development Manager, Matthew Thomas, came forward to present this item.

- Staff recommends Mayor and Council approve the adoption of the second amendment to the Intergovernmental Contract between the City of Alpharetta and the Alpharetta Development Authority to extend the sunset date of the Local Jobs Creation Grant program to June 30, 2021.

- The Local Jobs Creation Grant was established as an intergovernmental agreement with the City of Alpharetta and the Development Authority of Alpharetta on October 21, 2013 with a five-year sunset date.

- The grant's purpose is to encourage and support Alpharetta companies hiring Alpharetta residents.

- The program was created to support the State of Georgia's Quality Jobs Tax Credit and Opportunity Zone Tax Credit at the local level.

- The first amendment to the program was approved in November 2018 and has now reached beyond its' extended sunset date of June 2019. As of June 30, 2019, the Development Authority of Alpharetta has unspent Local Jobs Creation Grant funds totaling $32,500.00.

- The second amendment extends the IGA term to June 30, 2021. A revised Incentive Description is also included.

Public Comment:

- No Public Comment

❖ Council Member Burnett offered a motion to approve the adoption of the second amendment to the Intergovernmental Contract between the City of Alpharetta and the Alpharetta Development Authority to extend the sunset date of the Local Jobs Creation Grant program to June 30, 2021.

- The motion received a second from Council Member Merkel

- The motion was approved unanimously (6-0); Mayor Gilvin absent

- ***Council Member Richard temporarily left the room.***

E. On-Call Equipment Rental for Events (RFP 19-116)

- Director of Recreation, Parks & Cultural Services, Morgan Rodgers, came forward to present this item.

- Staff recommends Mayor and Council award contracts for a period of up to 5-years each for the on-call provision of equipment and associated services to support the City's special events to Atlanta Tent Rentals and to It's My Party Rentals; and authorize the Mayor to execute all necessary documents.

- The Department of Recreation, Parks, and Cultural Services (DRPCS) maintains on-call contracts for the rental of tents, tables, and chairs to support a wide variety of special events held throughout the year. The inventory and services required varies considerably in order to support small events to large-scale productions such as the Taste of Alpharetta.

- With the current contract ending, Staff prepared an RFP that was released on April 11, 2019, with proposals due on May 09, 2019. A total of three proposals were received and reviewed by a committee comprised of DRPCS staff. The committee evaluated the responses based upon equipment needs, equipment condition, delivery charges, and existing inventory of each proposed vendor.

- Based upon the evaluation, Staff recommends the award of 5-year on-call contracts to two vendors. The first contract would be with Atlanta Tent Rental and would be primarily for our larger-scale events. The second contract would be exclusively for smaller-scale events and would be with It's My Party Rentals. Each vendor has demonstrated experience with providing the materials and services needed for the

size and scope of events for which the respective contracts are being recommended and have provided such services to the City of Alpharetta.

Public Comment:

- No Public Comment

❖ Council Member Binder offered a motion to award contracts for a period of up to 5-years each for the on-call provision of equipment and associated services to support the City's special events to Atlanta Tent Rentals and to It's My Party Rentals; and authorize the Mayor to execute all necessary documents.

  - The motion received a second from Council Member Burnett

  - The motion was approved unanimously (5-0); Council Member Richard absent and Mayor Gilvin absent

F. Wills Park Equestrian Center Survey

- Director of Public Works, Pete Sewczwicz, came forward to present this item.

- Staff recommends Mayor and Council approve Tetra Tech, Inc.'s proposal for survey of the Wills Park Equestrian Center in an amount not to exceed $94,930.00 and authorize the Mayor to execute all necessary documents.

- Earlier this year, Tetra Tech prepared a survey of the wooded portion of Wills Park Equestrian Center south of the creek and to the east of the existing stables. Tetra Tech was selected from the City's on-call engineering firms based on their familiarity with Wills Park and the existing stormwater and environmental conditions. To date, they have worked on the Foe Killer Creek Watershed Study, design of a regenerative stormwater conveyance within the park, and design of drainage improvements at the Equestrian Center.

- This request is for the expansion of Tetra Tech's survey to be utilized by the Recreation, Parks, and Cultural Services Department in the planning and development of construction plans for the Equestrian Center Concepts identified in the Wills Park Master Plan. The new survey area will extend west of the existing surveyed area to Wills Road. The northern limit of the survey will remain the creek centerline and the southern limit will be the park property line. The scope of work will include, but is not limited to, wetland delineation and mapping, topographic survey, tree survey, and underground utility location. The survey is anticipated to be completed within six weeks of a notice to proceed.

- Tetra Tech is currently under contract (Contract #16-1009C) with the City to provide on-call engineering services.

- ***Council Member Richard returned to the meeting.***

Public Comment:

- No Public Comment

❖ Council Member Binder offered a motion to approve the Tetra Tech, Inc.'s proposal for survey of the Wills Park Equestrian Center in an amount not to exceed $94,930.00 and authorize the Mayor to execute all necessary documents.

- The motion received a second from Council Member Hipes
- The motion was approved unanimously (6-0); Mayor Gilvin absent

IX. WORKSHOP

A. Changes to the City Code of Alpharetta Alcohol Ordinance Council Sponsor: Dan Merkel

- Director of Community Development, Kathi Cook, came forward to present this item.
- Presented for discussion by City Council are proposed changes to Chapter 4 Alcoholic Beverages pertaining to City department enforcement and the definition of mixed-use development district.

X. PUBLIC COMMENT

- No Public Comment

XI. REPORTS

- Council Member Burnett made an announcement regarding an item he may bring forward with respect to UDC changes and the light industry area, however he will bring this item to Council at a later date when Mayor Gilvin is in attendance.
- Council Member Binder announced the Home by Dark concert series that is scheduled for Saturday, July 27th in Brooke Street Park. Additionally, Alpharetta, Roswell, Johns Creek, and Milton have partnered with the YMCA to present a Special Needs Services and Expo on July 27th at 10:00 a.m. at the Alpharetta Community Center.

XII. ADJOURNMENT TO EXECUTIVE SESSION

❖ Council Member Richard offered a motion to adjourn to Executive Session

- The motion received a second from Council Member Merkel
- The motion was approved (5-1); Council Member Burnett voting in opposition; Mayor Gilvin absent

❖ With no further business to discuss or items to be heard, Mayor Pro Tem Mitchell adjourned the meeting at 8:58 PM

Respectfully submitted,

Erin Cobb

Erin Cobb, City Clerk

City Council Meeting
STAFF REPORT

Submitting Department: Finance
Submitted By:
Sponsored By:
Meeting Date: August 5, 2019

I. AGENDA ITEM TITLE: FINANCIAL MANAGEMENT REPORT: MONTH ENDING JUNE 30, 2019

II. RECOMMENDATION:

Approve the Financial Management Reports for the month ending June 30, 2019 (period 12 of Fiscal Year 2019).

III. BUDGET IMPLICATIONS:

BUDGETED ITEM: NO

FISCAL IMPACT: NO

INCLUDED IN CURRENT FY CPTL BUDGET: NO

INCLUDED IN CURRENT FY OPRT. BUDGET: NO

TOTAL PROJECT COST:

APPROPRIATIONS:

ACCOUNT TITLE/NUMBER	DOLLAR AMOUNT

EXTERNAL FUNDING SOURCES:

ACCOUNT TITLE/NUMBER	DOLLAR AMOUNT

IV. REPORT IN BRIEF:

On a monthly basis, the Finance Department prepares detailed revenue and expenditure statements for all city operating funds (including prior-year comparisons for the General Fund).

In addition, this report includes:

1. Detailed capital project report including life-to-date activity;
2. Payments $5,000 and greater;
3. Purchase orders with an estimated cost between $5,000 and $50,000; and
4. Status of current year bids/RFPs.

V. ALTERNATIVES:

VI. ATTACHMENTS:

Financial Management Report (June 2019)

City of Alpharetta, GA

Finance Department
2 Park Plaza, Alpharetta, GA 30009
Thomas G. Harris, Finance Director
(678) 297-6094 (o)
www.alpharetta.ga.us

Financial Management Reports

THE CITY OF
ALPHARETTA
GEORGIA

for the month ending
June 30, 2019
(period 12 of 12 – unaudited)

Financial Management Reports
Fiscal Year 2019

Table of Contents

Transmittal Letter 1

General Fund 6

- Revenue Summary and Collection Comparison 7
- Expenditure Summary by Department 9
- Expenditure Summary by Category 11

Grant Funds 13

Capital Project Funds 16

Special Revenue Funds (with CIP) 26

Other Items

- Payments $5,000 and Greater 30
- PO's between $5,000 and $50,000 34
- Bid/RFP Status 36
- GAAP Financial Statements 39

Alpharetta Development Authority 71

- Revenue & Expenditure Report 72
- GAAP Financial Statements 75

2 PARK PLAZA
ALPHARETTA, GA 30009
PHONE: 678.297.6000
WWW.ALPHARETTA.GA.US

TO: HONORABLE MAYOR AND CITY COUNCIL MEMBERS

FROM: THOMAS G. HARRIS, FINANCE DIRECTOR

DATE: AUGUST 5, 2019

RE: FINANCIAL MANAGEMENT REPORTS AS OF JUNE 30, 2019

The documents contained herein represent the financial management reports for the City of Alpharetta ("city") as of the period ending June 30, 2019.

The Finance Department is currently in the process of closing the accounting books for Fiscal Year 2019 (FY 2019). The figures represented herein are subject to change in accordance with accounting entries made during the closing process.

General Fund

Revenue: The following section pertains to information detailed in the attached Revenue Summary and Collection Comparison report. FY 2019 revenues are budgeted at $68 million (net of Carryforward Fund Balance totaling $6 million). As of June 30, 2019, actual revenue collections exceed 100%.

Many of our revenue sources are distributed with a one-month delay. As part of the year-end close process, the Finance Department will accrue revenue back to the period in which it was earned. As such, revenues for FY 2019 will increase during the closing process. The 2019 Estimated column represents the Finance Department's forecast of final revenue collections.

Collection trends indicate a net gain over budget of $5 million with the detail as follows:

- Property Taxes $ 402,539
- Motor Vehicle Title Taxes 116,000
- Local Option Sales Taxes 1,100,000
- Franchise Taxes 337,930
- Insurance Premium Taxes 212,996
- Real Estate Transfer Taxes 130,000
- Building Permit Fees 1,287,710
- Court Fines (146,219)

MAYOR
JIM GILVIN

MAYOR PRO TEM
DONALD F. MITCHELL

COUNCIL MEMBERS
JASON BINDER
BEN BURNETT
JOHN HIPES
DAN MERKEL
KAREN RICHARD

CITY
ADMINISTRATOR
ROBERT J. REGUS

• Plan Review Fees	359,850
• Development Permits/Fees	94,921
• Investment Earnings	595,578
• Other	487,747
	$4,979,052

Motor Vehicle Title Tax (TAVT) collections is trending 9% higher than FY 2018 ($933,613 was collected in FY 2018) and is estimated to total $1 million by year-end (non-standard revenue collection as it is dependent upon vehicle sales) which is $116,000 greater than budget. Main driver includes a revision in the TAVT formula that increases the local share from 45% to 51% pursuant to the underlying legislation in addition to vehicle sale activity.

Local Option Sales Taxes is trending 6% higher than FY 2018 and is estimated to total $16.8 million by year-end ($15.9 million was collected in FY 2018) which is $1.1 million greater than budget.

Franchise Tax collections are estimated to total $6.5 million in FY 2019, which represents an increase over budget of $337,930. Collections in FY 2018 totaled $6.2 million. The growth in FY 2019 is due primarily to the partial-year impact of raising the Cable Franchise Fee from 3% to 5% effective January 1, 2019 as well as growth in electric franchise fee collections. The largest portion of Franchise Fees comes from GA Power and Suwanee (electric) and totaled $4.7 million in 2019 (2018 collections totaled $4.5 million).

Insurance Premium Tax collections total $4.1 million in FY 2019 ($212,996 greater than budget) and represent an 8% increase over FY 2018 collections of $3.8 million.

Building Permit Fee collections total $2.9 million in FY 2019 ($1.3 million greater than budget) and represent a 29% increase compared to FY 2018 collections of $2.2 million.

Municipal Court Fine collections total $1.8 million in FY 2019 ($146,219 less than budget) and represent a 2% increase over FY 2018 collections.

Plan Review Fee collections total $1.1 million ($359,850 greater than budget) and represent a 47% increase over FY 2018 collections of $719,380. Plan review fees were adjusted in the 1st quarter of 2019 to keep pace with cost drivers.

Development Permit Fee collections total $244,921 ($94,921 greater than budget) and represent a 31% increase over FY 2018 collections of $187,353.

Investment Earnings total $745,578 ($595,578 greater than budget) and represent a significant increase over FY 2018 collections of $227,599. Factors include rising interest rates coupled with a change in investment strategy (e.g. shifts within a small portion of the portfolio towards longer-term investments and higher investment returns).

Expenditures: The following section pertains to information detailed in the attached Expenditure Summary by Department (expenditure rollup by department) and Expenditure Summary by Category (expenditure rollup by account) reports.

As of June 30, 2019, city departments (not including General Government[1]) have encumbered and expensed 93%, or $56 million, of their FY 2019 budget appropriations. As part of the yearend close process, the Finance Department will accrue expenditures back to the period in which they were incurred. As such, expenditures for FY 2019 will increase during the closing process but are estimated to remain within budgetary appropriations.

Contingency: The General Fund contingency balance totals $1.6 million.

Special Revenue Funds (large funds only)

The following section references information included within the attached GAAP Financial Statements.

Hotel/Motel Fund: FY 2019 revenues are budgeted at $9 million (net of carryforward fund balance totaling $1.8 million) with budgeted disbursements as follows: Alpharetta Convention & Visitor's Bureau (43.75% or $3.8 million); Facilities (18.75% and a portion of the carryforward fund balance detailed above; $979,963 for debt service on the Series 2016 Convention Center Bonds, $465,804 for eligible initiatives such as the Arts Center and Equestrian Center, and $814,470 in non-allocated); and the city (37.5% or $3.2 million). Debt Service Reserve funding (Convention Center Bonds) from the Facilities portion of the tax totals $1.5 million (funded in prior years and represents the remaining portion of the carryforward fund balance figure referenced above).

As of June 30, 2019, the city has collected 96% or $8.3 million (eleven-months of collections). All collections have been distributed to the participating entities based on their proportionate share. Hotel Tax collections is trending 20% higher than FY 2018 and is estimated to total $9 million by year-end ($400,000 greater than budget).

E-911 Fund: FY 2019 revenues are budgeted at $4.1 million (net of carryforward fund balance totaling $1 million for capital initiatives and reserve balances in excess of the 21% Emergency Reserve target). As of June 30, 2019, the city has collected 87% or $3.5 million. Revenue distribution now falls under the State 911 Authority so trends will be impacted in the short-term as the Authority establishes revenue distribution dates and works with vendors to audit collections and location data.

Expenditures/encumbrances during the same time period total $4.3 million and represent general operations, blanket purchase orders that will sustain operations/capital initiatives, and one-time capital initiatives. There are no budget variances anticipated at this time.

Debt Service Fund

The following section pertains to information detailed within the attached GAAP Financial Statements.

FY 2019 revenues are budgeted at $5.1 million (net of carryforward fund balance totaling $1 million). As of June 30, 2019, actual revenue totaled in excess of 100% of budget ($5.7 million).

[1] General Government is utilized to account for non-operating transactions such as transfers-out to other city funds, contingency, etc.

Grant Funds

The following section references information included within the attached Grant Funds Detail Reports.

Operating Grant Fund (Fund 220): Available funding totals $137,218 and represents unencumbered/ unspent project appropriations of $37,218 and a non-allocated reserve for future projects (grant matches) of $100,000.

Capital Grants Fund (Fund 340): Available funding totals $472,965 and represents unencumbered/unspent capital project appropriations and interfund transfers of $60,938 and a non-allocated reserve for future capital projects (grant matches) of $412,027.

Capital Project Funds

The following section references information included within the attached Capital Project Funds Detail Reports.

General Capital Project Fund (Fund 301): Available city funding totals $10.2 million and represents unencumbered/unspent capital project appropriations of $7.2 million and a non-allocated reserve for future capital projects of $3 million.

Available ABC (Alpharetta Business Community) funding totals $59,873 and represents unencumbered/unspent capital project appropriations (sidewalk connectivity).

Stormwater Capital Fund (Fund 302): Available funding totals $589,462 and represents unencumbered/ unspent capital project appropriations.

Conference Center Bond Fund (Fund 316): This fund accounts for proceeds of the Development Authority of Alpharetta Revenue Bonds, Series 2016 (Alpharetta Conference Center Project). Construction costs are fully expensed. Residual funds are being allocated towards debt service on the Series 2016 Bonds (Interfund transfer to the Hotel Fund).

Parks and Transportation Bond Fund (Fund 317): This fund accounts for proceeds of the voter approved General Obligation Bonds, Series 2016. Available funding totals $15.4 million and represents unencumbered/unspent capital project appropriations.

TSPLOST Capital Project Fund (Fund 335): This fund accounts for collections under the Transportation Special Local Option Sales Tax (TSPLOST) that went into effect on April 1, 2017. Available funding totals $14.1 million.

Enterprise Fund

The following section pertains to information detailed within the attached GAAP Financial Statements.

Solid Waste Fund: FY 2019 revenues are currently budgeted at $4 million (net of carryforward fund balance totaling $341,192 constituting reserve balances in excess of the 21% Emergency Reserve designation). As of June 30, 2019, the city has collected $5.3 million, which represents the 1st-4th quarter billings, associated investment earnings, and the 1st quarter advanced billing for FY 2020 ($1.2 million). During the year-end close process, the 1st quarter advanced billing will be accrued to FY 2020. After adjusting for the FY 2020 advanced billing, FY 2019 revenues

total $4.1 million. Expenditures/encumbrances during the same time period total $4 million and represent general operations/blanket purchase orders (e.g. sanitation hauler) that will sustain operations. There are no budget variances anticipated at this time.

Other Items

Council Member Stipend Activity Listing: The FY 2019 budget includes appropriations of $9,000 for the Mayor and $5,000 for each City Council Post and the available balances as of June 30, 2019 are as follows:

		Budget	Expenditures (year-to-date)	Available Balance
Mayor:	Jim Gilvin	$ 9,000	$ 8,467	$ 533
Post #1:	Donald Mitchell	$ 5,000	$ 6,154	$ -1,154
Post #2:	Ben Burnett	$ 5,000	$ 4,975	$ 25
Post #3:	Karen Richard	$ 5,000	$ 1,954	$ 3,046
Post #4:	John Hipes	$ 5,000	$ 1,513	$ 3,487
Post #5:	Jason Binder	$ 5,000	$ 3,367	$ 1,633
Post #6:	Dan Merkel	$ 5,000	$ 958	$ 4,042

Development Authority[2] (Component Reporting Unit)

The following section pertains to information detailed within the attached Alpharetta Development Authority Financial Statements.

As of June 30, 2019, the Development Authority has $56,765 in available resources to support its main functions of promoting the public good and general welfare, trade, commerce, industry, general tax base and the employment opportunities available in the city.

Other reports included with this packet are as follows:

- Listing of Payments $5,000 and greater;
- Listing of PO's between $5,000 and $50,000; and
- Bid/RFP Status

[2] The Development Authority is a public corporation created and existing under the Constitution and laws of the State of Georgia and is governed by seven directors duly appointed by the Alpharetta City Council.

GENERAL FUND

Revenue Report

CITY OF ALPHARETTA

Financial Management Reports
General Fund (Unaudited)
Revenue Summary and Collection Comparison
For the month ended June 30, 2019

	Current Fiscal Year					Prior Fiscal Year		
	2019 Budget	2019 YTD	% Collected	2019 Estimated	Variance	2018 Actual	2018 YTD	% Collected
Top 10 Revenues:								
Property Taxes								
Current Year	$ 24,080,000	$ 24,550,694	102.0%	$ 24,550,694	$ 470,694	$ 21,154,929	$ 21,154,929	100.0%
Delinquent	237,000	168,845	71.2%	168,845	(68,155)	410,211	340,920	83.1%
Motor Vehicle Tax	115,000	132,784	115.5%	143,000	28,000	182,797	169,031	92.5%
Motor Vehicle Title Fee	900,000	946,449	105.2%	1,016,000	116,000	933,613	867,606	92.9%
Local Option Sales Tax	15,650,000	15,451,430	98.7%	16,750,000	1,100,000	15,907,320	14,571,602	91.6%
Franchise Tax	6,200,000	6,367,703	102.7%	6,537,930	337,930	6,177,460	5,933,346	96.0%
Insurance Premium Tax	3,900,000	4,112,996	105.5%	4,112,996	212,996	3,813,796	3,813,796	100.0%
Alcohol Beverage Excise Tax	2,200,000	2,098,982	95.4%	2,200,000	-	2,210,031	2,003,559	90.7%
Building Permit Fees	1,600,000	2,887,710	180.5%	2,887,710	1,287,710	2,232,284	2,232,284	100.0%
Business and Occupational Tax	1,150,000	1,170,422	101.8%	1,170,422	20,422	1,120,188	1,120,188	100.0%
Municipal Court Fines	1,975,000	1,828,781	92.6%	1,828,781	(146,219)	1,793,974	1,795,130	100.1%
Recreation/Special Event Fees	2,843,073	3,068,901	107.9%	3,068,991	225,918	2,740,903	2,731,569	99.7%
Hotel/Motel Tax (City portion)	3,225,000	3,106,059	96.3%	3,375,000	150,000	2,874,701	2,589,176	90.1%
subtotal	$ 64,075,073	$ 65,891,757	102.8%	$ 67,810,370	$ 3,735,297	$ 61,552,208	$ 59,323,136	96.4%
Other Revenues	4,270,846	5,426,792	127.1%	5,514,601	1,243,755	4,438,617	4,314,393	97.2%
Total Revenues	$ 68,345,919	$ 71,318,549	104.3%	$ 73,324,971	$ 4,979,052	$ 65,990,825	$ 63,637,529	96.4%
Carryforward Fund Balance	6,100,065							

GENERAL FUND

Expenditure Reports

CITY OF ALPHARETTA

Financial Management Reports
General Fund (unaudited)
Expenditure Summary by Department
For the month ended June 30, 2019

	Current Fiscal Year						Prior Fiscal Year		
	2019 Budget	2019 Encumbrances	2019 Exp. (YTD)	Funds Available	% Enc./Exp.	% Exp.	2018 Exp. (Total)	2018 Exp. (YTD)	% Exp.
Expenditures by Department:									
Mayor & Council	$ 364,389	$ 527	$ 350,181	$ 13,680	96.2%	96.1%	$ 292,533	$ 293,024	100.2%
City Administration	1,976,939	7,924	1,677,915	291,099	85.3%	84.9%	2,181,453	2,128,491	97.6%
Finance	3,366,136	8,757	3,170,666	186,713	94.5%	94.2%	3,319,528	3,255,391	98.1%
City Attorney	690,000	-	358,452	331,548	51.9%	51.9%	725,172	401,718	55.4%
Information Technology	1,742,223	3,085	1,653,349	85,790	95.1%	94.9%	1,602,409	1,561,301	97.4%
Human Resources	505,846	530	439,062	66,254	86.9%	86.8%	367,541	360,804	98.2%
Municipal Court	1,096,466	14,435	944,889	137,142	87.5%	86.2%	983,191	961,537	97.8%
Public Safety	28,473,681	140,534	26,754,239	1,578,908	94.5%	94.0%	26,161,349	25,540,925	97.6%
Public Works	8,821,264	40,105	8,205,903	575,256	93.5%	93.0%	7,770,820	7,635,127	98.3%
Recreation, Parks & Cultural Svcs	9,978,430	92,250	9,371,817	514,364	94.8%	93.9%	8,586,625	8,403,283	97.9%
Community Development	3,162,560	6,764	2,992,507	163,289	94.8%	94.6%	2,793,574	2,724,879	97.5%
subtotal	$ 60,177,934	$ 314,911	$ 55,918,980	$ 3,944,043	93.4%	92.9%	$ 54,784,195	$ 53,266,480	97.2%
General Government:									
Non-Departmental	$ -	$ -	$ -	$ -	-	-	$ 10,000	$ 10,000	100.0%
Insurance Premiums (Risk)	689,500	-	689,500	-	100.0%	100.0%	665,000	665,000	100.0%
Gwinnett Tech Bond P&I	286,590	-	286,590	-	100.0%	100.0%	286,840	286,840	100.0%
Transfer(s) to other Funds	11,580,047	-	10,600,065	979,982	91.5%	91.5%	14,022,363	14,022,363	100.0%
Contingency	1,711,913	-	108,832	1,603,081	6.4%	6.4%	45,697	45,697	100.0%
subtotal	$ 14,268,050	$ -	$ 11,684,987	$ 2,583,063	81.9%	81.9%	$ 15,029,900	$ 15,029,900	100.0%
Total Expenditures	$ 74,445,984	$ 314,911	$ 67,603,967	$ 6,527,106	91.2%	90.8%	$ 69,814,095	$ 68,296,380	97.8%

THE CITY OF
ALPHARETTA
GEORGIA

This page has been intentionally left blank

CITY OF ALPHARETTA

Financial Management Reports
General Fund (unaudited)
Expenditure Summary by Category
For the month ended June 30, 2019

	Current Fiscal Year						Prior Fiscal Year		
	2019 Budget	2019 Encumbrances	2019 Exp. (YTD)	Funds Available	% Enc./Exp.	% Exp.	2018 Exp. (Total)	2018 Exp. (YTD)	% Exp.
Expenditures by Category:									
Salaries & Benefits:									
(1) Regular Salaries	$ 26,604,442	$ -	$ 24,261,204	$ 2,343,238	91.2%	91.2%	$ 24,851,331	$ 23,825,694	95.9%
Overtime	1,341,499	-	1,972,508	(631,009)	147.0%	147.0%	1,627,910	1,566,238	96.2%
Group Insurance	8,014,365	-	7,319,119	695,246	91.3%	91.3%	7,012,482	7,039,298	100.4%
FICA and Social Security	2,124,634	-	1,897,748	226,886	89.3%	89.3%	1,911,771	1,832,439	95.9%
Defined Benefit Pension	2,599,935	-	2,599,935	-	100.0%	100.0%	2,500,954	2,500,954	100.0%
401(A) Retirement/Match	1,802,656	-	1,915,111	(112,455)	106.2%	106.2%	1,557,303	1,557,431	100.0%
(2) Other	1,383,147	-	1,360,285	22,862	98.3%	98.3%	763,999	763,189	99.9%
subtotal	$ 43,870,678	$ -	$ 41,325,911	$ 2,544,767	94.2%	94.2%	$ 40,225,750	$ 39,085,245	97.2%
Maintenance & Operations:									
Professional Services	$ 2,987,585	$ 77,653	$ 2,792,265	$ 117,667	96.1%	93.5%	$ 2,465,138	$ 2,465,062	100.0%
Legal Services	690,000	-	358,452	331,548	51.9%	51.9%	725,172	401,718	55.4%
Vehicle Fuel/Maintenance	963,534	-	912,885	50,649	94.7%	94.7%	946,260	946,260	100.0%
Maintenance Contracts	2,324,691	103,847	2,074,187	146,657	93.7%	89.2%	1,983,110	1,979,779	99.8%
IT Professional Services	1,437,554	77,711	1,308,488	51,354	96.4%	91.0%	1,409,769	1,402,916	99.5%
General Supplies	1,064,240	2,645	954,389	107,206	89.9%	89.7%	987,269	987,118	100.0%
Utilities	2,828,318	-	2,550,054	278,264	90.2%	90.2%	2,362,169	2,328,685	98.6%
Other	3,247,909	48,379	2,875,328	324,202	90.0%	88.5%	2,843,355	2,833,495	99.7%
subtotal	$ 15,543,831	$ 310,236	$ 13,826,048	$ 1,407,547	90.9%	88.9%	$ 13,722,242	$ 13,345,033	97.3%
Capital:									
OSSI/Fire Truck Leases	$ 628,550	$ -	$ 630,405	$ (1,855)	100.3%	100.3%	$ 578,654	$ 578,654	100.0%
Software Leases	76,943	-	76,942	1	100.0%	100.0%	180,944	180,944	100.0%
Other	57,932	4,675	59,673	(6,416)	111.1%	103.0%	76,604	76,604	100.0%
subtotal	$ 763,425	$ 4,675	$ 767,021	$ (8,271)	101.1%	100.5%	$ 836,202	$ 836,202	100.0%
General Government:									
Non-Departmental	$ -	$ -	$ -	$ -	-	-	$ 10,000	$ 10,000	100.0%
Insurance Premiums (Risk)	689,500	-	689,500	-	100.0%	100.0%	665,000	665,000	100.0%
Gwinnett Tech Bond P&I	286,590	-	286,590	-	100.0%	100.0%	286,840	286,840	100.0%
Transfer(s) to other Funds	11,580,047	-	10,600,065	979,982	91.5%	91.5%	14,022,363	14,022,363	100.0%
Contingency	1,711,913	-	108,832	1,603,081	6.4%	6.4%	45,697	45,697	100.0%
subtotal	$ 14,268,050	$ -	$ 11,684,987	$ 2,583,063	81.9%	81.9%	$ 15,029,900	$ 15,029,900	100.0%
Total Expenditures	$ 74,445,984	$ 314,911	$ 67,603,967	$ 6,527,106	91.2%	90.8%	$ 69,814,095	$ 68,296,380	97.8%

Notes:

(1) Includes the following components: regular salaries, holiday leave, temporary and seasonal salaries, and separation payout.

(2) Includes the following components: workers compensation, educational programs, automobile allowance, tuition reimbursement, and employee service awards.

THE CITY OF
ALPHARETTA
GEORGIA

This page has been intentionally left blank

GRANT FUNDS

Revenue & Expenditure Reports

CITY OF ALPHARETTA

Financial Management Reports

Grant Funds

Operating Grant Fund Detail (Fund 220; life-to-date for active projects)

As of June 30, 2019

Account #		Project	Project Snapshot: Total Project Authorization	Project Snapshot: Prior Year Collections/ Expenditures	FY 2019: Carryforward Budget	FY 2019: FY 2019 Appropriations	FY 2019: Total Budget	FY 2019: Collections/ Expenditures	FY 2019: Encumbrances	Remaining
Revenues										
Public Safety										
22031150-331110	C1617	2015/16 BULLETPROOF VEST (DOJ)	$ 34,201	$ 32,298	$ 1,903	$ -	$ 1,903	$ 1,902		$ 1
22031150-331110	C1730	2017 BULLETPROOF VEST (DOJ)	13,178	-	13,178	-	13,178	8,299		4,879
22031150-331110	C1831	2018 BULLETPROOF VEST (DOJ)	15,375	-	15,375	-	15,375	-		15,375
22031150-331110	C1910	TURNOUT GEAR WASHER	22,728	-	22,728	-	22,728	-		22,728
		subtotal			***$ 53,184***	***$ -***	***$ 53,184***	***$ 10,201***		***$ 42,983***
Recreation, Parks & Cultural Services										
22061150-336000	C1837	2018 CAMP HAPPY HEARTS	4,622	-	4,622	-	4,622	4,623		(1)
22061150*371000	C1930	GRPA CONTRIBUTION	1,000	-	-	1,000	1,000	1,000		-
		subtotal			***$ 4,622***	***$ 1,000***	***$ 5,622***	***$ 5,623***		***$ (1)***
General Government										
22090200-391100		TRANSFER IN/GENERAL FUND (MATCH)			$ -	$ 30,000	$ 30,000	$ 30,000		$ -
22090200-361000		INTEREST EARNINGS			-	-	-	1,164		(1,164)
22090200-391340		TRANSFER IN FROM CAPITAL GRANT FUND			60,912	-	60,912	-		60,912
22090200-395000		CARRYFORWARD FUND BALANCE			45,046	-	45,046	-		45,046
		subtotal			***$ 105,958***	***$ 30,000***	***$ 135,958***	***$ 31,164***		***$ 104,794***
		Total			**$ 163,764**	**$ 31,000**	**$ 194,764**	**$ 46,987**		**$ 147,777**
Expenditures										
Public Safety										
22031150-542100	C1617	2015/16 BULLETPROOF VEST (DOJ)	$ 68,400	$ 65,988	$ 2,412	$ -	$ 2,412	$ 2,412	$ -	$ -
22031150-542100	C1730	2017 BULLETPROOF VEST (DOJ)	26,356	-	26,356	-	26,356	22,654	-	3,702
22031150-542100	C1831	2018 BULLETPROOF VEST (DOJ)	30,750	-	30,750	-	30,750	-	-	30,750
22031150-542100	C1910	TURNOUT GEAR WASHERS	25,000	-	25,000	-	25,000	23,085	-	1,915
		subtotal			***$ 84,518***	***$ -***	***$ 84,518***	***$ 48,151***	***$ -***	***$ 36,367***
Recreation, Parks & Cultural Services										
22061150-531100	C1815	2017 CAMP HAPPY HEARTS	$ 14,550	$ 14,549	$ 1	$ -	$ 1	$ -	$ -	$ 1
22061150-531100	C1837	2018 CAMP HAPPY HEARTS	9,245	-	9,245	-	9,245	9,245	-	-
22061150-521200	C1930	PROFESSIONAL SERVICES (GRPA)	950	-	-	950	950	150	-	800
22061150-523400	C1930	PRINTING & BINDING (GRPA)	50	-	-	50	50	-	-	50
		subtotal			***$ 9,246***	***$ 1,000***	***$ 10,246***	***$ 9,395***	***$ -***	***$ 851***
Non-Allocated										
(1) 22090200-579000		RESERVE FOR CITY GRANT MATCHES			$ 70,000	$ 30,000	$ 100,000	$ -	$ -	$ 100,000
		subtotal			***$ 70,000***	***$ 30,000***	***$ 100,000***	***$ -***	***$ -***	***$ 100,000***
		Total			**$ 163,764**	**$ 31,000**	**$ 194,764**	**$ 57,546**	**$ -**	**$ 137,218**

Notes:

(1) Represents funding available for City matches to City Council approved Grants.

CITY OF ALPHARETTA

Financial Management Reports
Grant Funds
Capital Grant Fund Detail (Fund 340; life-to-date for active projects)
As of June 30, 2019

Account #		Project	Project Snapshot: Total Project Authorization	Project Snapshot: Prior Year Collections/ Expenditures	FY 2019: Carryforward Budget	FY 2019: FY 2019 Appropriations	FY 2019: Total Budget	FY 2019: Collections/ Expenditures	FY 2019: Encumbrances	Remaining
Revenue										
Public Works										
34041100-331350	C0005	GDOT TE GRANT-ENCORE BRIDGE	$ 779,701	$ 779,701	$ -	$ -	$ -	$ -		$ -
34041100-331351	C0005	GDOT GRANT-ENCORE BRIDGE	7,600,000	7,406,078	193,922	-	193,922	311,990		(118,068)
34041100-336001	C0005	NFCID SRTA-ENCORE BRIDGE	1,000,000	1,000,000	-	-	-	-		-
34041100-336002	C0005	NFCID-ENCORE BRIDGE	2,788,114	2,703,589	84,525	-	84,525	84,524		1
34041100-334310	C1219	MILLING AND RESURFACING (LMIG)	3,371,177	2,769,200	601,977		601,977	601,977		0
34041100-331350	C1927	WINDWARD TRIPLE LEFTS (GDOT-FED)	2,317,942	-	2,317,942	-	2,317,942	-		2,317,942
34041100-334350	C1927	WINDWARD TRIPLE LEFTS (GTIB-NFCID)	1,433,200	-	1,433,200	-	1,433,200	35,295		1,397,905
34041100-336003	C1927	WINDWARD TRIPLE LEFT (FULTON COUNTY-N	-	-	-	-	-	37,207		(37,207)
		subtotal			***$ 4,631,566***	***$ -***	***$ 4,631,566***	***$ 1,070,993***		***$ 3,560,573***
Community Development										
34074150-331150	C1921	NORTHPOINT PLACEMAKING PLAN	75,000	-	$ 75,000	$ -	$ 75,000	$ 54,856		$ 20,144
		subtotal			***$ 75,000***	***$ -***	***$ 75,000***	***$ 54,856***		***$ 20,144***
General Government										
34090200-361000		INTEREST EARNINGS			$ -	$ -	$ -	$ 17,482		$ (17,482)
34090200-395000		CARRYFORWARD FUND BALANCE			215,502	-	215,502	-		215,502
		subtotal			***$ 215,502***	***$ -***	***$ 215,502***	***$ 17,482***		***$ 198,020***
		Total			**$ 4,922,068**	**$ -**	**$ 4,922,068**	**$ 1,143,331**		**$ 3,778,737**
Expenditures										
Public Works										
34041100-541410	C0005	ENCORE PKWY GREENWAY CONNECTION	$ 11,917,500	$ 11,915,240	$ 2,260	$ -	$ 2,260	$ 2,259	$ -	$ 1
34041100-541410	C1219	MILLING AND RESURFACING (LMIG)	3,371,177	2,769,200	601,977	-	601,977	601,977	-	0
34041100-541410	C1927	WINDWARD TRIPLE LEFTS	3,751,142	-	3,751,142	-	3,751,142	276,423	3,474,718	1
		subtotal			***$ 4,355,379***	***$ -***	***$ 4,355,379***	***$ 880,659***	***$ 3,474,718***	***$ 2***
Community Development										
34074150-52100	C1921	NORTHPOINT PLACEMAKING PLAN	93,750	-	$ 93,750	$ -	$ 93,750	$ 77,371	$ 16,355	$ 24
		subtotal			***$ 93,750***	***$ -***	***$ 93,750***	***$ 77,371***	***$ 16,355***	***$ 24***
Non-Allocated										
(1) 34090200-579000		RESERVE FOR CITY MATCHES			$ 412,027	$ -	$ 412,027	$ -	$ -	$ 412,027
34090200-611220		TRANSFER OUT TO OPERATING GRANT FUND			60,912	-	60,912	-	-	60,912
		subtotal			***$ 412,027***	***$ -***	***$ 472,939***	***$ -***	***$ -***	***$ 472,939***
		Total			**$ 4,861,156**	**$ -**	**$ 4,922,068**	**$ 958,030**	**$ 3,491,073**	**$ 472,965**

Notes:

(1) Represents funding available for City matches to City Council approved Grants.

CAPITAL PROJECT FUNDS

Revenue & Expenditure Reports

CITY OF ALPHARETTA

Financial Management Reports
Capital Project Funds
General Capital Project Fund Detail (Fund 301; life-to-date for active projects)
As of June 30, 2019

			Project Snapshot		FY 2019					
Account #		Project	Total Project Authorization	Prior Year Actuals	Carryforward Budget	FY 2019 Appropriations	Total Budget	Collections / Expenditures	Encumbrances	Funds Available
Revenue										
30141100-336000	C0005	FULTON-ENCORE (WATERLINE)	$ 534,906	$ 519,567	$ 15,339	$ -	$ 15,339	$ 15,339		$ -
30141100-336000	C1410	RUCKER RD WATERLINE	1,782,350	-	1,782,350	-	1,782,350	1,391,214		391,136
30141100-371000	C1410	RUCKER RD-WEITZ SEWER LINE	38,959	-	38,959	-	38,959	38,959		1
30141100-336000	C1702	KIMBALL BR RD IMPROVEMENTS	6,083,354	-	6,083,354	-	6,083,354	-		6,083,354
30141100-371000	C1712	ALPHALOOP (AVALON)	1,000,000	-	1,000,000	-	1,000,000	-		1,000,000
30141100-371001	C1712	ALPHALOOP (CID)	250,000	-	250,000	-	250,000	213,212		36,788
30141100-336000	C1714	BETHANY/MID BROADWELL ROUNDABOUT	292,195	-	292,195	-	292,195	-		292,195
30141100-336000	C1715	BETHANY/MAYFIELD ROUNDABOUT	436,492	-	436,492	-	436,492	-		436,492
30141100-336000	C1828	WARSAW SIDEWALKS (ROSWELL)	83,914	-	83,914	-	83,914	-		83,914
30141100-336000	C1927	WINDWARD TRIPLE LEFTS (FC WATER)	490,517	-	490,517	-	490,517	-		490,517
30141100-371001	C1927	WINDWARD TRIPLE LEFTS (NFCID)	160,137	-	160,137	-	160,137	-		160,137
30141100-371002	C1927	WINDWARD TRIPLE LEFTS (NFCID-FC)	500,000	-	500,000	-	500,000	-		500,000
30141100-336000	C1928	CONTRIBUTION	2,905,158	-	2,905,158	-	2,905,158	-		2,905,158
30161150-371000	C1834	NUTCRACKER PROGRAM	31,500	-	31,500	-	31,500	31,500		-
30161150-371000	C1926	NORTHSIDE MOU (PARKS)	40,000	-	40,000	-	40,000	40,000		-
30161150-371000	C1929	COMM AG PROGRAM	1,810	-	1,810	-	1,810	1,907		(97)
30161150-383000	C1931	FOUNTAIN REPAIR	24,350	-	24,350	-	24,350	24,350		-
30174150-371000	C0019	DOWNTOWN PARKING FUND	175,000	-	175,000	-	175,000	175,000		-
30174150-337000	C0910	CONTRIBUTION (TREE BANK)	373,600	255,200	118,400	-	118,400	118,400		-
30176100-371000	C1442	MAIN ST. IMPROVEMENTS (ABC)	1,812,724	1,774,772	37,952	-	37,952	-		37,952
30176100-371000	C1712	ALPHALOOP (ABC)	444,002	309,187	134,815	-	134,815	20,002		114,813
		subtotal			***$ 14,602,242***	***$ -***	***$ 14,602,242***	***$ 2,069,882***		***$ 12,532,360***
Non-Departmental										
30190200-395000		CARRYFORWARD FUND BALANCE			$ 11,391,446	$ 2,750,000	$ 14,141,446	$ -		$ 14,141,446
30190200-391100		TRANSFER-IN FROM THE GENERAL FUND (MATCH)			979,982	8,695,065	9,675,047	8,695,065		979,982
30190200-361000		INTEREST EARNINGS			225,000	-	225,000	354,035		(129,035)
		subtotal			***$ 12,596,428***	***$ 11,445,065***	***$ 24,041,493***	***$ 9,049,100***		***$ 14,992,393***
		Total			**$ 27,198,670**	**$ 11,445,065**	**$ 38,643,735**	**$ 11,118,982**		**$ 27,524,753**

CITY OF ALPHARETTA

Financial Management Reports
Capital Project Funds
General Capital Project Fund Detail (Fund 301; life-to-date for active projects)
As of June 30, 2019

Account #		Project	Project Snapshot: Total Project Authorization	Project Snapshot: Prior Year Actuals	FY 2019: Carryforward Budget	FY 2019: FY 2019 Appropriations	FY 2019: Total Budget	FY 2019: Collections / Expenditures	FY 2019: Encumbrances	Funds Available
Expenditures										
Administration										
30113230-544100	C1130	DOWNTOWN FACADE GRANT PROGRAM	$ 180,753	$ 176,024	$ 4,729	$ -	$ 4,729	$ 4,728	$ -	$ 1
30113230-542400	C1222	RECORDS MANAGEMENT	35,001	32,616	2,385	-	2,385	-	-	2,385
30113230-544100	C1300	CITY ECON DEVELOPMENT TOOLKIT	296,159	158,159	13,000	125,000	138,000	28,850	-	109,150
30113230-541300	C1501	HISTORY ROOM (CITY CENTER)	327,315	314,794	12,521	-	12,521	5,570	-	6,951
30113230-544200	C1527	VETERANS MEMORIAL	105,511	75,785	29,726	-	29,726	21	-	29,705
30113230-571000	C1532	ATC OPERATIONAL FUNDS	220,000	95,000	6,664	118,336	125,000	125,000	-	-
30113230-544100	C1822	AG TECH SPONSORSHIP	37,000	25,000	12,000	-	12,000	12,000	-	-
		subtotal			***$ 81,025***	***$ 243,336***	***$ 324,361***	***$ 176,169***	***$ -***	***$ 148,192***
Finance										
30115150-542400	C1101	ARCHIVE FILING & SCANNING	$ 5,809	$ -	$ 5,809	$ -	$ 5,809	$ 5,537	$ -	$ 272
30115150-542400	C1102	FINANCE SOFTWARE IMPROVEMENT	87,002	85,117	1,885	-	1,885	-	-	1,885
30115150-542400	C1141	TYLER ERP SYSTEM	355,505	313,179	42,326	-	42,326	2,337	2,600	37,389
		subtotal			***$ 50,020***	***$ -***	***$ 50,020***	***$ 7,874***	***$ 2,600***	***$ 39,546***
Information Technology										
30117400-542400	C0900	CISCO DATA NETWORK	$ 300,001	$ 144,058	$ 155,943	$ -	$ 155,943	$ 11,693	$ -	$ 144,250
30117400-542400	C1000	GIS AERIAL MAPPING	50,001	25,487	24,514	-	24,514	-	1,700	22,814
30117400-542400	C1103	NETWORK AND VOIP	167,678	112,961	54,717	-	54,717	-	9,893	44,824
30117400-542400	C1312	BACKUP DATA STORAGE MGMT.	510,002	475,874	34,128	-	34,128	-	-	34,128
30117400-542400	C1313	TECHNOLOGY REPLACEMENT	1,962,366	1,358,489	303,877	300,000	603,877	490,813	8,553	104,511
30117400-542400	C1400	PW DATA CTR SERVER REPLACEMENT	417,503	202,215	5,288	210,000	215,288	-	-	215,288
30117400-542400	C1615	APP/DESKTOP VIRTUALIZATION	415,001	87,779	177,222	150,000	327,222	-	-	327,222
30117400-542400	C1725	CITY FIBER RELOCATION	30,000	7,695	22,305	-	22,305	-	-	22,305
30117400-542400	C1809	GIS PARCEL CORRECTIONS	80,000	26,300	53,700	-	53,700	50,425	3,275	-
		subtotal			***$ 831,694***	***$ 660,000***	***$ 1,491,694***	***$ 552,931***	***$ 23,421***	***$ 915,341***
Public Safety										
30131150-542200	C1202	FLEET REPLACEMENT	$ 5,068,284	$ 4,039,615	$ 20,669	$ 1,008,000	$ 1,028,669	$ 1,015,322	$ 12,458	$ 889
30131150-542400	C1205	SEC CAMERA SY	75,000	-	-	75,000	75,000	-	-	75,000
30131150-541300	C1229	PS ROOF REPAIR	67,458	-	(22,542)	90,000	67,458	67,458	-	-
30131150-542100	C1401	PS EQUIPMENT REPLACEMENT	650,671	477,681	28,290	144,700	172,990	149,908	23,082	1
30131150-541300	C1630	PS HQ EXPANSION	2,523,344	2,459,446	(1,102)	65,000	63,898	63,897	-	1
30131150-541300	C1706	RAPSTC IMPROVEMENTS	216,693	-	216,693	-	216,693	-	-	216,693
30131150-544200	C1707	LICENSE PLATE REC GRANT	80,000	-	80,000	-	80,000	-	75,679	4,321

CITY OF ALPHARETTA

Financial Management Reports
Capital Project Funds
General Capital Project Fund Detail (Fund 301; life-to-date for active projects)
As of June 30, 2019

			Project Snapshot		FY 2019					
Account #		Project	Total Project Authorization	Prior Year Actuals	Carryforward Budget	FY 2019 Appropriations	Total Budget	Collections / Expenditures	Encumbrances	Funds Available
30131150-544200	C1832	ICMA PS Study	125,000	44,000	81,000	-	81,000	73,261	7,739	-
30131150-541410	C1907	TRAFFIC PREEMPTIVE SYSTEM	150,000	-	-	150,000	150,000	357	-	149,643
30131150-542100	C1910	TUR-OUT GEAR	25,000	-	-	25,000	25,000	6,880	-	18,120
		subtotal			***$ 403,008***	***$ 1,557,700***	***$ 1,960,708***	***$ 1,377,083***	***$ 118,958***	***$ 464,667***
Public Works										
30141100-541410	C0005	COA/FULTON-ENCORE BRIDGE	$ 636,289	$ 636,289	$ -	$ -	$ -	$ -	$ -	$ -
30141100-541410	C0041	TRAFFIC SIGNAL INTERCONNECT	279,779	29,778	250,001	-	250,001	103,260	-	146,741
30141100-541410	C0042	STREET LIGHTING	50,000	-	-	50,000	50,000	-	-	50,000
30141100-541200	C0910	TREE REPLACEMENT FUND	1,277,248	449,221	828,027	-	828,027	33,517	130,282	664,229
30141100-541200	C1008	CEMETERY AUTHORITY-MAINTENANCE	458,254	96,997	361,257	-	361,257	48,705	10,710	301,842
30141100-541410	C1207	BRIDGE MAINTENANCE	1,278,383	1,088,172	15,211	175,000	190,211	-	45,175	145,036
30141100-541410	C1208	MAST ARM MAINTENANCE	452,946	418,346	9,600	25,000	34,600	34,600	-	-
30141100-541410	C1215	STRIPING & SIGNAGE	1,198,586	846,777	171,809	180,000	351,809	220,815	91,526	39,468
30141100-541410	C1217	TRAFFIC CALMING & INTERSECTION IMP	253,583	210,369	8,214	35,000	43,214	41,519	-	1,695
30141100-541410	C1218	MAINTENANCE	404,265	273,243	31,022	100,000	131,022	95,662	15,000	20,360
30141100-541410	C1219	MILLING AND RESURFACING	14,070,951	10,737,249	1,408,702	1,925,000	3,333,702	2,701,381	457,214	175,106
30141100-541410	C1220	TRAFFIC CONTROL EQUIPMENT	587,489	458,837	28,652	100,000	128,652	57,881	9,610	61,161
30141100-541410	C1221	DESIGN SERVICES	709,308	499,730	94,578	115,000	209,578	68,525	-	141,053
30141100-542200	C1223	FLEET REPLACEMENT	965,649	696,811	24,338	244,500	268,838	238,602	-	30,236
30141100-541200	C1302	TREE PLANTING & LANDSCAPING IMP	658,315	484,732	73,583	100,000	173,583	23,337	-	150,246
30141100-541200	C1311	DOWNTOWN ENHANCEMENTS	106,537	97,087	9,450	-	9,450	9,450	-	-
30141100-541420	C1325	RUCKER SIDEWALK (DEVPR CONTR)	50,000	5,000	45,000	-	45,000	-	45,000	-
30141100-541410	C1407	MINOR INTERSECTION UPGRADES	112,168	77,104	35,064	-	35,064	13,072	-	21,992
30141100-541410	C1410	IMPROVEMENTS	2,580,879	1,082,035	1,498,844	-	1,498,844	1,100,682	373,461	24,701
30141100-541420	C1512	SIDEWALK IMPROVEMENTS	824,801	627,545	197,256	-	197,256	83,571	-	113,685
30141100-541200	C1515	DOWNTOWN WASTE COMPACTOR	49,940	-	49,940	-	49,940	49,940	-	-
30141100-541410	C1637	OLD ROSWELL ST PEDESTRIAN IMP	150,000	-	150,000	-	150,000	-	150,000	-
30141100-541410	C1702	KIMBALL BR RD IMPROVEMENTS	6,083,354	-	6,083,354	-	6,083,354	-	6,083,354	-
30141100-541300	C1704	WEST PARKING GARAGE	7,573,774	1,555,906	6,017,868	-	6,017,868	5,714,306	130,281	173,282
30141100-541420	C1712	ALPHALOOP	1,328,368	9,000	1,319,368	-	1,319,368	82,797	33,878	1,202,693
30141100-541410	C1714	BETHANY/MID BROADWELL ROUNDABOUT	292,195	-	292,195	-	292,195	-	292,195	0
30141100-541410	C1715	BETHANY/MAYFIELD ROUNDABOUT	436,492	-	436,492	-	436,492	-	436,492	0
30141100-541430	C1721	MAYFIELD RD CULVERT	409,106	12,146	396,960	-	396,960	396,960	-	0
30141100-541420	C1801	SIDEWALK MAINTENANCE/REPAIR	300,000	-	100,000	200,000	300,000	36,491	12,510	251,000
30141100-541420	C1808	CITY CTR SIDEWALKS/UTILITIES	563,435	563,435	(26,079)	26,079	-	(9,878)	-	9,878

CITY OF ALPHARETTA

Financial Management Reports
Capital Project Funds
General Capital Project Fund Detail (Fund 301; life-to-date for active projects)
As of June 30, 2019

Account #		Project	Project Snapshot: Total Project Authorization	Project Snapshot: Prior Year Actuals	FY 2019: Carryforward Budget	FY 2019: FY 2019 Appropriations	FY 2019: Total Budget	FY 2019: Collections / Expenditures	FY 2019: Encumbrances	Funds Available
30141100-541420	C1828	WARSAW SIDEWALKS (ROSWELL)	83,914	-	83,914	-	83,914	83,914	-	0
30141100-541300	C1836	PARKING GARAGE REPAIRS	206,815	-	206,815	-	206,815	165,349	-	41,466
30141100-541410	C1900	PARK PAVEMENT PRESERVATION	250,000	-	-	250,000	250,000	23,324	-	226,676
30141100-541410	C1901	TRAFFIC RESPONSIVE SYSTEM MAINT	50,000	-	-	50,000	50,000	7,162	-	42,838
30141100-541300	C1902	FIRE STATION RENOVATIONS	125,000	-	-	125,000	125,000	20,181	14,798	90,022
30141100-541300	C1903	CID RENOVATIONS	70,000	-	-	70,000	70,000	50,959	-	19,041
30141100-541300	C1904	PW HQ RENOVATIONS	40,000	-	-	40,000	40,000	28,051	-	11,949
30141100-541300	C1905	GYM RENOVATIONS	35,000	-	-	35,000	35,000	4,594	-	30,406
30141100-541300	C1906	CITY HALL RENOVATIONS	50,000	-	-	50,000	50,000	1,600	-	48,400
30141100-541500	C1909	PARK PLAZA SIGNAL	227,700	-	-	227,700	227,700	34,614	144,665	48,421
30141100-541200	C1915	PS HQ PARKING LOT	13,760	-	(6,240)	20,000	13,760	13,760	-	-
30141100-541410	C1918	PEDESTRIAN SAFETY STUDY	124,280	-	(720)	125,000	124,280	124,279	-	1
30141100-541410	C1922	WILLS RD WIDENING	45,540	-	45,540	-	45,540	18,833	-	26,708
30141100-541410	C1923	BUICE RD TRAFFIC CALMING	250,000	-	250,000	-	250,000	-	-	250,000
30141100-541410	C1927	WINDWARD TRIPLE LEFT	1,150,654	-	1,150,654	-	1,150,654	57,411	1,092,227	1,016
30141100-5541410	c1928	RUCKER RD - ROSWELL CONTRIBUTION	2,905,158	-	2,905,158	-	2,905,158	258,372	2,646,786	1
		subtotal			***$ 24,545,827***	***$ 4,268,279***	***$ 28,814,106***	***$ 12,037,594***	***$ 12,215,163***	***$ 4,561,349***
Recreation, Parks & Cultural Services										
30161150-541500	C0922	SYNTHETIC TURF REPLACEMENT	$ 885,362	$ 422,841	$ 12,521	$ 450,000	$ 462,521	$ 460,581	$ -	$ 1,940
30161150-541500	C1221	DESIGN SERVICES	142,052	88,855	33,197	20,000	53,197	29,558	13,535	10,104
30161150-541500	C1225	ATHLETIC SCOREBOARDS	196,203	173,836	2,367	20,000	22,367	21,932	-	435
30161150-541300	C1229	REC & PARK BLDG. RE-ROOF	947,039	810,039	-	137,000	137,000	116,446	6,250	14,304
30161150-541500	C1230	NORTH PARK TENNIS CT RESURFACE	59,948	-	(52)	60,000	59,948	59,948	-	0
30161150-542200	C1232	FLEET REPLACEMENT	335,090	306,751	339	28,000	28,339	28,339	-	-
30161150-542100	C1402	RP EQUIPMENT REPLACEMENT	392,999	356,999	-	36,000	36,000	36,000	-	-
30161150-541500	C1424	WILLS PK POOL EXPANSION	2,340,452	2,303,807	36,645	-	36,645	36,645	-	1
30161150-541500	C1524	ADAPTIVE PLAYGROUND EQUIPMENT	28,501	20,422	8,079	-	8,079	-	-	8,079
30161150-544200	C1600	DOWNTOWN SCULPTURE PROGRAM	165,000	120,442	44,558	-	44,558	13,925	-	30,633
30161150-541500	C1612	PARK SIGNAGE	55,001	53,141	1,860	-	1,860	1,860	-	-
30161150-541500	C1614	THE STORIES PROJECT	50,000	-	25,000	25,000	50,000	10,000	15,000	25,000
30161150-541510	C1636	GREENWAY REPAIR AND MAINTENANCE	102,169	2,169	100,000	-	100,000	100,000	-	0
30161150-541500	C1641	PARK MASTER PLANS	296,451	154,084	142,367	-	142,367	121,048	-	21,319
30161150-541500	C1804	PARK REPAIRS/IMPROVEMENTS	215,895	104,488	11,407	100,000	111,407	98,868	4,793	7,746
30161150-541300	C1805	NP RESTROOM EXPANSION	30,000	-	30,000	-	30,000	-	-	30,000
30161150-541500	C1806	PARKS PLAYGROUND EQUIPMENT	150,001	37,704	12,297	100,000	112,297	5,556	-	106,741
30161150-544100	C1807	PUBLIC ARTS PROGRAM	170,000	62,500	22,500	85,000	107,500	82,000	25,500	-

CITY OF ALPHARETTA

Financial Management Reports
Capital Project Funds
General Capital Project Fund Detail (Fund 301; life-to-date for active projects)
As of June 30, 2019

			Project Snapshot		FY 2019					
Account #		Project	Total Project Authorization	Prior Year Actuals	Carryforward Budget	FY 2019 Appropriations	Total Budget	Collections / Expenditures	Encumbrances	Funds Available
30161150-531600	C1834	NUTCRACKER PROGRAM	31,500	-	31,500	-	31,500	29,706	-	1,794
30161150-541500	C1908	WAYFINDING SIGNAGE	75,000	-	-	75,000	75,000	8,898	-	66,102
30161150-541500	C1920	PARK DEVELOPMENT	566,307	-	286,307	280,000	566,307	31,877	73,950	460,480
30161150-541500	C1924	EMERGENCY CALL BOXES	64,400	-	64,400	-	64,400	63,400	-	1,000
30161150-541500	C1926	NORTHSIDE MOU (PARKS)	40,000	-	40,000	-	40,000	860	39,140	-
30161150-541500	C1929	COMMUNITY AGRICULTURE PROGRAM	1,810	-	1,810	-	1,810	43	-	1,768
30161150-541500	C1931	FOUNTAIN REPAIR	24,350	-	24,350	-	24,350	24,350	-	-
		subtotal			***$ 931,452***	***$ 1,416,000***	***$ 2,347,452***	***$ 1,381,839***	***$ 178,168***	***$ 787,445***
Community Development										
30174150-544100	C0019	DOWNTOWN PARKING FUND	$ 438,249	$ 260,748	$ 177,501	$ -	$ 177,501	$ -	$ -	$ 177,501
30174150-542400	C1222	RECORDS MANAGEMENT	50,002	22,169	27,833	-	27,833	6,635	3,365	17,833
30174150-542200	C1433	FLEET REPLACEMENT	230,326	180,326	-	50,000	50,000	45,599	-	4,401
30174150-541410	C1603	DESIGN SERVICES	280,002	140,529	59,473	80,000	139,473	73,917	17,742	47,815
30174150-541300	C1824	OFFICE BUILDOUT (CITY HALL)	80,001	34,636	45,365	-	45,365	40,068	-	5,297
30174150-541410	C1917	MILTON AVE. CONCEPT DESIGN	40,000	-	-	40,000	40,000	33,226	3,198	3,576
		subtotal			***$ 310,172***	***$ 170,000***	***$ 480,172***	***$ 199,444***	***$ 24,305***	***$ 256,423***
Alpharetta Business Community Sidewalk Projects										
30176100-541420	C1442	MAIN ST IMPROVEMENTS	$ 1,812,724	$ 1,774,772	$ 37,952	$ -	$ 37,952	$ 33,312	$ -	$ 4,640
30176100-541420	C1712	ALPHALOOP	444,002	309,187	134,815	-	134,815	71,395	8,188	55,233
		subtotal			***$ 172,767***	***$ -***	***$ 172,767***	***$ 104,707***	***$ 8,188***	***$ 59,873***
Non-Departmental										
30190200-579000		NON-ALLOCATED			$ (127,295)	$ 3,129,750	$ 3,002,455	$ -	$ -	$ 3,002,455
		subtotal			***$ (127,295)***	***$ 3,129,750***	***$ 3,002,455***	***$ -***	***$ -***	***$ 3,002,455***
		Total			**$ 27,198,670**	**$ 11,445,065**	**$ 38,643,735**	**$ 15,837,641**	**$ 12,570,803**	**$ 10,235,291**

CITY OF ALPHARETTA

Financial Management Reports
Capital Project Funds
Stormwater Capital Fund Detail (Fund 302; life-to-date for all projects)
As of June 30, 2019

		Project Snapshot		FY 2019					
Account #	Project	Total Project Authorization	Prior Year Actuals	Carryforward Budget	FY 2019 Appropriations	Total Budget	Collections / Expenditures	Encumbrances	Funds Available
Revenue									
Non-Departmental									
30290200-361000	INTEREST EARNINGS			$ -	$ -	$ -	$ 27,852		$ (27,852)
30290200-391100	TRANSFER IN/GENERAL FUND MATCH			-	1,875,000	1,875,000	1,875,000		-
30290200-395000	CARRYFORWARD FUND BALANCE			543,757	-	543,757	-		543,757
	Total			**$ 543,757**	**$ 1,875,000**	**$ 2,418,757**	**$ 1,902,852**		**$ 515,905**
Expenditures									
Public Works									
30241100-541430 C1216	SW DRAINAGE MAINTENANCE	$ 389,429	$ 127,080	$ 112,349	$ 150,000	$ 262,349	$ 87,857	$ 40,613	$ 133,879
30241100-541430 C1308	SW PIPE & STRUCTURE R&M	3,049,213	1,557,659	266,554	1,225,000	1,491,554	1,189,274	187,926	114,354
30241100-541430 C1503	STORMWATER STUDIES	200,000	38,923	61,077	100,000	161,077	83,733	52,864	24,480
30241100-541430 C1604	STORMWATER INSPECTIONS	283,420	147,286	36,134	100,000	136,134	88,828	14,146	33,160
30241100-541430 C1721	MAYFIELD RD CULVERT	450,840	383,197	67,643	-	67,643	67,643	-	0
30261150-541430 C1919	WILLS PARK STREAM RESTORATION	300,000	-	-	300,000	300,000	7,214	9,198	283,588
	Total			**$ 543,757**	**$ 1,875,000**	**$ 2,418,757**	**$ 1,524,549**	**$ 304,746**	**$ 589,462**

CITY OF ALPHARETTA

Financial Management Reports
Capital Project Funds
Convention Center Capital Fund Detail (Fund 316; life-to-date for all projects)
As of June 30, 2019

		Project Snapshot		FY 2019					
Account #	Project	Total Project Authorization	Prior Year Actuals	Carryforward Budget	FY 2019 Appropriations	Total Budget	Collections / Expenditures	Encumbrances	Funds Available
Revenue									
Non-Departmental									
31690200-395000	CARRYFORWARD FUND BALANCE			$ 374,722	$ -	$ 374,722	$ -		$ 374,722
31690200-361000	INTEREST EARNINGS			5,500	-	5,500	5,585		(85)
	Total			**$ 380,222**	**$ -**	**$ 380,222**	**$ 5,585**		**$ 374,637**
Expenditures									
31690200-611275	TRANSFER OUT TO HOTEL/MOTEL FUND			$ 380,222	$ -	$ 380,222	$ 380,308	$ -	$ (86)
	Total			**$ 380,222**	**$ -**	**$ 380,222**	**$ 380,308**	**$ -**	**$ (86)**

CITY OF ALPHARETTA

Financial Management Reports
Capital Project Funds
Parks and Transportation Bond Fund Detail (Fund 317; life-to-date for all projects)
As of June 30, 2019

			Project Snapshot		FY 2019					
Account #		Project	Total Project Authorization	Prior Year Actuals	Carryforward Budget	FY 2019 Appropriations	Total Budget	Collections / Expenditures	Encumbrances	Funds Available
Revenue										
Non-Departmental										
31790200-395000		CARRYFORWARD FUND BALANCE			$ 37,792,647	$ -	$ 37,792,647	$ -		$ 37,792,647
31790200-361000		INTEREST EARNINGS			700,000	-	700,000	846,501		(146,501)
		Total			**$ 38,492,647**	**$ -**	**$ 38,492,647**	**$ 846,501**		**$ 37,646,146**
Expenditures										
31741100-541410	C1410	RUCKER RD CORRIDOR	14,850,001	3,052,006	$ 11,797,995	$ -	$ 11,797,995	$ 2,456,189	$ 9,341,806	$ -
31741100-541420	C1512	SIDEWALK IMP (NON-ALLOCATED)	937,166	249,185	687,981	-	687,981	22,462	-	665,519
31741100-541410	C1631	MCGINNIS RD IGA (FORSYTH)	1,500,000	400,000	1,100,000	-	1,100,000	-	-	1,100,000
31741100-541410	C1702	KIMBALL BR RD IMPROVEMENTS	9,209,084	642,719	8,566,365	-	8,566,365	46,590	8,364,123	155,652
31741100-541410	C1703	WINDWARD PKWY IMPROVEMENTS	2,000,001	300,516	1,699,485	-	1,699,485	101,097	-	1,598,388
31741100-541420	C1712	ALPHALOOP	500,000	86,927	413,073	-	413,073	84,770	74,665	253,638
31741100-541420	C1715	BETHANY/MAYFIELD ROUNDABOUT	403,154	-	403,154	-	403,154	43,390	359,764	-
31741100-541420	C1726	SIDEWALKS IMP PHASE 1	356,162	356,162	-	-	-	-	-	-
31741100-541420	C1727	MAYFIELD RD SIDEWALK	914,337	913,204	1,133	-	1,133	1,133	-	-
31741100-541420	C1814	SIDEWALKS IMP PHASE 3	276,441	276,441	-	-	-	-	-	-
31741100-541420	C1818	SIDEWALKS IMP PHASE 4	276,490	276,490	-	-	-	-	-	-
31741100-541420	C1820	SIDEWALKS IMP PHASE 5	209,395	102,516	106,879	-	106,879	106,879	-	1
31741100-541420	C1826	SPRUELL CIRCLE SIDEWALK	308,584	7,400	301,184	-	301,184	(7,356)	301,184	7,356
31741100-541420	C1828	WARSAW AREA SIDEWALKS	225,489	74,635	150,854	-	150,854	101,571	-	49,283
31741100-541420	C1829	PROVIDENCE AREA SIDEWALKS	946,479	56	946,423	-	946,423	216,759	764,645	(34,981)
31741100-541420	C1925	MORRISON PARKWAY SIDEWALKS	648,307	-	648,307	-	648,307	-	-	648,307
31761150-541000	C1100	PARK LAND ACQUISITION	4,000,001	3,481,232	518,769	-	518,769	7,519	-	511,250
31761150-541500	C1424	WILLS PK POOL EXPANSION	2,700,000	2,685,197	14,803	-	14,803	14,803	-	-
31761150-541500	C1611	ARTS CENTER IMP	1,500,001	1,256,001	244,000	-	244,000	238,632	-	5,368
31761150-541300	C1708	GREENWAY EXT TO FORSYTH	6,500,001	883,671	5,616,330	-	5,616,330	334,804	94,550	5,186,977
31761150-541300	C1709	EASTSIDE COMMUNITY CTR	2,500,000	-	2,500,000	-	2,500,000	-	-	2,500,000
31761150-541000	C1711	CULTURAL ARTS LAND/PARK LAND	1,450,000	-	1,450,000	-	1,450,000	-	-	1,450,000
31741100-579000		PW RESERVE	734,064	-	734,064	-	734,064	-	-	734,064
31761150-579000		PARKS RESERVE	591,848	-	591,848	-	591,848	-	-	591,848
31790200-584000		BOND ISSUANCE COST (S2016 BOND	361,301	361,301	-	-	-	-	-	-
		Total			**$ 38,492,647**	**$ -**	**$ 38,492,647**	**$ 3,769,241**	**$ 19,300,737**	**$ 15,422,669**

CITY OF ALPHARETTA

Financial Management Reports
Capital Project Funds
TSPLOST Fund Detail (Fund 335; life-to-date for all projects)
As of June 30, 2019

			Project Snapshot		FY 2019					
Account #		Project	Total Project Authorization	Prior Year Expenditures	Carryforward Budget	FY 2019 Appropriations	Total Budget	Collections / Expenditures	Encumbrances	Funds Available
Revenue										
Non-Departmental										
33590200-395000		CARRYFORWARD FUND BALANCE			$ 11,793,814	$ -	$ 11,793,814	$ -		$ 11,793,814
33590200-313400		TSPLOST			2,940,000	8,160,000	11,100,000	10,321,828		778,172
33541100-361000		INTEREST EARNINGS			225,000	-	225,000	355,413		(130,413)
		Total			**$ 14,958,814**	**$ 8,160,000**	**$ 23,118,814**	**$ 10,677,241**		**$ 12,441,573**
Expenditures										
33541100-541410		ROADWAY IMPROVEMENTS	$ 5,605,113	$ 22,040	$ 1,040,069	$ 4,543,004	$ 5,583,073	$ -	$ -	$ 5,583,073
33541100-541410	C1631	MCGINNIS RD IGA (FORSYTH)	2,400,000	-	-	2,400,000	2,400,000	-	-	2,400,000
33541100-541410	C1638	ACADEMY ST/WEBB BR RD OP IMP	404,577	225,656	178,921	-	178,921	149,855	5,639	23,428
33541100-541410	C1713	KIMBALL BR RD OP IMPROVEMENTS	1,359,741	132,139	1,227,602	-	1,227,602	85,718	1,070,009	71,875
33541100-541410	C1714	BETHANY RD @ MID BROADWELL RD	1,247,354	166,921	363,437	716,996	1,080,433	105,640	974,792	0
33541100-541410	C1715	BETHANY RD @ MAYFIELD RD	1,768,504	208,911	1,559,593	-	1,559,593	92,049	1,457,275	10,268
33541100-541410	C1716	MORRIS RD OPERATIONAL IMP	3,480,759	367,225	2,613,534	500,000	3,113,534	1,077,905	2,015,669	19,960
33541100-541410	C1717	OLD MILTON PKWY CAPACITY IMP	1,790,675	212,740	1,577,935	-	1,577,935	529,915	31,934	1,016,086
33541100-541410	C1718	WINDWARD PKWY IMP	185,600	185,100	500	-	500	-	-	500
33541100-541410	C1800	HAYNES BRIDGE RD IMP	5,000,000	-	5,000,000	-	5,000,000	-	-	5,000,000
33541100-541410	C1932	ACADEMY ST IMPROVEMENTS	242,175	-	242,175	-	242,175	-	242,175	-
33541100-541410	C1933	WEBB BRIDGE RD IMPROVEMENTS	569,718	-	569,718	-	569,718	-	569,718	1
33541100-541410	C1934	WINDWARD PKWY EAST IMPROVEMENTS	345,305	-	345,305	-	345,305	-	345,305	-
33541100-541410	C1935	WINDWARD PKWY WEST IMPROVEMENTS	240,025	-	240,025	-	240,025	-	240,025	-
		Total			**$ 14,958,814**	**$ 8,160,000**	**$ 23,118,814**	**$ 2,041,082**	**$ 6,952,541**	**$ 14,125,191**

SPECIAL REVENUE FUNDS WITH CAPITAL PROJECTS

Revenue & Expenditure Reports

CITY OF ALPHARETTA

Financial Management Reports
Special Revenue Funds
Confiscated Assets Fund (Fund 210; life-to-date for active projects)
As of June 30, 2019

Account #		Project	Project Snapshot: Total Project Authorization	Project Snapshot: Prior Year Actuals	FY 2019: Carryforward Budget	FY 2019: FY 2019 Appropriations	FY 2019: Total Budget	FY 2019: Collections / Expenditures	FY 2019: Encumbrances	Funds Available
Revenue										
DEA										
21031110-351300		CONFISCATION/FEDERAL SEIZURE	2,672,386	2,372,386	$ 300,000	$ -	$ 300,000	$ 380,126		$ (80,126)
21031110-361000		INTEREST EARNINGS	5,255	4,655	600	-	600	635		(35)
21031110-392100		SALE OF CAPITAL ASSETS (FEDERAL)	14,366	14,366	-	-	-	-		-
21031110-395000		CARRYFORWARD FUND BALANCE	438,992	-	151,485	287,507	438,992	-		438,992
		subtotal			***$ 452,085***	***$ 287,507***	***$ 739,592***	***$ 380,761***		***$ 358,831***
State										
21031120-351301		CONFISCATION/STATE SEIZURE	180,033	180,033	$ -	$ -	$ -	$ -		$ -
21031120-395000		CARRYFORWARD FUND BAL(STATE)	(115,815)	-	(115,815)	-	(115,815)	-		(115,815)
		subtotal			***$ (115,815)***	***$ -***	***$ (115,815)***	***$ -***		***$ (115,815)***
21031120-336000	C1817	SWAT EQUIP(MILTON/ROSWELL) (STATE)	207,616	65,025	$ 142,591	$ -	$ 142,591	$ 142,590		$ 1
		subtotal			***$ 142,591***	***$ -***	***$ 142,591***	***$ 142,590***		***$ 1***
		Total			**$ 478,861**	**$ 287,507**	**$ 766,368**	**$ 523,352**		**$ 243,016**
Expenditures										
DEA										
21031110-51*		PERSONNEL SERVICES	1,523,439	1,235,932	$ -	$ 287,507	$ 287,507	$ 283,061	$ -	$ 4,446
21031110-52*		MAINTENANCE AND OPERATIONS	133,457	105,938	27,519	-	27,519	24,392	3,000	127
21031110-542100	C1401	MACHINERY AND EQUIPMENT	47,246	28,817	18,429	-	18,429	-	-	18,429
21031110-542400	C1812	BODY CAMERA PROGRAM	15,140	-	15,140	-	15,140	15,140	-	-
21031110-531600		SMALL EQUIPMENT	37,062	-	37,062	-	37,062	8,082	16,593	12,387
21031110-579007		NEXT YEAR BUDGET RESERVE	351,344	-	351,344	-	351,344	-	-	351,344
		subtotal			***$ 449,494***	***$ 287,507***	***$ 737,001***	***$ 330,675***	***$ 19,593***	***$ 386,733***
State										
21031120-532400		NON-RECURRING EXPENSES	237,533	214,941	$ 22,592	$ -	$ 22,592	$ -	$ -	$ 22,592
21031110-579000		NON-ALLOCATED	6,775	-	6,775	-	6,775	-	-	6,775
210-611301		TRANSFER OUT OF FUND 210	-	-	-	-	-	26,777	-	(26,777)
		subtotal			***$ 29,367***	***$ -***	***$ 29,367***	***$ 26,777***	***$ -***	***$ 2,590***
		Total			**$ 478,861**	**$ 287,507**	**$ 766,368**	**$ 357,452**	**$ 19,593**	**$ 389,323**

CITY OF ALPHARETTA

Financial Management Reports
Special Revenue Funds
Impact Fee Fund (Fund 270; life-to-date for active projects)
As of June 30, 2019

Account #		Project	Project Snapshot: Total Project Authorization	Project Snapshot: Prior Year Actuals	FY 2019: Carryforward Budget	FY 2019: FY 2019 Appropriations	FY 2019: Total Budget	FY 2019: Collections / Expenditures	FY 2019: Encumbrances	Funds Available
Revenue										
27074110-341321		IMPACT FEES STREETS & HIGHWAYS	$ 1,768,260	$ 1,518,260	$ 250,000	$ -	$ 250,000	$ 246,362		$ 3,638
27074110-341323		IMPACT FEES RECREATION & PARKS	3,678,623	3,128,623	505,000	45,000	550,000	564,632		(14,632)
27074110-341324		IMPACT FEES PUBLIC SAFETY	773,001	598,001	175,000	-	175,000	149,437		25,563
		subtotal			***$ 930,000***	***$ 45,000***	***$ 975,000***	***$ 960,432***		***$ 14,568***
Non-Departmental										
27074110-395000		CARRYFORWARD FUND BALANCE			$ 2,179,187	$ 565,000	$ 2,744,187	$ -		$ 2,744,187
27074110-361000		INTEREST EARNINGS			50,000	-	50,000	83,063		(33,063)
		subtotal			***$ 2,229,187***	***$ 565,000***	***$ 2,794,187***	***$ 83,063***		***$ 2,711,124***
		Total			**$ 3,159,187**	**$ 610,000**	**$ 3,769,187**	**$ 1,043,495**		**$ 2,725,692**
Expenditures										
Public Safety										
27031150-541300	C1630	PS HQ EXPANSION	$ 718,750	$ 678,750	$ -	$ 40,000	$ 40,000	$ 40,000	$ -	$ (0)
		subtotal			***$ -***	***$ 40,000***	***$ 40,000***	***$ 40,000***	***$ -***	***$ (0)***
Public Works										
27041100-541410	C1410	RUCKER RD CORRIDOR	$ 1,150,000	$ -	$ 1,150,000	$ -	1,150,000	$ 23,700	$ 515,763	$ 610,537
27041100-541410	C1909	PARK PLAZA SIGNAL	72,300	-	-	72,300	72,300	-	45,935	26,365
27041100-541410	C1922	WILLD RD WIDENING	14,460	-	14,460	-	14,460	14,460	-	-
		subtotal			***$ 1,164,460***	***$ 72,300***	***$ 1,236,760***	***$ 38,160***	***$ 561,698***	***$ 636,902***
Recreation, Parks & Cultural Services										
27061150-541500	C1611	ALPHARETTA ARTS CENTER	$ 1,300,001	$ 1,286,395	$ 13,606	$ -	$ 13,606	$ 13,606	$ -	$ -
27061150-541000	C1711	CULTURAL ARTS LAND/PARK LAND	150,000	-	150,000	-	150,000	-	-	150,000
27061150-541500	C1808	CITY CTR SIDEWALKS/UTILITIES	300,000	-	300,000	-	300,000	300,000	-	-
27061150-541500	C1920	PARK DEVELOPMENT	433,693	-	313,693	120,000	433,693	-	-	433,693
		subtotal			***$ 777,299***	***$ 120,000***	***$ 897,299***	***$ 313,606***	***$ -***	***$ 583,693***
Non-Departmental										
27074110-579001		NON-ALLOCATED STREETS & HIGHWAYS			$ 485,141	$ 377,700	$ 862,841	$ -	$ -	$ 862,841
27074110-579002		NON-ALLOCATED RECREATION & PARKS			523,453	-	523,453	-	-	523,453
27074110-579003		NON-ALLOCATED PUBLIC SAFETY			208,834	-	208,834	-	-	208,834
		subtotal			***$ 1,217,428***	***$ 377,700***	***$ 1,595,128***	***$ -***	***$ -***	***$ 1,595,128***
		Total			**$ 3,159,187**	**$ 610,000**	**$ 3,769,187**	**$ 391,766**	**$ 561,698**	**$ 2,815,723**

CITY OF ALPHARETTA

Financial Management Reports
Special Revenue Funds
Hotel/Motel Fund (Fund 275; life-to-date for active projects)
As of June 30, 2019

Account #		Project	Project Snapshot: Total Project Authorization	Project Snapshot: Prior Year Actuals	FY 2019: Carryforward Budget	FY 2019: FY 2019 Appropriations	FY 2019: Total Budget	FY 2019: Collections / Expenditures	FY 2019: Encumbrances	Funds Available
Revenue										
27590150-314100		HOTEL/MOTEL TAXES	42,375,036	33,775,036	$ 950,000	$ 7,650,000	$ 8,600,000	$ 8,280,758		$ 319,242
27590150-319201		PENALTY/INTEREST HOTEL/MOTEL TAXES	-	-	-	-	-	2,066		(2,066)
27590150-391316		TRANSFER IN FROM CONF CTR BOND FUND	380,222	-	380,222	-	380,222	380,308		(86)
		subtotal			***$ 1,330,222***	***$ 7,650,000***	***$ 8,980,222***	***$ 8,663,132***		***$ 317,090***
Non-Departmental										
27590150-395000		CARRYFORWARD FUND BALANCE	1,770,515	-	$ 1,770,515	$ -	$ 1,770,515	$ -		$ 1,770,515
		subtotal			***$ 1,770,515***	***$ -***	***$ 1,770,515***	***$ -***		***$ 1,770,515***
		Total			**$ 3,100,737**	**$ 7,650,000**	**$ 10,750,737**	**$ 8,663,132**		**$ 2,087,605**
Expenditures										
Alpharetta Convention & Visitors Bureau										
27590150-572002		ALPHA CONV & VISITORS BUREAU DISTRIBUTION	18,493,377	14,730,877	$ 415,625	$ 3,346,875	$ 3,762,500	$ 3,623,735	$ -	$ 138,765
		subtotal			***$ 415,625***	***$ 3,346,875***	***$ 3,762,500***	***$ 3,623,735***	***$ -***	***$ 138,765***
City/Other										
27590150-521200		PROFESSIONAL SERVICES	10,150	7,050	$ 100	$ 3,000	$ 3,100	$ 6,065	$ -	$ (2,965)
27590150-611100		CITY OF ALPHARETTA DISTRIBUTION	16,251,035	13,026,035	356,250	2,868,750	3,225,000	3,106,059	-	118,941
		subtotal			***$ 356,350***	***$ 2,871,750***	***$ 3,228,100***	***$ 3,112,124***	***$ -***	***$ 115,976***
Tourism Product Development										
27590150-541500	C1611	ALPHARETTA ARTS CENTER	550,001	385,609	$ 164,392	$ -	$ 164,392	$ 164,391	$ -	$ 1
27590150-541500	C1908	WAYFINDING SIGNAGE	51,412	-	-	51,412	51,412	-	-	51,412
27590150-541500	C1911	EQUESTRIAN CENTER	250,000	-	-	250,000	250,000	-	-	250,000
27590150-579000		RESERVE (TOURIST PRODUCT DEVELOPMENT)	814,470	-	664,470	150,000	814,470	-	-	814,470
27590150-579006		DEBT SERVICE RESERVE	1,500,000	-	1,500,000		1,500,000	-	-	1,500,000
27590151-581100	D1600	PRINCIPAL (2016 CONF CTR BOND)	200,000	-	-	200,000	200,000	200,000	-	-
27590151-582100	D1600	INTEREST PAYMENT (2016 CONF CTR BOND)	2,335,555	1,555,592	-	779,963	779,963	779,963	-	1
		subtotal			***$ 2,328,862***	***$ 1,431,375***	***$ 3,760,237***	***$ 1,144,354***	***$ -***	***$ 2,615,884***
		Total			**$ 3,100,837**	**$ 7,650,000**	**$ 10,750,837**	**$ 7,880,213**	**$ -**	**$ 2,870,624**

OTHER REPORTS

Payments $5,000 and Greater

CITY OF ALPHARETTA

Financial Management Reports

Listing of Payments $5,000 and greater

for the month ended June 30, 2019

Vendor	Description	Department	$ Amount
AB Gymnastics LLC	June 2019 AGA	Recreation, Parks & Cultural Svcs	$ 8,706.20
Ace American Insurance Co (EFT)	Monthly Workers Comp	Finance	$ 16,859.85
Ace Truck Body & Trailer Repair Inc	Truck and Trailer Maintenance/Repair	Public Works	$ 9,259.80
AECOM Technical Services Inc	Down Walk Study/Roundabout/Road Improvements	Public Works	$ 68,462.68
AFLAC	Premium Payment	Finance	$ 10,544.29
AFLAC	Monthly Premium	Finance	$ 10,528.17
Allied Paving Contractors Inc	FY2019 Milling & Resurfacing	Public Works	$ 573,942.87
Alpharetta Convention & Visitors Bureau	Hotel/Motel Occupancy Tax Allocation	Finance	$ 354,358.00
American Facility Services Inc	Janitorial Services	Various	$ 18,754.42
American Management Assoc International	Annual Seminar Savings Pass	Human Resources	$ 9,995.00
Arts Alpharetta	Initial Payment of Grant Funds - Arts Service	Recreation, Parks & Cultural Svcs	$ 59,500.00
Ashley Banan	May 2019 AGA	Recreation, Parks & Cultural Svcs	$ 6,649.10
AT&T	May 2019 Phone Service	Information Technology	$ 5,629.26
AT&T Corp	NI CPE	Information Technology	$ 12,114.42
AT&T/Bellsouth @ 85 Annex	Telephone Services	Public Safety	$ 24,777.82
Atkins North America Inc	Road Improvements	Public Works	$ 7,602.46
Atkins North America Inc	Rucker Road Corridor Improvements	Public Works	$ 39,578.83
Atlanta Pyrotechnics Int'l Inc	Deposit - July 4th 2019 Fireworks Display	Recreation, Parks & Cultural Svcs	$ 15,000.00
B&T Shavings Inc (ACI)	Premium Flakes	Recreation, Parks & Cultural Svcs	$ 5,460.00
Bennett Fire Products Co Inc	Fire Protection Clothing	Public Safety	$ 35,798.00
Blackjack Paving Sealcoating & Striping LLC	Thermoplastic Striping	Public Works	$ 9,965.00
Bleakly Advisory Group Inc	North Point Mall TAD	Community Development	$ 5,000.00
Building Management Consultants LLC	Spring 2019 Flat Roofs Preventative Management Tasks	Public Works	$ 6,000.00
Carl Black Buick GMC	Vehicle Maintenance & Repair	Public Safety	$ 13,140.17
Carr Rahn & Associates Inc	Appraisal Reports - Alpha Loop Trail Project	Public Works	$ 5,200.00
CDW LLC	Software Maintenance and Support	Information Technology	$ 10,601.43
Cigna Premiums (wire)	Monthly Premium	Finance	$ 136,661.30
Cigna Premiums (wire)	Monthly Premium	Finance	$ 41,428.50
Cigna Premiums (wire)	Monthly Premium	Finance	$ 35,176.85
City of Roswell	Training Center	Public Safety	$ 7,847.51
Comfort by Design (ACI)	HVAC Maintenance and Repairs	Public Works	$ 7,663.92
Corporate Health Partners Inc	Employee Wellness Program	Finance	$ 33,673.60

CITY OF ALPHARETTA

Financial Management Reports

Listing of Payments $5,000 and greater

for the month ended June 30, 2019

Vendor	Description	Department	$ Amount
CW Matthews Contract Co Inc	Rucker Road Corridor Improvements	Public Works	$ 311,272.99
CW Matthews Contract Co Inc	Rucker Road Corridor Improvements	Public Works	$ 552,044.39
Dana Safety Supply Inc	Vehicle Upfit	Public Safety	$ 16,319.26
Data Media Associates Inc	Quarterly Sanitation and Delinquent Property Tax Statements	Finance	$ 9,910.20
Dell Marketing LP	Replacement Computers	Information Technology	$ 51,709.42
Dynatest North America	2018-2019 Sidewalk and Analysis/Reports	Public Works	$ 9,924.00
Earthly Matters Contracting Inc	Wills Park Building Maintenance and Repairs	Recreation, Parks & Cultural Svcs	$ 6,370.00
Ed Castro Landscape Inc	April and May 2019 Grounds Maintenance	Recreation, Parks & Cultural Svcs	$ 12,535.58
Ed Castro Landscape Inc	June 2019 Maintenance	Recreation, Parks & Cultural Svcs	$ 8,035.58
FISERV (wire)	Development Authority	Finance	$ 125,000.00
Fulton County Board of Commission	May 2019 State Reports-LVAP Fund Disbursements	Municipal Court	$ 10,033.25
Fulton County Board of Education	Fuel Bill	Finance	$ 42,707.59
Georgia Power Co	Power Bill	Finance	$ 166,238.51
Georgia Superior Court Clerks	May 2019 State Reports	Municipal Court	$ 44,075.41
Hawkins Construction LLC	Acoustical Ceiling Tile	Public Works	$ 10,379.52
Idera Inc	Annual SQL Safe	Information Technology	$ 8,830.77
James W Casto	Brooke Street Park Event	Recreation, Parks & Cultural Svcs	$ 5,000.00
James W Casto	6/22/19 Brooke Street Park Event	Recreation, Parks & Cultural Svcs	$ 5,000.00
Jason Moody	Multiple Sidewalk Segments	Public Works	$ 181,732.50
KCI Technologies Inc	Douglas Road Drainage and Meadow Drive Drainage Study	Public Works	$ 27,175.00
KCI Technologies Inc	Mayfield Road @ Mayfield Manor	Public Works	$ 6,960.00
Larry Evans Trucking Inc	Stone and Sand	Recreation, Parks & Cultural Svcs	$ 5,508.78
Lazy Grass LLC	Synthetic Grass	Public Works	$ 20,049.00
LD Gymnastics Inc	Gymnastic Camp and June Classes	Recreation, Parks & Cultural Svcs	$ 11,045.93
Mass Services Inc (ACI)	Equestrian Stall Cleaning	Recreation, Parks & Cultural Svcs	$ 7,884.57
Meer Electrical Contractors Inc	Electrical Services	Recreation, Parks & Cultural Svcs	$ 16,276.92
MSK2 LLC	Alpha North Point Area	Community Development	$ 17,702.70
MSK2 LLC	North Point Area Creative Placemaking	Community Development	$ 15,133.70
North Point Mall LLC	Tax Refund	Finance	$ 99,379.19
OpenGov	Annual Financial Integration and Management Reporting	Finance	$ 12,000.00
Peace Officer's Annuity & Benefit Fund of GA	May 2019 State Reports	Municipal Court	$ 10,155.25
Pond & Company	Windward Park	Recreation, Parks & Cultural Svcs	$ 8,120.00

CITY OF ALPHARETTA

Financial Management Reports

Listing of Payments $5,000 and greater

for the month ended June 30, 2019

Vendor	Description	Department	$ Amount
Premier Woodworks Inc	Movable Art Walls	Recreation, Parks & Cultural Svcs	$ 6,900.00
Property Pro Services	Public Works Renovations	Public Works	$ 28,051.00
Republic Services #800	May 2019 Waste Management Services	Finance	$ 346,001.07
Ruppert Landscape	May 2019 Landscape Maintenance	Public Works	$ 31,868.50
Russell Landscape LLC	May 2019 Landscape Maintenance	Public Works	$ 13,682.69
Sawnee Electric Membership Corp	Power Bills	Finance	$ 35,065.03
ScreenSmith	Event Uniform Shirts	Recreation, Parks & Cultural Svcs	$ 12,323.25
SG Echo Partners	Tax Refund	Finance	$ 8,643.34
Specialty Floor Solutions LLC	Variglaze	Recreation, Parks & Cultural Svcs	$ 25,637.60
State Bank & Trust Company	Tax Refund	Finance	$ 5,119.86
SunTrust P-Card	E-Payables Payment	Finance	$ 47,359.81
SunTrust P-Card	Procurement Card Payment	Finance	$ 124,842.64
Tech Alpharetta Inc	July 2019 ATC Operational	Development Authority	$ 10,416.66
Tetra Tech	Old Roswell Street Parking Lot	Public Works	$ 12,485.00
Tetra Tech	Erosion Control Services	Public Works	$ 24,507.20
TetraTech Inc	Big Creek Slope Stabilization/Wills Pk Survey/Windward Pkwy Imp.	Public Works	$ 75,029.00
The Christman Company	Milton Avenue Parking Deck	Public Works	$ 195,757.00
The Cincinnati Life Insurance Company	June 2019 Premium	Finance	$ 6,221.25
The Spyglass Group LLC	Annual Spycare Fee	Information Technology	$ 6,000.00
Thin Blue Line of Leadership LLC	Training Fee	Public Safety	$ 5,109.25
Timmons Group Inc	CityWorks Performance Audit	Community Development	$ 5,385.00
Tri Scapes Inc	May 2019 Maintenance and Sprayed Soccer Field	Recreation, Parks & Cultural Svcs	$ 22,053.16
Tri Scapes Inc	Webb Bridge Park Zone Trail	Recreation, Parks & Cultural Svcs	$ 7,078.88
Utility Associates Inc	Body Worn Cameras and Support	Public Safety	$ 40,260.00
Verizon Wireless Services	Wireless Services	Information Technology	$ 21,050.37
Vertical Earth	Morris Road Operational Improvements	Public Works	$ 96,570.99
Vertical Earth	SR400 @ Windward Parkway	Public Works	$ 141,573.03
Wade Ford Inc	2019 F750 Truck	Public Works	$ 121,483.00
Wholesale Commercial Laundry Equipment SE	Washer Extractors	Public Safety	$ 23,085.00

OTHER REPORTS

Purchase Orders between $5,000 and $50,000

CITY OF ALPHARETTA

Financial Management Reports

Listing of PO's between $5,000.01 and $50,000.00

for the month ended June 30, 2019

Purchase Order #	Vendor	Department	Purchase Order Amt.	Description
19000611	Jump Start Sports LLC	Rec., Parks & Cultural Svcs	$ 7,500.00	Recreation instructor services
19000612	AECOM Technical Services Inc	Public Works	$ 45,175.00	Design services for maintenance and repair of (9) bridges
19000613	Utilicom Supply Associates	Public Works	$ 9,610.46	Traffic signal materials and hardware for installation of flashing yellow arrows at various intersections
19000615	Atlanta Pyrotechnics International Inc	Rec., Parks & Cultural Svcs	$ 30,000.00	July 4th fireworks
19000622	Hawkins Construction	Public Works	$ 43,741.50	Ceiling tile replacements for fire stations 81 - 86
19000625	Horse and Plow Landscape and Construction LLC	Rec., Parks & Cultural Svcs	$ 9,950.00	Concrete patio installations with paths
19000628	Idera Inc	Information Technology	$ 8,830.80	SQL safe software
19000633	American Management Association International	Human Resources	$ 9,995.00	Management skills employee training
19000636	CMC Rescue Inc	Public Safety	$ 9,785.00	Replacement ropes for bailout equipment
19000637	Dell Marketing LP	Public Safety	$ 11,383.20	(8) Desktop computers for CID
19000639	Dataworks Plus LLC	Courts	$ 27,190.00	Livescan fingerprint machine for Courts
19000642	Pond & Company	Rec., Parks & Cultural Svcs	$ 12,000.00	Development of programming, conceptual design, and concept-level cost estimation services for new maintenance yard and facility at Wills Park
19000643	Atkins North America Inc	Public Works	$ 15,000.00	Project management services for Old Milton Pkwy TSPLOST project

OTHER REPORTS

Bid/RFP Status

CITY OF ALPHARETTA

Financial Management Reports

Bid/RFP Status

for the month ended June 30, 2019

Bid#	RFP#	Department	Description	Close Date	Number of Vendor Responses	Award Date	Awarded To	Award Amount	Note	Purchase Order Date	Purchase Order #
18-003		Public Works	SR 400 Ramp at Windward Parkway Phase 2	6/14/2018	7	11/26/2018	Vertical Earth	$ 4,882,794.38		2/15/2019	19000453
	18-109 RFP	Public Safety	Public Safety Emergency Medical Equipment & Supplies	6/21/2018	7	8/6/2018	Southeastern Emergency Equipment	$ 55,000.00	1		
18-009		Public Works	Morris Road Operational Improvements	7/12/2018	5	8/27/2018	Vertical Earth	$ 2,600,127.17		12/12/2018	19000368
	19-101 RFP	Com Dev	Creative Placemaking Plan for North Point Area	8/2/2018	7	9/17/2018	MKSK	$ 93,726.00		10/17/2018	19000288
	19-1001 RFQ	Public Works	Roadway Rating and Pavement Analysis	8/9/2018	5	n/a	Shortlisted to 4 firms for RFP 19-104				
19-002		Public Works	Morrison Parkway Sidewalk Improvements	8/23/2018	5	9/4/2018	Sol Construction, LLC	$ 618,306.40	3		
	19-104 RFP	Public Works	Roadway Rating and Pavement Analysis	9/6/2018	4	10/1/2018	Dynatest North America	$ 329,644.50		10/30/2018	19000309
	19-102 RFP	Public Safety	Fire Department Structural Turnout Gear	9/12/2018	4	10/15/2018	Bennett Fire Products Company, Inc.				
19-003		Public Works	FY 2019 Milling & Resurfacing	9/13/2018	3	10/1/2018	Allied Paving, Inc.	$ 3,301,963.20		2/22/2019	19000461
	19-103 RFP	Rec/Parks	North Park Artificial Turf Replacement	9/13/2018	4	10/15/2018	Sprinturf, LLC	$ 462,521.00		11/29/2018	19000348
19-004		Public Works	Bethany Road Roundabouts	9/27/2018	6	11/5/2018	CMES, Inc.	$ 3,225,687.00	9	7/16/2019	19000646
19-006		Public Works	Multiple Sidewalk Improvements	10/25/2018	7	12/10/2018	A1 Contracting, LLC	$ 926,423.00		2/26/2019	19000467
19-008		Finance	XEROX Multi-Function Copiers	11/8/2018	3	11/12/2018	Repro Products, Inc.		2	2/27/2019	19000472
	19-1002 RFQ	Public Works	On-Call Survey Services	11/16/2018	18	n/a	Shortlisted to 6 firms for future RFP 19-110				
19-007		Public Works	Kimball Bridge Road Corridor Improvements	11/29/2018	6	1/14/2019	CMES, Inc.	$ 15,691,990.00		3/29/2019	19000520
	~~19-105 RFP~~	~~Public Works~~	~~Wills Park Stream Restoration~~	~~11/29/2018~~	~~3~~						
	19-106 RFP	Rec/Parks	Event Management Services	12/6/2018	5	3/11/2019	Premier Events	$ 122,000.00			
	19-1003 RFQ	Public Works	Bid Creek Greenway Extension	12/13/2018	5	n/a	Shortlisted to 3 firms for future RFP 19-108				
19-009		Public Works	Alpha Loop Gap - Thompson Street	1/24/2019	7	6/3/2019	Vertical Earth, Inc.	$ 572,928.79	10		
19-010		Public Works	Park Plaza at Academy Street Intersection Improvements	1/24/2019	3	2/18/2019	GTG Traffic Signals	$ 185,240.00		5/9/2019	19000560
	~~19-109 RFP~~	~~Admin and Information Technology~~	~~City Council AV Project Design/Build~~	~~2/21/2019~~	~~3~~						
	19-107 RFP	Public Safety and Information Technology	Video and Badge Security Systems	2/28/2019	2	6/10/2019	NetPlanner Systems, Inc.		5		
	19-112 RFP	Rec/Parks	Wills Park Pool Maintenance	3/7/2019	3	3/25/2019	DC Pool Service LLC	not to exceed $60,000.00	4	4/2/2019	19000528
~~19-011~~		~~Public Works~~	~~Old Roswell Street Parking Lot Compactor Improvements~~	~~3/14/2019~~	~~2~~						

CITY OF ALPHARETTA

Financial Management Reports

Bid/RFP Status

for the month ended June 30, 2019

Bid#	RFP#	Department	Description	Close Date	Number of Vendor Responses	Award Date	Awarded To	Award Amount	Note	Purchase Order Date	Purchase Order #
	19-111 RFP	Rec/Parks	On-Call Electrical Services for Events	3/21/2019	2	6/3/2019	Meer Electric, Inc.	$ 35,000.00			
	19-110 RFP	Public Works	On-Call Survey Services	4/16/2019	6	5/20/2019	TerraMark Land Surveying, Inc.				
	19-1005 RFQ	Rec/Parks	On-Call Park Trail Construction Services	4/18/2019	7	6/3/2019	Steele & Associates, Inc.; Integrated Construction & Nability, Inc.				
	19-113 RFP	Public Safety	Traffic Preemption System for Emergency Response	4/18/2019	2	7/8/2019	Temple, Inc.	$ 300,000.00			
	19-115 RFP	Rec/Parks	Parks Wayfinding & Signage Replacements - Phase 1	4/18/2019	3	6/17/2019	Roswell Signs, LLC (Signarama Roswell)		6		
19-013		Rec/Parks	Stall Cleaning	5/3/2019	2	6/3/2019	Mass Services, Inc. (dba The Dumpster Company)		7		
	19-108 RFP	Public Works	Big Creek Greenway Extension	5/3/2019	2						
	19-116 RFP	Rec/Parks	On-Call Equipment Rental for Events	5/9/2019	3						
19-012		General	Sale of City-Owned Real Property, Retail Condominium Unit	6/13/2019	4						
	20-103 RFP	Public Safety	Speed Detection Camera System for School Zones	6/21/2019	3	7/11/2019	RedSpeed	$ -	8		
20-001		Public Works	FY 2020 Milling, Resurfacing and Pavement Preservation	6/27/2019	4	7/15/2019	Allied Paving Contractors, Inc.	$ 5,073,000.00			
	19-117 RFP	Admin	Website Planning and Project Management Services	7/11/2019	8						
20-003		Public Works	Fire Station Renovations: Kitchens and Bathrooms	7/11/2019	4						
	20-102 RFP	Rec/Parks	On-Call Tree Service for Parks	8/8/2019							

Notes:

1 Award of $55,000 is appropriations for medical supplies as needed throughout the fiscal year.
2 Award below threshold requiring Council contract award.
3 Waiting for construction easements
4 Not to exceed $60,000 per year - includes service and pool chemicals
5 Award is for a 5-year service contract to provide maintenance, management and support, as well as replacement/expansion of security cameras. Initial replacement/expansion projects included in this award are for City Jail and 2 Park Plaza Parking Garage.
6 Five-year contract. Initial budget = $118,700
7 Five-year contract. Initial budget = $150,000
8 No cost to the City. This program is 100% violator funded.
9 Waiting for ROW
10 Waiting for ROW

OTHER REPORTS

GAAP Financial Statements

City of Alpharetta
Balance Sheet
Governmental Funds
June 30, 2019

	Major Governmental Funds						Non-Major	Total
	General Fund	Capital Project Fund	Capital Grant Fund	Conf Center Bond Fund	Construction Bond Fund	T-SPLOST Capital Fund	Governmental Funds	Governmental Funds
ASSETS								
Cash / Cash Equivalents / Investments	$ 30,629,386	$ 10,858,886	$ 351,733	$ -	$ 35,283,909	$ 20,615,379	$ 10,059,222	$ 107,798,514
Receivables (net of allowance for uncollectibles)								
Taxes Receivable								
Property Taxes	277,433	-	-	-	-	-	60,479	337,912
Other Taxes	.	-	-	-	-	-	-	-
Interest	-	-	-	-	-	-	-	-
Accounts	96,571	-	-	-	-	-	-	96,571
Due from Other Funds	-	-	-	-	-	-	-	-
Prepaid Items	-	-	-	-	-	-	-	-
Cash - Restricted	-	344,311	-	-	-	-	-	344,311
Intergovernmental Receivable	-	347,466	142,770	-	-	-	25,756	515,992
Restricted	-	-		-	-	-	-	-
Total Assets	**31,003,391**	**11,550,662**	**494,503**	**-**	**35,283,909**	**20,615,379**	**10,145,456**	**109,093,300**
LIABILITIES AND FUND BALANCES								
Liabilities								
Current								
Accounts Payable	2,119,871	130,226	8,801	-	-	126,722	42,930	2,428,550
Retainage Payable	-	718,097	60,198	-	414,002	58,683	-	1,250,980
Intergovernmental Payable			-	-	-	-	-	-
Arbitrage Payable	-	-	-	-	-	-	-	-
Accounts payable/AR Suspense acct								
Claims Payable	-	-	-	-	-	-	-	-
Payroll Payable	17,527	-	-	-	-	-	4,753	22,280
Due to Other Funds	-	-	-	-	-	-	-	-
Deferred Revenue	357,027	347,466	24,701	-	-	-	86,218	815,411
Unearned Revenue	-	-	-	-	-	-	-	-
Teen Driving/Donation	-	-	-	-	-	-	-	-
T.A.D Payment to County	-	-	-	-	-	-	-	-
Compensated Absences	-	-	-	-	-	-	-	-
Non-Current								
Unclaimed Property	-	-	-	-	-	-	-	-
Claims Payable	-	-	-	-	-	-	-	-
Total Liabilities	**2,494,425**	**1,195,788**	**93,699**	**-**	**414,002**	**185,405**	**133,901**	**4,517,221**
Fund Balances:								
Restricted for:								
Capital Projects	-	344,311	400,803	-	34,869,907	20,429,974	3,395,916	59,440,911
Law Enforcement	-	-	-	-	-	-	501,984	501,984
Emergency Telephone Activities	-	-	-	-	-	-	1,179,178	1,179,178
Grant Projects	-	-	-	-	-	-	-	-
Debt Service	-	-	-	-	-	-	1,212,340	1,212,340
Promotion of Tourism	-	-	-	-	-	-	2,553,435	2,553,435
Assigned for:								-
Grant Projects	-		-	-	-	-	34,488	34,488
Capital Projects	-	10,010,563	-	-	-	-	-	10,010,563
2019 Fiscal year Expenditures	6,100,065	-	-	-	-	-	-	6,100,065
Unassigned	22,408,900	-	-	-	-	-	1,134,214	23,543,114
Total Fund Balances	28,508,965	10,354,874	400,803	-	34,869,907	20,429,974	10,011,555	104,576,079
Total Liabilities and Fund Balances	**$ 31,003,391**	**$ 11,550,662**	**$ 494,503**	**$ -**	**$ 35,283,909**	**$ 20,615,379**	**$ 10,145,456**	**$ 109,093,300**

City of Alpharetta
Statement of Revenues, Expenditures, and Changes in Fund Balances
Governmental Funds
For the Period Ended June 30, 2019

	Major Governmental Funds						Non-Major	Total
	General Fund	Capital Project Fund	Capital Grant Fund	Conf Ctr Fund Fund	S2016 Const Bond Fund	T-SPLOST Capital Fund	Governmental Funds	Governmental Funds
REVENUES								
Taxes:								
Property Tax	$ 24,806,938	$ -	$ -	$ -	$ -	$ -	$ 8,282,824	$ 33,089,762
Local Option Sales Tax	15,451,430	-	-	-	-	-	5,572,290	21,023,721
Transportation Special Purpose Local Option Sales Tax	-	-	-	-	-	10,321,828	-	10,321,828
Other Taxes	15,919,402	-	-	-	-	-	3,520,729	19,440,131
Licenses and permits	3,498,973	-	-	-	-	-	960,432	4,459,405
Intergovernmental	507,098	1,524,953	1,125,849	-	-	-	388,848	3,546,748
Charges for services	5,110,857	-	-	-	-	-	157,414	5,268,271
Impact Fees		-	-	-	-	-	1,000	1,000
Fines/Forfeitures	1,834,608	-	-	-	-	-	216,693	2,051,300
Investment earnings	745,578	354,035	17,482	5,585	846,501	355,413	-	2,324,594
Contributions and Donations	-	336,489	-	-	-	-	-	336,489
Misc Revenue		24,350						24,350
Other	208,326	213,212	-	-	-	-	-	421,538
Total revenues	**68,083,210**	**2,453,038**	**1,143,331**	**5,585**	**846,501**	**10,677,241**	**19,100,229**	**102,309,135**
EXPENDITURES								
Current:								
Unallocated	-	-	-	-	-	-	3,623,735	3,623,735
General government	8,589,974	736,974	-	-	-	-	5,471,535	14,798,483
Public safety	26,698,782	1,377,083	-	-	-	-	4,659,325	32,735,190
Public works	8,158,097	11,138,309	880,659	-	3,173,483	2,041,082	1,343,342	26,734,972
Economic and community development	2,992,119	198,536	77,371	-	-	-	-	3,268,026
Alpharetta Business Community		104,707		-	-	-	-	104,707
Culture and recreation	9,326,363	1,379,067	-	-	595,758	-	494,606	11,795,795
Debt service:								
Principal	-	-	-	-	-	-	200,000	200,000
Interest	-	-	-	-	-	-	779,963	779,963
Other Costs	798,332	-	-	-	-	-	-	798,332
Bond issuance costs	286,590	-	-	-	-	-	6,065	292,655
Capital outlay	-	-	-	-	-	-	-	-
Total expenditures	**56,850,257**	**14,934,676**	**958,030**	**-**	**3,769,241**	**2,041,082**	**16,578,571**	**95,131,857**
Excess (deficiency) of revenues over (under) expenditures	11,232,953	(12,481,638)	185,301	5,585	(2,922,740)	8,636,159	2,521,659	7,177,279
OTHER FINANCING SOURCES (USES)								
Transfers in	3,106,059	8,695,065	-	-	-	-	380,308	12,181,432
Transfers out	(10,600,065)	-	-	(380,308)	-	-	(1,201,059)	(12,181,432)
Loan Proceeds	-	-	-	-	-	-	-	-
Capital Leases	-	-	-	-	-	-	-	-
Sale of capital assets	123,366	-	-	-	-	-	-	123,366
Sale of non-capital assets	9,572	-	-	-	-	-	-	9,572
Land Sale	-	-	-	-	-	-	-	-
Insurance Proceeds	-	-	-	-	-	-	-	-
Bond Proceeds	-	-	-	-	-	-	-	-
Total other financing sources and (uses)	(7,361,067)	8,695,065	-	(380,308)	-	-	(820,751)	132,939
Net change in fund balances	3,871,886	(3,786,573)	185,301	(374,723)	(2,922,740)	8,636,159	1,700,908	7,310,217
Fund balances - beginning	**24,637,080**	**14,141,447**	**215,502**	**374,723**	**37,792,647**	**11,793,815**	**8,310,647**	**97,265,862**
Fund balances - ending	**$ 28,508,965**	**$ 10,354,874**	**$ 400,803**	**$ -**	**$ 34,869,907**	**$ 20,429,974**	**$ 10,011,555**	**$ 104,576,079**

City of Alpharetta
General Fund
Statement of Revenues, Expenditures, and Changes in Fund Balances - Budget and Actual
For the Period Ended June 30, 2019

	Budget	Actual Amounts	Variance with Budget- Positive (Negative)
REVENUES			
Taxes:			
Property Tax	$ 24,322,000	$ 24,806,938	$ 484,938
Local Option Sales Tax	15,650,000	15,451,430	(198,570)
Other Taxes	15,739,500	15,919,402	179,902
Licenses and Permits	2,023,250	3,498,973	1,475,723
Intergovernmental	460,000	507,098	47,098
Charges for Service	4,468,940	5,110,857	641,917
Fines/Forfeitures	1,987,500	1,834,608	(152,892)
Investment Earnings	150,000	745,578	595,578
Contributions and Donations	-	-	-
Other	200,416	208,326	7,910
Total revenues	65,001,606	68,083,210	3,081,604
EXPENDITURES			
Current:			
General government			
City Administration	1,976,939	1,685,635	291,304
Finance	3,366,136	3,175,957	190,179
Human Resources	505,846	439,524	66,322
Legal	690,000	358,452	331,548
Mayor and Council	364,389	350,709	13,680
Municipal Court	1,096,466	958,773	137,693
Information Technology	1,742,223	1,656,422	85,801
Non-Departmental	689,500	689,500	-
Contingency/OP Onitiative Reserve	1,711,913	108,832	1,603,081
Total general government	12,143,412	9,423,804	2,719,608
Public Safety	28,473,681	26,875,461	1,598,220
Public works	8,821,264	8,241,243	580,021
Economic and community development	3,162,560	2,998,946	163,614
Culture and recreation	9,978,430	9,440,276	538,154
Debt Service			
Principal	180,000	180,000	-
Interest	106,590	106,590	-
Total expenditures	62,865,937	57,266,322	5,599,615
Excess (Deficiency) of revenues over expenditures	2,135,669	10,816,888	8,681,219
OTHER FINANCING SOURCES (USES)			
Transfers in	3,225,000	3,106,059	(118,941)
Transfers out	(11,580,047)	(10,600,065)	979,982
Capital leases	-	-	-
Land Sale	-	-	-
Sale of capital assets	75,813	123,366	47,553
Sale of non-capital assets	43,500	9,572	(33,928)
Total other financing sources and uses	(8,235,734)	(7,361,067)	874,667
Net change in fund balances	(6,100,065)	3,455,820	9,555,885
Fund balances - beginning		**24,637,080**	
Fund balances - ending		**$ 28,092,900**	
Adjustments to GAAP basis:			
Encumbrances		416,065	
Misc adj		-	
Fund balances-ending		**$ 28,508,965**	

City of Alpharetta
Capital Project Fund
Statement of Revenues, Expenditures, and Changes in Fund Balances - Budget and Actual
For the Period Ended June 30, 2019

	Budget	Actual Amounts	Variance with Budget- Positive (Negative)
REVENUES			
Intergovernmental	$ 12,207,719	$ 1,524,953	$ (10,682,766)
Contributions & Donations	1,489,157	336,489	(1,152,668)
Investment earnings	225,000	354,035	129,035
Misc Revenue	24,350	24,350	-
Other	910,137	213,212	(696,925)
Total revenues	14,856,363	2,453,038	(12,403,325)
EXPENDITURES			
Capital Outlay			
General Government:			
City Administration	324,361	176,169	148,192
Finance	50,020	10,474	39,546
Information Technology	1,491,694	576,353	915,341
Non-departmental	3,000,000	-	3,000,000
Total general government	4,866,075	762,995	4,103,080
Public Safety	1,963,163	1,496,042	467,121
Engineering & Public Works	28,843,227	24,252,757	4,590,470
Alpharetta Business Community	172,767	112,894	59,873
Economic and community development	480,172	223,749	256,423
Culture and recreation	2,347,452	1,560,007	787,445
Total Capital Outlay	38,672,856	28,408,444	10,264,412
Excess (Deficiency) revenue over expenditures	(23,816,493)	(25,955,406)	(2,138,913)
OTHER FINANCING SOURCES (USES)			
Transfers in	9,675,047	8,695,065	(979,982)
Capital leases	-	-	-
Budgeted Fund Balance	-	-	-
Total other financing sources and uses	9,675,047	8,695,065	(979,982)
Net change in fund balances	(14,141,446)	(17,260,341)	(3,118,895)
Fund balances - beginning		**14,141,447**	
Fund balances - ending		**$ (3,118,894)**	
Adjustments to GAAP basis:			
Encumbrances		13,473,768	
Misc adj-			
Fund balances-ending		**$ 10,354,874**	

City of Alpharetta
Capital Grant Fund
Schedule of Revenues, Expenditures, and Changes in Fund Balances - Budget and Actual
For the Period Ended June 30, 2019

	Budget	Actual Amounts	Variance with Budget - Positive (Negative)
Revenues:			
Intergovernmental	$ 4,706,566	$ 1,125,849	$ (3,580,717)
Contributions & Donations	-	-	-
Interest Earnings	-	17,482	17,482
Total	4,706,566	1,143,331	(3,563,235)
Expenditures:			
Public Safety	-	-	-
General Government	472,939	-	472,939
Community Development	93,750	93,726	24
Public Works	4,355,379	4,355,377	2
Recreation & Parks	-	-	-
Non-Departmental	-	-	-
Total	4,922,068	4,449,103	472,965
Excess (Deficiency) revenue over expenditures	(215,502)	(3,305,772)	(3,090,270)
Other Financing Sources & Uses:			
Transfers in	-	-	-
Budgeted Fund Balance	-	-	-
Subtotal:	-	-	-
Net change in fund balance	(215,502)	(3,305,772)	(3,090,270)
Fund balance - beginning		**215,502**	
Fund balance - ending		**$ (3,090,270)**	
Adjustments to GAAP basis:			
Misc adj			
Encumbrances		3,491,073	
Fund balances - ending		**$ 400,803**	

City of Alpharetta
Conference Center Fund
Statement of Revenues, Expenditures, and Changes in Fund Balances - Budget and Actual
For the Period Ended June 30, 2019

	Budget	Actual Amounts	Variance with Budget- Positive (Negative)
REVENUES	$ -	$ -	$ -
Bond Proceeds	-	-	-
Premium on Bond Proceeds	-	-	-
Misc Rev	-	-	-
Investment Earnings	5,500	5,585	85
Total revenues	5,500	5,585	85
EXPENDITURES			
General Government:			
Cost of Bond Issuance	-	-	-
Non-Departmental			-
Total general government	-	-	-
City Administration			-
Public Safety	-	-	-
Excess (Deficiency) of Revenues	-	-	-
Over expenditures	5,500	5,585	85
OTHER FINANCING SOURCES			
General Obligation Bond Proceeds	-	-	-
Operating Transfers Out	(380,222)	(380,308)	(86)
Total other financing sources (uses)	-	(380,308)	(380,308)
Net change in fund balances	5,500	(374,723)	(380,223)

Fund balances - beginning	**374,723**
Fund balances - ending	**$ -**
Adjustments to GAAP basis:	
Encumbrances	
Fund balances-ending	**$ -**

City of Alpharetta
Bond Construction Fund
Statement of Revenues, Expenditures, and Changes in Fund Balances - Budget and Actual
For the Period Ended June 30, 2019

	Budget	Actual Amounts	Variance with Budget- Positive (Negative)
REVENUES			
Bond Proceeds	$ -	$ -	$ -
Premium on Bond Proceeds	-	-	-
Misc Revenue	-	-	-
Investment Earnings	700,000	846,501	146,501
Total revenues	700,000	846,501	146,501
EXPENDITURES			
General Government:			
Cost of Bond Issuance	-	-	-
Public Works	27,556,897	22,342,262	5,214,635
Recreation & Parks	10,935,750	690,308	10,245,442
Total general government	38,492,647	23,032,570	15,460,077
City Administration			
Public Safety	-	-	-
Excess (Deficiency) of Revenues Over expenditures	(37,792,647)	(22,186,068)	15,606,579
OTHER FINANCING SOURCES			
General Obligation Bond Proceeds	-	-	-
Operating Transfers Out			-
Total other financing sources (uses)	-	-	-
Net change in fund balances	(37,792,647)	(22,186,068)	15,606,579

Fund balances - beginning	**37,792,647**
Fund balances - ending	**$ 15,606,579**
Adjustments to GAAP basis:	
Encumbrances	19,263,328
Fund balances-ending	**$ 34,869,907**

City of Alpharetta
TSPLOST Fund
Statement of Revenues, Expenditures, and Changes in Fund Balances - Budget and Actual
For the Period Ended June 30, 2019

	Budget	Actual Amounts	Variance with Budget- Positive (Negative)
REVENUES			
Transportation Special Purpose Local Option Sales Tax	$ 11,100,000	$ 10,321,828	$ (778,172)
Investment Earnings	225,000	355,413	130,413
Total revenues	11,325,000	10,677,241	(647,759)
EXPENDITURES			
General Government:			
Cost of Bond Issuance			-
Public Works	23,118,814	9,017,050	14,101,764
Recreation & Parks			-
Total general government	23,118,814	9,017,050	14,101,764
City Administration			-
Public Safety	-	-	-
Excess (Deficiency) of Revenues			-
Over expenditures	(11,793,814)	1,660,192	13,454,006
OTHER FINANCING SOURCES			
General Obligation Bond Proceeds			-
Operating Transfers Out			-
Total other financing sources (uses)	-	-	-
Net change in fund balances	(11,793,814)	1,660,192	13,454,006

Fund balances - beginning	**11,793,815**
Fund balances - ending	**$ 13,454,006**
Adjustments to GAAP basis:	
Encumbrances	6,975,968
Fund balances-ending	**$ 20,429,974**

City of Alpharetta
Internal Service Fund - Medical Insurance
Statement of Net Position
June 30, 2019

ASSETS		
Current Assets:		
Cash and Cash Equivalents & Investments	$	487,842
Accounts Receivables (net of allowance for uncollectibles)		-
Total Current Assets		487,842
Noncurrent Assets:		
Restricted Cash, Cash Equivalents, and Investments		-
Total Restricted Assets		-
Total Noncurrent Assets		-
Total Assets		**487,842**
LIABILITIES		
Current Liabilities:		
Accounts Payable	$	-
Claims Payables		956,128
Accrued Interest Payable		-
Due to Other Funds		-
Total Current Liabilities		
Current Liabilities Payable from Restricted Assets:		-
Total Current Liabilities Payable from Restricted Assets		956,128
Noncurrent Liabilities:		-
Other Non-Current Liabilities		
Total Noncurrent Liabilities		-
Total Liabilities		**956,128**
NET ASSETS		
Invested in Capital Assets, net of related debt		-
Reserved for Debt Service		-
Reserved for Encumbrances		-
Unreserved		-
Total Net Assets		(468,286)
Total Liabilities & Net Assets	**$**	**487,842**

City of Alpharetta
Internal Service Fund - Medical Insurance
Statement of Revenues, Expenses, and Changes in Net position - Budget and Actual
For the Period Ended June 30, 2019

	Budget	Actual Amounts	Variance with Budget - Positive (Negative)
REVENUES			
Investment Earnings	$ -	$ 151	$ (151)
Employer Medical Contribution	6,455,648	6,365,425	(90,223)
Employee Medical Contribution	714,809	760,710	45,901
Insurance Proceeds	-	-	-
Total revenues	7,170,457	7,126,286	(44,171)
EXPENDITURES			
Medical Premiums	1,637,589	1,631,686	5,903
Medical Claims	5,487,755	5,662,948	(175,193)
Contingency	(254,826)	-	(254,826)
Total expenditures	6,870,518	7,294,634	(424,116)
Excess (Deficiency) of Revenues Over expenditures	299,939	(168,347)	(468,286)
OTHER FINANCING SOURCES			
Asset Disposition		-	
Operating Transfers In	-	-	-
Operating Transfers Out	(1,500,000)	(1,500,000)	-
Total other financing sources (uses)	(1,500,000)	(1,500,000)	-
Net change in fund balances	(1,200,061)	(1,668,347)	(468,286)

Fund balances - beginning	**1,200,062**
Fund balances - ending	**$ (468,286)**
Adjustments to GAAP basis:	
Encumbrances	-
Misc adj	
Fund balances-ending	**$ (468,286)**

City of Alpharetta
Enterprise Fund -Solid Waste
Statement of Net Position
June 30, 2019

.	Solid Waste
ASSETS	
Current Assets:	
Cash and Cash Equivalents & Investments	$ 2,539,384
Inventories, at cost	-
Accounts Receivables (net of allowance for uncollectibles)	198,074
Prepaid Insurance Expenses	-
Total Current Assets	2,737,458
Noncurrent Assets:	
Restricted Cash, Cash Equivalents, and Investments	-
Total Restricted Assets	-
Other	-
Capital Assets	
Buildings and System	-
Machinery and Equipment	
Less Accumulated Depreciation	-
Total Capital Assets (net of accumulated depreciation)	-
Total Noncurrent Assets	-
Total Assets	**2,737,458**
LIABILITIES	
Current Liabilities:	
Accounts Payable	32,553
Accounts Payable/ Customer Credit Balances	-
Accounts Payable/ Customer Pre-Paid Service	-
Accounts Payable/ A/R Module Suspense Acct	-
Payroll Liabilities	213
Accrued Salaries	-
Accrued Interest Payable	-
Compensated Absences Payable	676
Notes Payable - Revenue Bonds	-
Due to Other Funds	-
Total Current Liabilities	33,442
Current Liabilities Payable from Restricted Assets:	
Revenue Bonds Payable	-
Total Current Liabilities Payable from Restricted Assets	-
Noncurrent Liabilities:	
Customer Deposits	-
Compensated Absences less Current Portion	-
Revenue Bonds Payable	-
Total Noncurrent Liabilities	-
Total Liabilities	**33,442**
NET ASSETS	
Invested in Capital Assets, net of related debt	-
Reserved for Debt Service	-
Reserved for Encumbrances	-
Unreserved	2,704,016
Total Net Assets	2,704,016
Total Liabilities & Net Assets	**$ 2,737,458**

City of Alpharetta
Enterprise Fund - Solid Waste
Statement of Revenues, Expenses, and Changes in Net Position
For the Period Ended June 30, 2019

Operating revenues:		
Charges for sales and services:		
Refuse Collection charges	$	5,339,284
Misc Revenue		4
Total operating revenues		5,339,288
Operating expenses:		
Administration		4,044,706
Non-departmental		-
Total operating expenses		4,044,706
Operating Gain (loss)		1,294,582
Non-operating revenues (expenses):		
Investment earnings		59,238
Total non-operating revenue (expenses)		59,238
Income (loss) before transfers		1,353,820
Transfers In		-
Transfers Out		-
Change In Net Assets		1,353,820
Total net assets-beginning		**1,186,192**
Total net assets-ending (net of encumbrances)		**2,540,012**
Adjustments to GAAP basis:		
Encumbrances		164,004
Misc adj-Encumbrances Resv/Prior Year		
Total net assets-ending	**$**	**2,704,016**

City of Alpharetta
Internal Service Fund - Risk Management
Statement of Net Position
June 30, 2019

ASSETS		
Current Assets:		
Cash and Cash Equivalents & Investments	$	1,580,533
Accounts Receivables (net of allowance for uncollectibles)		-
Total Current Assets		1,580,533
Noncurrent Assets:		
Restricted Cash, Cash Equivalents, and Investments		-
Total Restricted Assets		-
Total Noncurrent Assets		-
Total Assets		**1,580,533**
LIABILITIES		
Current Liabilities:		
Accounts Payable		74,606
Claims Payables		208,069
Accrued Interest Payable		-
Due to Other Funds		-
Total Current Liabilities		282,675
Current Liabilities Payable from Restricted Assets:		
		-
Total Current Liabilities Payable from Restricted Assets		-
Noncurrent Liabilities:		-
Other Non-Current Liabilities		734,234
Total Noncurrent Liabilities		734,234
Total Liabilities		**1,016,909**
NET ASSETS		
Invested in Capital Assets, net of related debt		-
Reserved for Debt Service		-
Reserved for Encumbrances		-
Unreserved		563,624
Total Net Assets		563,624
Total Liabilities & Net Assets	**$**	**1,580,533**

City of Alpharetta
Internal Service Fund - Risk Management
Statement of Revenues, Expenses, and Changes in Net position - Budget and Actual
For the Period Ended June 30, 2019

	Budget	Actual Amounts	Variance with Budget - Positive (Negative)
REVENUES			
Investment Earnings	$ 4,000	$ 28,736	$ 24,736
Charges for Service	1,446,500	1,446,500	-
Discounts	-	-	-
Insurance Proceeds	-	14,573	14,573
Total revenues	1,450,500	1,489,809	39,309
EXPENDITURES			
Workers Compensation Admin	-	-	-
Professional Fees	132,000	108,241	23,759
Auto Liability	170,000	163,093	6,907
Property & Equipment Liability	100,000	87,694	12,306
Fine Art Liability	2,500	2,500	-
General Liability	60,000	57,952	2,048
Law Enforcement Liability	91,500	86,283	5,217
Public Entity Liability	62,733	62,733	0
Workers Comp Excess Liabilty	107,000	105,684	1,316
Employee Benefits Liability	-	-	-
Criminal Liability	4,500	3,386	1,114
Cyber Liability	7,000	6,805	195
Umbrella Liability	56,000	53,745	2,255
Medical Services	35,000	2,475	32,525
Claims/Judgements	1,451	6,423	(4,972)
Claims/Vehicle	37,000	115,131	(78,131)
Claims/General	23,000	1,249	21,751
Claims/Public Entity	48,497	49,403	(906)
Claims/Workers Comp	512,319	256,465	255,854
Contingency	222,136	-	222,136
Total expenditures	1,672,636	1,169,261	503,375
Excess (Deficiency) of Revenues Over expenditures	(222,136)	320,548	542,684
OTHER FINANCING SOURCES			
Asset Disposition		-	
Operating Transfers In	-	-	-
Operating Transfers Out	-	-	-
Total other financing sources (uses)	-	-	-
Net change in fund balances	(222,136)	320,548	542,684

Fund balances - beginning	**222,137**
Fund balances - ending	**$ 542,684**
Adjustments to GAAP basis:	
Encumbrances	20,940
Misc adj	
Fund balances-ending	**$ 563,624**

City of Alpharetta
Statement of Net Position
OPEB Health Fund
June 30, 2019

		OPEB Plan
ASSETS		
Current Assets:		
Cash and Cash Equivalents	$	(48,988)
Investments		1,388,022
		-
Accounts Receivables (net of allowance for uncollectibles)		7,982
Total Assets		1,347,017
LIABILITIES		
Current Liabilities:		
Accounts Payable		3,750
		-
Due to Other Funds		-
Total Current Liabilities		3,750
Current Liabilities Payable from Restricted Assets:		
		-
Total Current Liabilities Payable from Restricted Assets		-
Noncurrent Liabilities:		
		-
Total Noncurrent Liabilities		-
Total Liabilities		3,750
NET ASSETS		
Net Assets held in trust for pension benefits		1,343,267
Total Net Assets		1,343,267
Total Liabilities & Net Assets	**$**	**1,347,017**

City of Alpharetta
Statement of Changes in Fiduciary Net Position
OPEB Health Fund
For the Period Ended June 30, 2019

		Actual Amounts
Additions:		
Employer Contribution	$	85,000
Employee Contribution		
Total Contribution		85,000
Investment Income		(14,186)
Net appreciation in FMV		14,940
Accrued Interest & Dividends		4,055
Interest and Dividends		34,940
Total Investment Income		39,750
Total Additions (Deductions)		**124,750**
Deductions:		
Benefits payments		-
Professional Fees		3,537
Manager Fees		198
Consulting Fees		1,778
Agent Custody Fees-ADR		127
Total deductions		5,640
Net Increase (Decrease)		119,110
OTHER FINANCING SOURCES (USES)		
Transfers in/out		-
Net Assets held in trust for pension benefits		
Beginning of year		1,224,157
Total net assets	**$**	**1,343,267**

City of Alpharetta
Statement of Net Position
OPEB Reimbursement Fund
June 30, 2019

		OPEB Plan
ASSETS		
Current Assets:		
Cash and Cash Equivalents	$	475
Investments		2,084,226
		-
Accounts Receivables (net of allowance for uncollectibles)		12,832
Total Assets		2,097,534
LIABILITIES		
Current Liabilities:		
Accounts Payable		7,540
		-
Due to Other Funds		-
Total Current Liabilities		7,540
Current Liabilities Payable from Restricted Assets:		
		-
Total Current Liabilities Payable from Restricted Assets		-
Noncurrent Liabilities:		
		-
Total Noncurrent Liabilities		-
Total Liabilities		7,540
NET ASSETS		
Net Assets held in trust for pension benefits		2,089,994
Total Net Assets		2,089,994
Total Liabilities & Net Assets	**$**	**2,097,534**

City of Alpharetta
Statement of Changes in Fiduciary Net Position
OPEB Reimbursement Fund
For the Period Ended June 30, 2019

		Actual Amounts
Additions:		
Employer Contribution	$	550,000
Employee Contribution		
Total Contribution		550,000
Investment Income		(30,131)
Net appreciation in FMV		37,860
Accrued Interest & Dividends		10,096
Interest and Dividends		30,819
Total Investment Income		48,643
Total Additions (Deductions)		**598,643**
Deductions:		
Benefits payments		-
Professional Fees		5,535
Manager Fees		297
Consulting Fees		2,760
Agent Custody Fees-ADR		58
Total deductions		8,649
Net Increase (Decrease)		589,994
OTHER FINANCING SOURCES (USES)		
Transfers in		1,500,000
Net Assets held in trust for pension benefits		
Beginning of year		-
Total net assets	**$**	**2,089,994**

City of Alpharetta
Statement of Net Position
Pension Trust Fund
June 30, 2019

		Pension Trust Fund
ASSETS		
Current Assets:		
Cash and Cash Equivalents	$	8,990
Investments		74,134,970
		-
Accounts Receivables (net of allowance for uncollectibles)		469,101
Total Assets		74,613,061
LIABILITIES		
Current Liabilities:		
Accounts Payable		303,969
		-
Due to Other Funds		-
Total Current Liabilities		303,969
Current Liabilities Payable from Restricted Assets:		
		-
Total Current Liabilities Payable from Restricted Assets		-
Noncurrent Liabilities:		
		-
Total Noncurrent Liabilities		-
Total Liabilities		303,969
NET ASSETS		
Net Assets held in trust for pension benefits		74,309,092
Total Net Assets		74,309,092
Total Liabilities & Net Assets	**$**	**74,613,061**

City of Alpharetta
Statement of Changes in Fiduciary Net Position
Pension Trust Fund
For the Period Ended June 30, 2019

		Actual Amounts
Additions:		
Employer Contribution	$	2,699,997
Employee Contribution		310,699
Total Contribution		3,010,696
Investment Gain/Losses		947,042
Net appreciation in FMV		1,548,236
Interest and Dividends		1,353,053
Accrued Interest & Dividends		4,215
Other Receipts		-
Total Investment Income		3,852,545
Total Additions (Deductions)		**6,863,242**
Deductions:		
Benefits payments		2,341,359
Custodial Fees		5,177
Administrative Fees		45,082
Legal Fees		4,325
Manager Fees		57,103
Consulting Fees		148,033
Agent Custody Fees-ADR		244,551
		-
Total deductions		2,845,629
Net Increase (Decrease)		4,017,613
Net Assets held in trust for pension benefits		
Beginning of year		70,291,479
Total net assets	**$**	**74,309,092**

City of Alpharetta
Combining Balance Sheet
Non-Major Governmental Funds
June 30, 2019

	Special Revenue								Total Non-major Governmental Funds
	Hotel Motel	Impact Fee	Confiscated Assets	State Confiscated Assets	Grant Operating	E911	Debt Service Fund	Stormwater Capital Fund	
ASSETS									
Cash / Cash Equivalents / Investments	$ 2,553,435	$ 3,395,916	$ 489,147	$ 12,906	$ 35,245	$ 1,191,511	$ 1,238,566	$ 1,142,495	$ 10,059,222
Taxes Receivable	-	-	-	-	-	-	-	-	-
Pre-Paid Expenditures	-	-	-	-	-	-	-	-	-
Accounts Receivable	-	-	-	-		-	-	-	-
Property Taxes	-	-	-	-	-	-	60,479	-	60,479
Intergovernmental Receivable	-	-	-	-	25,756	-	-	-	25,756
Due From Other Funds									
Restricted	-	-	-	-	-	-	-	-	-
Total Assets	**2,553,435**	**3,395,916**	**489,147**	**12,906**	**61,001**	**1,191,511**	**1,299,045**	**1,142,495**	**10,145,456**
LIABILITIES									
Accounts Payable	-	-	-	-	757	7,648	26,243	8,282	42,930
Retainage Payable	-	-	-	-	-	-		-	-
Intergovernmental Payable									-
Arbitrage Payable	-	-	-	-	-	-	-	-	-
Accounts payable/AR Suspense acct	-	-	-	-	-	-	-	-	-
Compensated Absences	-	-	-	-	-	-	-	-	-
Payroll Liabilities	-	-	68	-	-	4,685	-	-	4,753
Due to Other Fund	-	-	-	-	-	-	-	-	-
Deferred Revenue	-	-	-	-	25,756	-	60,462	-	86,218
Unearned Revenue	-	-	-	-	-	-	-	-	-
Total Liabilities	**-**	**-**	**68**	**-**	**26,513**	**12,333**	**86,705**	**8,282**	**133,901**
FUND BALANCES									
Restricted:									
Capital Projects	-	3,395,916	-	-	-	-	-	-	3,395,916
Law Enforcement	-	-	489,078	12,906	-	-	-	-	501,984
Promotion of Tourism	2,553,435	-	-	-	-	-	-	-	2,553,435
Emergency Telephone Activities	-	-	-	-	-	1,179,178	-	-	1,179,178
Debt Service	-	-	-	-	-	-	1,212,340	-	1,212,340
Assigned for: Grant Projects	-	-	-	-		-	-	-	-
Grant Projects	-	-	-	-	34,488	-	-	-	34,488
Unassigned:	-	-	-	-		-		1,134,214	1,134,214
Total Fund Balances	2,553,435	3,395,916	489,078	12,906	34,488	1,179,178	1,212,340	1,134,214	10,011,555
Total Liabilities and Fund Balances	**$ 2,553,435**	**$ 3,395,916**	**$ 489,147**	**$ 12,906**	**$ 61,001**	**$ 1,191,511**	**$ 1,299,045**	**$ 1,142,495**	**$ 10,145,456**

City of Alpharetta
Combining Statement of Revenues, Expenditures, and Changes in Fund Balances
Non-major Governmental Funds
For the Period Ended June 30, 2019

	Hotel Motel	Impact Fee	Special Revenue Confiscated Assets	State Confiscated Assets	Grant Operations	E911 Fund	Debt Service Fund	Stormwater Service Fund	Total Non-major Governmental Funds
REVENUES:									
Hotel Motel Tax	$ 8,282,824	$ -	$ -		$ -		$ -	$ -	$ 8,282,824
Property tax	-	-	-		-	-	5,572,290	-	5,572,290
Charges for Service	-	-	-		-	3,520,729	-	-	3,520,729
Impact Fees	-	960,432	-		-	-	-	-	960,432
Forfeiture Income	-	-	380,126	8,722	-	-	-	-	388,848
Intergovernmental	-	-	142,590		14,823	-	-	-	157,414
Contributions & Donations	-	-	-		1,000	-	-	-	1,000
Investment Earnings	-	83,063	635		1,164	24,444	79,535	27,852	216,693
Other	-	-	-		-	-	-	-	-
Total revenues	**8,282,824**	**1,043,495**	**523,352**	**8,722**	**16,987**	**3,545,173**	**5,651,825**	**27,852**	**19,100,229**
EXPENDITURES:									
Tourism	3,623,735	-	-		-	-	-	-	3,623,735
Community Development	-	-	-		-	-	-	-	-
Culture/Recreation	164,391	313,606	-		9,395	-	-	7,214	494,606
Public Safety	-	40,000	330,675	22,592	48,151	4,217,907	-	-	4,659,325
Public Works	-	38,160	-		-	-	-	1,305,182	1,343,342
General Government	-	-	-		-	-	5,471,535	-	5,471,535
Debt Service:	-	-	-		-	-	-	-	-
Principal	200,000	-	-		-	-	-	-	200,000
Interest	779,963	-	-		-	-	-	-	779,963
Bond Issuance Costs	6,065	-	-		-	-	-	-	6,065
Total expenditures	**4,774,154**	**391,766**	**330,675**	**22,592**	**57,546**	**4,217,907**	**5,471,535**	**1,312,396**	**16,578,571**
Excess (deficiency) of revenues over expenditures	3,508,670	651,728	192,677	(13,870)	(40,558)	(672,735)	180,291	(1,284,544)	2,521,659
OTHER FINANCING SOURCES (USES):									
Transfers in / out:									
Conference Center fund	380,308	-	-		-	-	-	-	380,308
Debt service fund	-	-	-		-	-	-	-	-
Capital Projects	-	-	-		-	-	-	-	-
Operating grants fund	-	-	-		-	-	-	-	-
Capital grants fund	-	-	-		-	-	-	-	-
Capital Fund			(26,776)	26,776					
General fund	(3,106,059)	-	-		30,000	-	-	1,875,000	(1,201,059)
Budgeted Fund Balance:	-	-	-		-	-	-	-	-
Total other financing sources	-	-	-		-	-	-	-	-
and (uses)	(2,725,751)	-	(26,776)	26,776	30,000	-		1,875,000	(820,751)
Net change in fund balances	782,919	651,728	165,901	12,906	(10,558)	(672,735)	180,291	590,456	1,700,908
Fund balances - beginning	**1,770,516**	**2,744,187**	**323,177**	**-**	**45,047**	**1,851,913**	**1,032,049**	**543,758**	**8,310,647**
Fund balances - ending	**$ 2,553,435**	**$ 3,395,916**	**$ 489,078**	**$ 12,906**	**$ 34,488**	**$ 1,179,178**	**$ 1,212,340**	**$ 1,134,214**	**$ 10,011,555**

City of Alpharetta
Hotel Motel Special Revenue Fund
Schedule of Revenues, Expenditures, and Changes in Fund Balances - Budget and Actual
For the Period Ended June 30, 2019

	Budget	Actual Amounts	Variance with Budget - Positive (Negative)
REVENUES:			
Hotel Motel Tax	$ 8,600,000	$ 8,282,824	$ (317,176)
Transfers In	380,222	380,308	86
Misc Revenue	-	-	-
Investment Earnings	-	-	-
Total revenues	8,980,222	8,663,132	(317,090)
EXPENDITURES:			
Professional Services	3,100	6,065	(2,965)
Recreation Improvements	465,804	164,391	301,413
Alpharetta Convention & Visitor's Bureau	3,762,500	3,623,735	138,765
Alpharetta Business Community	-	-	-
Debt Service Reserve	1,500,000	-	1,500,000
Bond Principal	200,000	200,000	-
Bond Interest	779,963	779,963	1
Contingency	814,370	-	814,370
Total Expenditures	7,525,737	4,774,154	2,751,583
Excess of revenues over expenditures	1,454,485	3,888,978	2,434,493
OTHER FINANCING SOURCES (USES):			
Transfers Out	(3,225,000)	(3,106,059)	118,941
Total other financing sources and uses	(3,225,000)	(3,106,059)	118,941
Net change in fund balances	(1,770,515)	782,919	2,553,434
Fund balances - beginning		**$ 1,770,516**	
Fund balances - ending		**$ 2,553,435**	
Enbumbrances		$ -	
Fund balances - ending		**$ 2,553,435**	

City of Alpharetta
Impact Fee Special Revenue Fund
Schedule of Revenues, Expenditures, and Changes in Fund Balances - Budget and Actual
For the Period Ended June 30, 2019

	Budget	Actual Amounts	Variance with Budget - Positive (Negative)
REVENUES:			
Impact Fees	$ 975,000	$ 960,432	$ (14,568)
Investment Earnings	50,000	83,063	33,063
Total Revenues	1,025,000	1,043,495	18,495
EXPENDITURES:			
Public Safety	40,000	40,000	(0)
Public Works	1,236,760	502,971	733,789
Recreation & Parks	897,299	313,606	583,693
Community Development	1,595,128	-	1,595,128
General Government	-	-	-
Total expenditures	3,769,187	856,578	2,912,609
Excess (deficiency) of revenues over expenditures	(2,744,187)	186,917	(2,931,104)
OTHER FINANCING SOURCES (USES):			
Transfers Out	-	-	-
Total other financing sources and uses	-	-	-
Net change in fund balances	(2,744,187)	186,917	(2,931,104)
Fund balances - beginning		**2,744,187**	
Fund balances - ending		**$ 2,931,104**	
Encumbrances		464,811	
Fund balances - ending		$ 3,395,916	

City of Alpharetta
Confiscated Assets Special Revenue Fund
Schedule of Revenues, Expenditures, and Changes in Fund Balances - Budget and Actual
For the Period Ended June 30, 2019

	Budget	Actual Amounts	Variance with Budget - Positive (Negative)
REVENUES:			
Forfeiture Income	$ 300,000	$ 380,126	$ 80,126
Investment Earnings	600	635	35
Intergovernmental	142,591	142,590	(1)
Misc Revenue	-	-	-
Total Revenues	443,191	523,352	80,161
EXPENDITURES:			
Public Safety	766,368	350,268	416,100
Non-Departmental	-	-	-
Total expenditures	766,368	350,268	416,100
Excess (deficiency) of revenues over expenditures	(323,177)	173,083	496,260
OTHER FINANCING SOURCES (USES):			
Transfer In			
Transfer Out	-	(26,776)	
Total other financing sources and uses	-	(26,776)	-
Net change in fund balances	(323,177)	146,308	496,260
Fund balances - beginning		**323,177**	
Fund balances - ending		**$ 469,485**	
Adjustments to GAAP basis:			
Encumbrances		19,593	
Fund balances - ending		**$ 489,078**	

City of Alpharetta
State Confiscated Assets Special Revenue Fund
Schedule of Revenues, Expenditures, and Changes in Fund Balances - Budget and Actual
For the Period Ended June 30, 2019

	Budget	Actual Amounts	Variance with Budget - Positive (Negative)
REVENUES:			
Forfeiture Income	$ -	$ 8,722	$ 8,722
Investment Earnings	-	-	-
Intergovernmental	-	-	-
Misc Revenue	-	-	-
Total Revenues	-	8,722	8,722
EXPENDITURES:			
Public Safety	-	22,592	(22,592)
Non-Departmental	-	-	-
Total expenditures	-	22,592	(22,592)
Excess (deficiency) of revenues over expenditures	-	(13,870)	(13,870)
OTHER FINANCING SOURCES (USES):			
Transfer In		26,776	
Transfer Out	-	-	
Total other financing sources and uses	-	26,776	-
Net change in fund balances	-	12,906	(13,870)
Fund balances - beginning		**-**	
Fund balances - ending		**$ 12,906**	
Adjustments to GAAP basis:			
Encumbrances		-	
Fund balances - ending		**$ 12,906**	

City of Alpharetta
Grant Fund - Operating
Schedule of Revenues, Expenditures, and Changes in Fund Balances - Budget and Actual
For the Period Ended June 30, 2019

	Budget	Actual Amounts	Variance with Budget - Positive (Negative)
REVENUES:			
Intergovernmental	$ 57,806	$ 14,823	(42,983)
Contributions & Donations	-	1,000	1,000
Discounts Taken		-	-
Interest Earnings	-	1,164	1,164
Transfers in	90,912	30,000	(60,912)
Contingencies	-	-	-
Total	148,718	46,987	(101,731)
EXPENDITURES:			
General Government	100,000	-	100,000
Community Development	-	-	-
Engineering/Public Works	-	-	-
Public Safety	84,518	48,151	36,367
Recreation & Parks	10,246	9,395	851
Contingencies	-	-	-
Operating Transfers Out	-	-	-
Non-Allocated	-	-	-
Total	194,764	57,546	137,218
Excess (deficiency) of revenues over expenditures	(46,046)	(10,558)	35,488
OTHER FINANCING SOURCES (USES):	-	-	-
Net change in fund balance	(46,046)	(10,558)	35,488
Fund balance - beginning		**45,047**	
Fund balance - ending		**$ 34,488**	
Adjustments to GAAP basis:			
Encumbrances		-	
Fund balances - ending		**$ 34,488**	

City of Alpharetta
Emergency 911 Special Revenue Fund
Schedule of Revenues, Expenditures, and Changes in Fund Balances - Budget and Actual
For the Period Ended June 30, 2019

	Budget	Actual Amounts	Variance with Budget - Positive (Negative)
REVENUES:			
Charges for Service	$ 4,055,000	$ 3,520,729	$ (534,271)
Capital Lease			-
Investment Earnings	11,693	24,444	12,751
Total Revenues	4,066,693	3,545,173	(521,520)
EXPENDITURES:			
Public Safety	5,028,605	4,281,752	746,853
Total expenditures	5,028,605	4,281,752	746,853
Excess (deficiency) of revenues over expenditures	(961,912)	(736,579)	225,333
OTHER FINANCING SOURCES (USES):			
Transfers In	-	-	-
Transfers Out - Capital Project Fund	-	-	-
Total other financing sources and uses	-	-	-
Net change in fund balances	(961,912)	(736,579)	225,333
Fund balances - beginning		**1,851,913**	
Fund balances - ending		**$ 1,115,334**	
Adjustments to GAAP basis:			
Encumbrances		63,844	
Fund balances - ending		**$ 1,179,178**	

City of Alpharetta
Debt Service Fund
Statement of Revenues, Expenditures, and Changes in Fund Balances - Budget and Actual
For the Period Ended June 30, 2019

	Budget	Actual Amounts	Variance with Budget - Positive (Negative)
REVENUES:			
Property tax	$ 5,134,000	$ 5,572,290	$ 438,290
Misc Revenue		-	-
Investment earnings	10,000	79,535	69,535
Total revenues	5,144,000	5,651,825	507,825
EXPENDITURES:			
Current:			
General government			
Finance			-
Non-departmental		-	-
Total general government	-	-	-
Debt Service:			
Principal	2,832,100	2,832,100	-
Interest	2,636,413	2,635,960	453
Contingency	702,536	-	702,536
Bond issuance costs	5,000	3,475	1,525
Total debt service	6,176,049	5,471,535	704,514
Total expenditures	6,176,049	5,471,535	704,514
Excess (Deficiency) of revenues over expenditures	(1,032,049)	180,291	1,212,340
OTHER FINANCING SOURCES (USES):			
Transfers in			-
Transfers out			-
Total other financing sources and uses	-	-	-
	(1,032,049)	180,291	1,212,340
Fund balances - beginning		**1,032,049**	
Fund balances - ending		**$ 1,212,340**	

City of Alpharetta
Stormwater Capital Fund
Schedule of Revenues, Expenditures, and Changes in Fund Balances - Budget and Actual
For the Period Ended June 30, 2019

	Budget	Actual Amounts	Variance with Budget - Positive (Negative)
REVENUES:			
Misc Revenue	$ -	$ -	$ -
Investment Earnings	-	27,852	27,852
Total Revenues	-	27,852	27,852
EXPENDITURES:			
Public Works	2,118,757	1,812,883	305,874
Recreation & Parks	300,000	16,412	283,588
Total expenditures	2,418,757	1,829,295	589,462
Excess (deficiency) of revenues over expenditures	(2,418,757)	(1,801,443)	617,314
OTHER FINANCING SOURCES (USES):			
Transfers In	1,875,000	1,875,000	-
Transfers Out	-	-	-
Total other financing sources and uses	1,875,000	1,875,000	-
Net change in fund balances	(543,757)	73,557	617,314
Fund balances - beginning		**543,758**	
Fund balances - ending		**$ 617,315**	
Adjustments to GAAP basis:			
Encumbrances		516,899	
Fund balances - ending		**$ 1,134,214**	

This page has been intentionally left blank

DEVELOPMENT AUTHORITY

Revenue & Expenditure Report
GAAP Financial Statements

ALPHARETTA DEVELOPMENT AUTHORITY

Financial Management Report - As of June 30, 2019

	Account #	Project	Total Budget	Actuals (Collections/ Expenditures)	Forecasted Receivables/ Encumbrances	Remaining
Revenues						
	99575100-346900	Bond Application Fee	$ 50,000	$ 50,000		$ -
	99575100-361000	Investment Earnings	-	204		(204)
	99575100-389000	Miscellaneous Revenue	-	100		(100)
	99575100-334310-C1528	FISERV REBA Grant	125,000	125,000		-
	99575100-371000-C1532	ATC Operational Funding (COA)	125,000	125,000		-
	99575100-381000-C1535	Innovation Center Operations (ATC)	13,187	17,639	2,409	(2,043)
		subtotal	***$ 313,187***	***$ 317,942***	***$ 2,409***	***$ (2,346)***
(1)	99575100-395000	Carryforward Fund Balance	$ 109,117	$ -		$ 109,117
		subtotal	***$ 109,117***	***$ -***		***$ 109,117***
		Total	**$ 422,304**	**$ 317,942**		**$ 106,771**
Expenditures						
	99575100-571000-C1403	Local Job Creation Grant Program	$ 32,500	$ -	$ -	$ 32,500
	99575100-544100-C1532	ATC Operational Funds	125,000	125,000	-	0
	99575100-544100-C1601	High Impact Permitting Grant Program (IGA with COA)	20,948	-	-	20,948
	99575100-544100-C1822	AG Tech Sponsorship	12,000	12,000	-	-
	99575100-544100-C1528	FISERV REBA Grant	125,000	125,000	-	-
	99575100-544100-C0924	Economic Development Strategic Plan (split with COA)	37,500	-	-	37,500
	99575100-531100	General Supplies and Materials	1,944	1,943	-	1
		subtotal	***$ 354,892***	***$ 263,943***	***$ -***	***$ 90,949***
(2)	99575100-523860-C1535	Innovation Center Operations (Maintenance Contracts)	$ 5,313	$ 7,729	$ -	$ (2,416)
	99575100-531200-C1535	Innovation Center Operations (Miscellaneous Utilities)	609	959	-	(350)
	99575100-531210-C1535	Innovation Center Operations (Water/Sewer)	95	145	-	(50)
	99575100-531220-C1535	Innovation Center Operations (Natural Gas)	2,452	4,552	-	(2,100)
	99575100-531230-C1535	Innovation Center Operations (Electricity)	2,485	4,427	-	(1,942)
		subtotal	***$ 10,954***	***$ 17,811***	***$ -***	***$ (6,857)***
	99575100-579000	Reserve	$ 56,458	$ -	$ -	$ 56,458
		Total	**$ 422,304**	**$ 281,754**	**$ -**	**$ 140,550**

(1) Carryforward Fund Balance represents cash available at the end of the prior fiscal year that is programmed into the current fiscal year budget. As this account represents cash already received, there will not be actual collections.

(2) Innovation Center utilities are being funded by the Alpharetta Technology commission (ATC) on a reimbursement basis. As such, expenses will outpace budget at month end due to the billing/reimbursement delay.

ALPHARETTA DEVELOPMENT AUTHORITY

Financial Management Report - As of June 30, 2019

Account #	Project	Total Budget	Actuals (Collections/ Expenditures)	Forecasted Receivables/ Encumbrances	Remaining

Fund Balance Reconciliation

Fund Balance (beginning of Fiscal Year)	**$**	**109,118**
Revenues collected to date		317,942
Expenditures incurred to date		(281,755)
Fund Balance (current)	**$**	**145,305**
Forecasted revenue collections		2,409
Fund Balance (forecasted)	**$**	**147,714**
Allocation of Forecasted Fund Balance:		
Spendable (available for investment by the Board)	$	56,765
Non-Spendable (unspent/remaining project allocations)		90,949
	$	147,714

THE CITY OF
ALPHARETTA
GEORGIA

This page has been intentionally left blank

GAAP

Financial Statements

City of Alpharetta
Balance Sheet
COMPONENT UNIT-DEVELOPMENT AUTHORITY
June 30, 2019

ASSETS		
Current Assets:		
Cash and Cash Equivalents	$	145,244
Investments		828
Receivables		1,200
Restricted Cash for Bond Issuance Costs		-
Total Assets		**147,271**
LIABILITIES		
Current Liabilities:		
Accounts Payable		766
Deferred Revenue		1,200
Due to Other Funds		-
Total Current Liabilities		1,966
Current Liabilities Payable from Restricted Assets:		
		-
Total Current Liabilities Payable from Restricted Assets		-
Noncurrent Liabilities:		
		-
Total Noncurrent Liabilities		-
Total Liabilities		1,966
Fund Balance		
Restricted		88,540
Unassigned		56,765
Total Fund Balance		145,305
Total Liabilities & Fund Balance	**$**	**147,271**

City of Alpharetta
Statement of Revenues, Expenditures, and Changes in Fund Balance
COMPONENT UNIT-DEVELOPMENT AUTHORITY
For the Period Ended June 30, 2019

		Actual Amounts
Revenues		
Rent/Royalties	$	17,639
State Grant		125,000
Fees		50,000
Contributions & Donations		125,000
Miscellaneous Income-Interest		204
Miscellaneous Revenue		100
Total Revenues		**317,942**
Expenditures		
Economic Development		262,000
Maintenance Contracts		7,729
Supplies		1,943
Utilities - Miscellaneous		10,082
Debt Service:		
Principal		-
Interest		-
Total Expenditures		**281,754**
Excess (deficiency) of revenues over (under) expenditures		36,188
Other Financing Sources (Uses)		
Sale of capital assets		-
Net Change in Fund Balances		36,188
Fund Balance, Beginning of Year		**109,118**
Fund Balance, End of Year	**$**	**145,305**

THE CITY OF

ALPHARETTA

GEORGIA

City Council Meeting
STAFF REPORT

Submitting Department: City Clerk
Submitted By:
Sponsored By:
Meeting Date: August 5, 2019

I. AGENDA ITEM TITLE: ALCOHOLIC BEVERAGE LICENSE APPLICATIONS

PH-19-AB-20 FRC BALANCE LLC
D/B/A TRUE FOOD KITCHEN
2140 AVALON BOULEVARD
ALPHARETTA, GA 30005

RESTAURANT
CONSUMPTION ON PREMISES
BEER, WINE, LIQUOR, SUNDAY SALES

OWNER: FRC BALANCE LLC
REGISTERED AGENT: EDWARD BOWLBY III

II. RECOMMENDATION:

III. BUDGET IMPLICATIONS:

BUDGETED ITEM: NO
FISCAL IMPACT: NO
INCLUDED IN CURRENT FY CPTL BUDGET: NO
INCLUDED IN CURRENT FY OPRT. BUDGET: NO
TOTAL PROJECT COST:
APPROPRIATIONS:

ACCOUNT TITLE/NUMBER	DOLLAR AMOUNT

EXTERNAL FUNDING SOURCES:

ACCOUNT TITLE/NUMBER	DOLLAR AMOUNT

IV. REPORT IN BRIEF:

V. ALTERNATIVES:

VI. ATTACHMENTS:

City Council Meeting
STAFF REPORT

Submitting Department: City Clerk
Submitted By: Erin Cobb
Sponsored By:
Meeting Date: August 5, 2019

I. AGENDA ITEM TITLE: PH-19-AB-19 MINIMUM DISTANCE REQUIREMENT WAIVER REQUEST & PH-19-AB-18 ALCOHOL LICENSE APPROVAL FOR BOTIWALLA

II. RECOMMENDATION:

Staff recommends approval of PH-19-AB-19 for the Minimum Distance Requirement Waiver request for Botiwalla and to include PH-19-AB-18, the approval of a City of Alpharetta Alcohol License for on-premise consumption of beer, wine, and liquor and Sunday sales.

III. REPORT IN BRIEF:

The applicant, Botiwalla, has applied for a City of Alpharetta Alcohol License for on-premise consumption. The restaurant is located at 24 South Main Street, within the City Center, in one of the "jewel boxes" adjacent to the Town Green. After reviewing the application, it was determined that the applicant did not satisfy the distance requirement for public parks due to their proximity to the City's Town Green. Licensees within the Downtown District are required to be 50 feet from public parks.

The City's Alcohol Code has special provisions and exceptions for establishments located within the Downtown District. One such provision, outlined in the attached Code Section 4-399, provides an allowance to submit a distance waiver request for Council consideration.

The applicant has satisfied all other necessary requirements for a City of Alpharetta On-Premise Consumption Alcohol License.

IV. ALTERNATIVES:

V. ATTACHMENTS:

Botiwalla Application for Distance Waiver, Sec._4_399.___Waiver_procedure_and_standards.

taylor | english

Taylor English Duma LLP 1600 Parkwood Circle, Suite 400 Atlanta, Georgia 30339
Main: 770.434.6868 Fax: 770.434.7376 taylorenglish.com

Michele L. Stumpe
Direct Dial: (678) 336-7160
Email: mstumpe@taylorenglish.com

APPLICATION FOR DISTANCE WAIVER
Botiwalla Alpharetta, LLC d/b/a Botiwalla
24 South Main Street, Alpharetta, GA 30009

July 9, 2019

VIA EMAIL (elampert@alpharetta.ga.us)

Ms. Erin Lampert
City of Alpharetta
2 Park Plaza
Alpharetta, GA 30009

Pursuant to the City of Alpharetta's request, Botiwalla Alpharetta, LLC hereby files its application for Waiver of the City's current distance requirements.

STATEMENT OF FACTS:

1. The official address of the proposed Botiwalla restaurant will be 24 South Main Street, Alpharetta, GA 30009.

2. Although the official address for Alpharetta City Center (in which the restaurant is located) is South Main Street, the front door of the proposed location faces North Broad Street.

3. Even though the front door faces North Broad Street, because Town Green is considered a public park, there is a possibility that the proposed location would not meet the distance requirements with respect to Town Green. For example, if the distance is measured as the crow flies, the distance requirement would not be met. However, if the distance is measure from the front door of Botiwalla as measured in a straight line to the nearest public sidewalk, street or highway, then along such sidewalk, street or highway by the nearest route, the distance could possibly be greater than 50 feet. To the extent that the distance requirement is not met, Botiwalla is requesting a waiver.

APPLICABLE CODE PROVISIONS:

Sec. 4-398. – provides that "[t]he minimum distance requirements for on-premises consumption establishments in the downtown district shall be **50 feet** from all of the

establishments and locations [i.e. parks] designated in section 4-17(a), and measured in accordance with the provisions set forth in section 4-17(b)."

Section 4-17 (b) provides that "distance shall be measured from such.... park... by the straight line distance to the nearest public sidewalk, street or highway, then along such sidewalk, street or highway by the nearest route to the front door of the premises from which alcoholic beverages are to be sold."

REQUEST OF APPLICANT:

Applying the facts of this location to the provisions of the ordinance, it is possible that the subject location may not meet the distance requirements of the ordinance. As such, Botiwalla hereby submits a request for a waiver of the distance requirements.

Pursuant to Alpharetta Code §4-399, "an establishment that desires to locate within the downtown district and cannot meet the distance requirements specified [in section 4-398] may file an application for a waiver or reduction of the minimum distance requirements with the city council. The city council, after notice and a public hearing, may grant a waiver or reduction to the minimum distance requirements if it determines that the proposed variance will not substantially diminish the property value, nor alter the essential character of the area surrounding the site, and will no substantially interfere with or injure the rights of others whose property would be affected by the variance.

Botiwalla Alpharetta, LLC d/b/a Botiwalla hereby files this application for a waiver of the minimum distance requirements and submits that a full service restaurant like Botiwalla (with alcohol) will not diminish but would actually increase property values, is key to the essential character of the "Live, Work, Play" concept of Alpharetta City Center, and would not interfere but would enhance the rights of others whose property would be affected.

Respectfully submitted,

Michele L. Stumps, Esq.
As Attorney in Fact for Botiwalla Alpharetta, LLC

Sec. 4-399. - Waiver procedure and standards.

An establishment that desires to locate within the downtown district and cannot meet the distance requirements specified above may file an application for a waiver or reduction of the minimum distance requirements with the city council. The city council, after notice and a public hearing, may grant a waiver or reduction to the minimum distance requirements if it determines that the proposed variance will not substantially diminish the property value, nor alter the essential character of the area surrounding the site, and will not substantially interfere with or injure the rights of others whose property would be affected by the variance. The city council may also impose any conditions which it finds to be necessary to protect the best interest of the surrounding property of the city. Conditions may include, but not be limited to, the hours of operation, parking and landscaping requirements and, with respect to residentially zoned areas, whether the establishment is physically separated or well buffered from adjacent residentially zoned areas. A location that has been granted a waiver or reduction of distance by the city council shall not be required to obtain a new waiver or reduction of distance as a result in change of tenancy, ownership or management, unless a change in use occurs for a time period of 12 months or more.

(Code 1989, § 3-180.2; Ord. No. 668, § 1, 8-6-2012)

City Council Meeting
STAFF REPORT

Submitting Department: Public Works
Submitted By: Arash Moradkhani, Geoffrey Sarra
Sponsored By:
Meeting Date: August 5, 2019

I. AGENDA ITEM TITLE: DOWNTOWN PEDESTRIAN IMPROVEMENTS

II. RECOMMENDATION:

Please approve the removal of various parking spaces in the downtown area that are a safety issue to pedestrians and other vehicles. Also, approve the proposed concept plan for installing a mid-block crosswalk adjacent to 92 Milton Avenue Parking Deck crossing Milton Avenue.

III. REPORT IN BRIEF:

On May 6, 2019, City Council adopted AECOM's report for pedestrian safety study in the Downtown area. Since that time, staff has taken a more detailed look into some of the more readily implemented recommendations made in the report. The Department of Public Works is seeking comments and guidance from City Council on the proposed items presented below.

First, staff has evaluated a number of the crosswalks in the Downtown Core with a focus on improving visibility for pedestrians at those locations and enhancing the visibility of the crossings for motorists. Based on this evaluation, staff recommends the removal of multiple on-street parking spaces, installation of some additional signage, and the installation of a new mid-block crosswalk.

The following improvements are proposed:

Location #	Location Description	Proposed Treatment
1	Milton Avenue at Teasley Street	Removal of one parking space in the northeast quadrant.
2	Milton Avenue at Teasley Street	Removal of an additional parking space (total of 2) in the northeast quadrant to permit installation of a new mid-block crosswalk.
3	Canton Street at Church Street	Removal of one parking space along the west side of Canton Street.
4	Canton Street south of Old Canton Street	Removal of one parking space along the east side of Canton Street.
5	State Route 9 at Academy Street / Milton Avenue	Removal of one parking space in the southeast quadrant.
6	Roswell Street at Old Roswell Street	Removal of one parking space in the northeast quadrant.
7	Mid-block crosswalk on Old Roswell Street	Install additional signage.
8	Thompson Street at Banbury Crossing	Removal of one parking space in the northwest quadrant.
9	Thompson Street at Banbury Crossing	Removal of one parking space in the northeast quadrant.

Staff proposes to remove the parking spaces at Locations 3, 5, 6, 8, and 9 through the installation of striping

and domes. This approach has already been implemented in the downtown area and can be seen in the image associated with Location 4 in the attachments.

At Locations 1 and 2, staff proposes fully removing the parking spaces and re-configuring the space to accommodate a new mid-block crossing from the Milton Avenue Parking Deck. Staff estimates construction of the new mid-block crossing would cost approximately $35,000. If the mid-block crossing is not desired, the parking space identified as Location 1 would have the striping and dome treatment applied.

At Location 4, staff proposes to extend the bulb-out shown on the AECOM proposal for Canton Street at Old Canton Street pedestrian improvements to incorporate the removal of the indicated parking space. (The Canton Street at Old Canton Street pedestrian improvements were funded as part of the FY 2020 capital budget.) If that is not desired, the identified parking space would have the striping and dome treatment applied.

Installation of the striping and domes would be performed by Public Works crews and could be accomplished within three weeks. Design of the Milton Avenue mid-block crossing could be completed in time to put the project out to bid in October along with the Canton Street at Old Canton Street improvements. Construction of both projects is anticipated to take a total of six weeks.

The second recommendation from staff is to move forward with the implementation of a Leading Pedestrian Interval (LPI) at the Downtown intersections. A Leading Pedestrian Interval typically gives pedestrians a three to seven second head start when entering an intersection before the corresponding green left-turn activates. In doing so, the LPI enhances the visibility of pedestrians at signalized intersections and reinforce their right-of-way over turning vehicles. LPI signal modification has been proven to improve intersection safety more compared to implementing scenarios such as No-Turn-on-Red signs.

In order to implement LPIs, the existing 5-section signal heads would need to be replaced with flashing yellow arrow signal heads. Completion of this work and adjustment of the signal phasing could be accomplished within three months excepting the intersection of State Route 9 at Academy Street / Milton Avenue. Implementation of a LPI at said intersection would require a permit from the Georgia Department of Transportation prior to any work occurring.

IV. ALTERNATIVES:

V. ATTACHMENTS:

Proposed Pedestrian Crossing Improvements, Canton Street at Old Canton Street Pedestrian Improvements, Milton Ave Mid-block

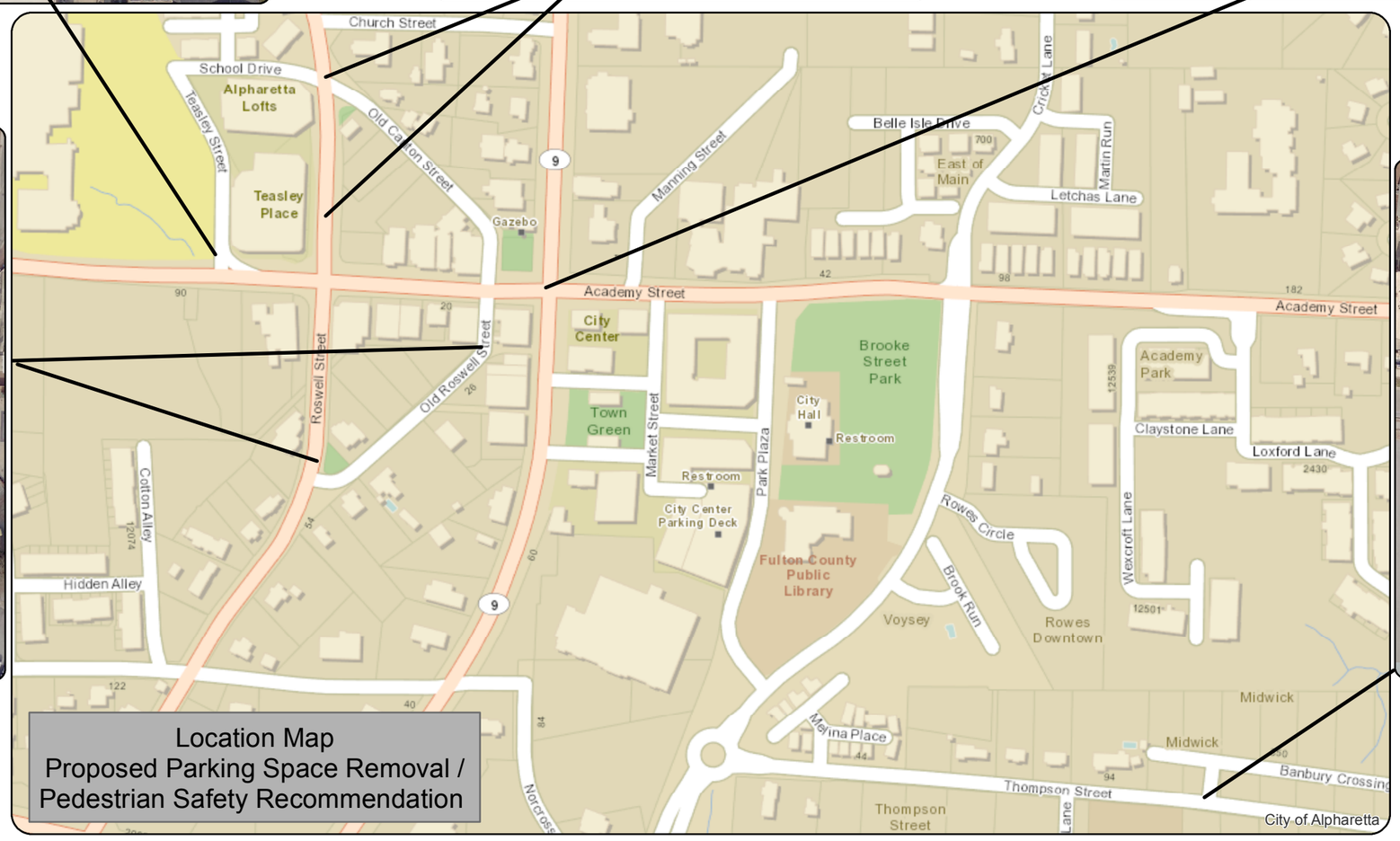

Location Map
Proposed Parking Space Removal / Pedestrian Safety Recommendation



N
W E
S

THE CITY OF ALPHARETTA
PUBLIC WORKS

THE CITY OF ALPHARETTA PUBLIC WORKS

N W E S

Downtown Central
Parking Space Removal
Location 1

Milton Ave at Teasley Street

SOURCE NOTE: THIS PRODUCT IS REPRODUCED FROM GEOSPATIAL INFORMATION PREPARED BY CITY OF ALPHARETTA GIS AND FULTON COUNTY. CITY OF ALPHARETTA DATA IS DEVELOPED AND MAINTAINED SOLELY FOR CITY BUSINESS FUNCTIONS AND IS NOT GUARANTEED TO BE ACCURATE.

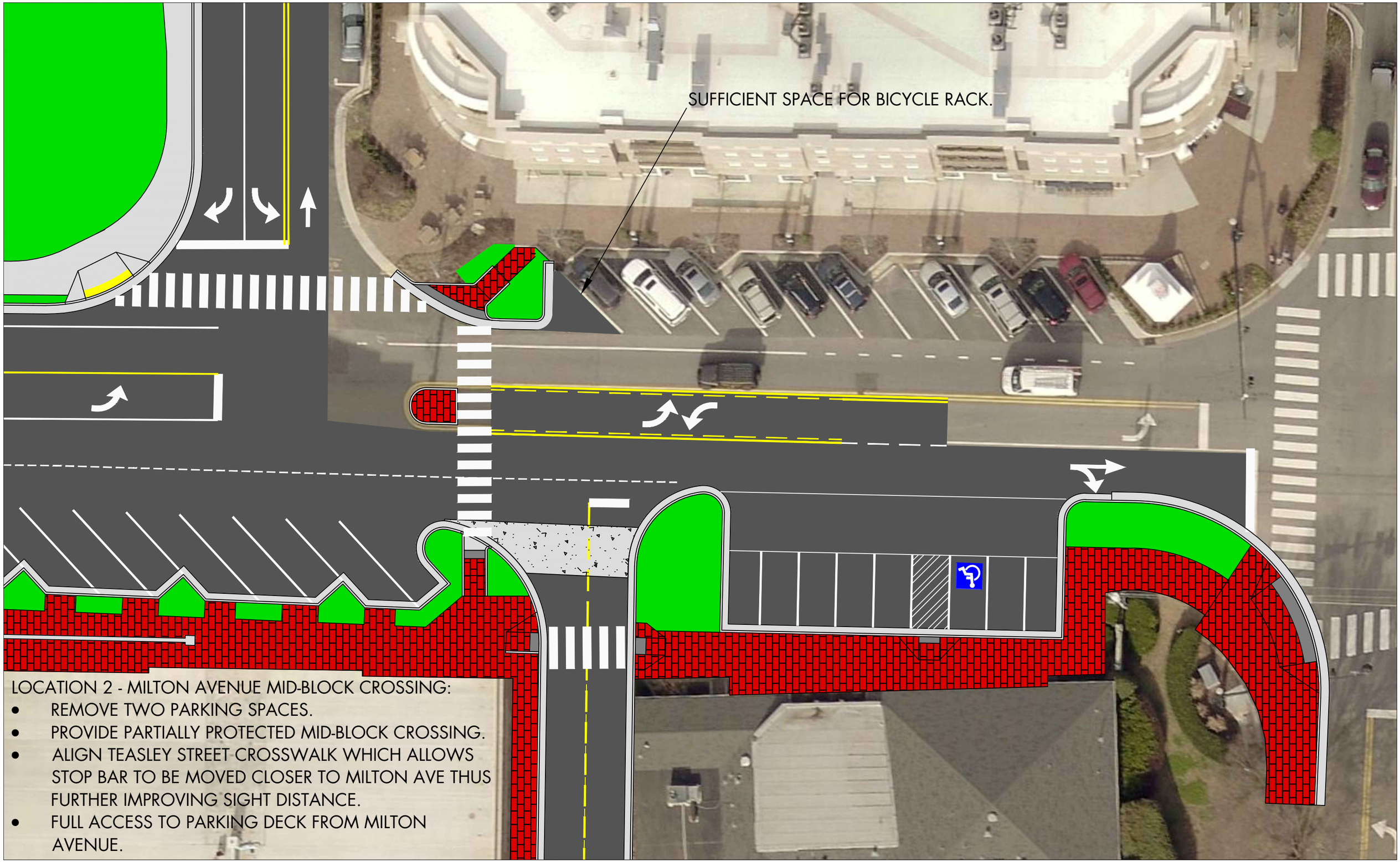

LOCATION 2 - MILTON AVENUE MID-BLOCK CROSSING:

- REMOVE TWO PARKING SPACES.
- PROVIDE PARTIALLY PROTECTED MID-BLOCK CROSSING.
- ALIGN TEASLEY STREET CROSSWALK WHICH ALLOWS STOP BAR TO BE MOVED CLOSER TO MILTON AVE THUS FURTHER IMPROVING SIGHT DISTANCE.
- FULL ACCESS TO PARKING DECK FROM MILTON AVENUE.



THE CITY OF
ALPHARETTA
PUBLIC WORKS

Downtown Central
Parking Space Removal
Locations 3 and 4

Canton Street near School Dr and Old Canton St

SOURCE NOTE: THIS PRODUCT IS REPRODUCED FROM GEOSPATIAL INFORMATION PREPARED BY CITY OF ALPHARETTA GIS AND FULTON COUNTY.
CITY OF ALPHARETTA DATA IS DEVELOPED AND MAINTAINED SOLELY FOR CITY BUSINESS FUNCTIONS AND IS NOT GUARANTEED TO BE ACCURATE.

THE CITY OF ALPHARETTA PUBLIC WORKS

N
W E
S

Proposed Parking Space Removal

Downtown Central
Parking Space Removal
Location 5

State Route 9 at Academy / Milton Ave

SOURCE NOTE: THIS PRODUCT IS REPRODUCED FROM GEOSPATIAL INFORMATION PREPARED BY CITY OF ALPHARETTA GIS AND FULTON COUNTY. CITY OF ALPHARETTA DATA IS DEVELOPED AND MAINTAINED SOLELY FOR CITY BUSINESS FUNCTIONS AND IS NOT GUARANTEED TO BE ACCURATE.

Proposed Parking Space Removal

THE CITY OF ALPHARETTA PUBLIC WORKS

Install "Stop For Pedestrian In Crosswalk" Paddels
(For Example of Installation - Refer to Install at City Hall)

Downtown Central
Parking Space Removal / Crosswalk Treatment (Signage)
Locations 6 and 7

Roswell St and Old Roswell Street Area

SOURCE NOTE: THIS PRODUCT IS REPRODUCED FROM GEOSPATIAL INFORMATION PREPARED BY CITY OF ALPHARETTA GIS AND FULTON COUNTY.
CITY OF ALPHARETTA DATA IS DEVELOPED AND MAINTAINED SOLELY FOR CITY BUSINESS FUNCTIONS AND IS NOT GUARANTEED TO BE ACCURATE.

Proposed Parking Space Removal

THE CITY OF ALPHARETTA PUBLIC WORKS

N
W E
S

Proposed Parking Space Removal

Downtown Central
Parking Space Removal
Locations 8 and 9

Thompson Street at Banbury Crossing

SOURCE NOTE: THIS PRODUCT IS REPRODUCED FROM GEOSPATIAL INFORMATION PREPARED BY CITY OF ALPHARETTA GIS AND FULTON COUNTY.
CITY OF ALPHARETTA DATA IS DEVELOPED AND MAINTAINED SOLELY FOR CITY BUSINESS FUNCTIONS AND IS NOT GUARANTEED TO BE ACCURATE.

SITE OBSERVATIONS

- INTERSECTION IS SKEWED
- CROSSWALK IS SKEWED AND DOES NOT MATCH MID-BLOCK CROSSING TO SOUTH
- PEDESTRIANS HAVE NO REFUGE ACROSS TRAFFIC

RECOMMENDATIONS

- REMOVE EXISTING SKEWED CROSSWALK
- MOVE CROSSWALK NORTH
- BUILD LANDSCAPED MEDIAN REFUGE ISLANDS
- CONSTRUCT CONCRETE BULB-OUT

BENEFITS

- SHORTENS CROSSING DISTANCE
- PROVIDES PEDESTRIAN REFUGES
- SIGNALS TO DRIVERS TO SLOW DOWN

COST: $$

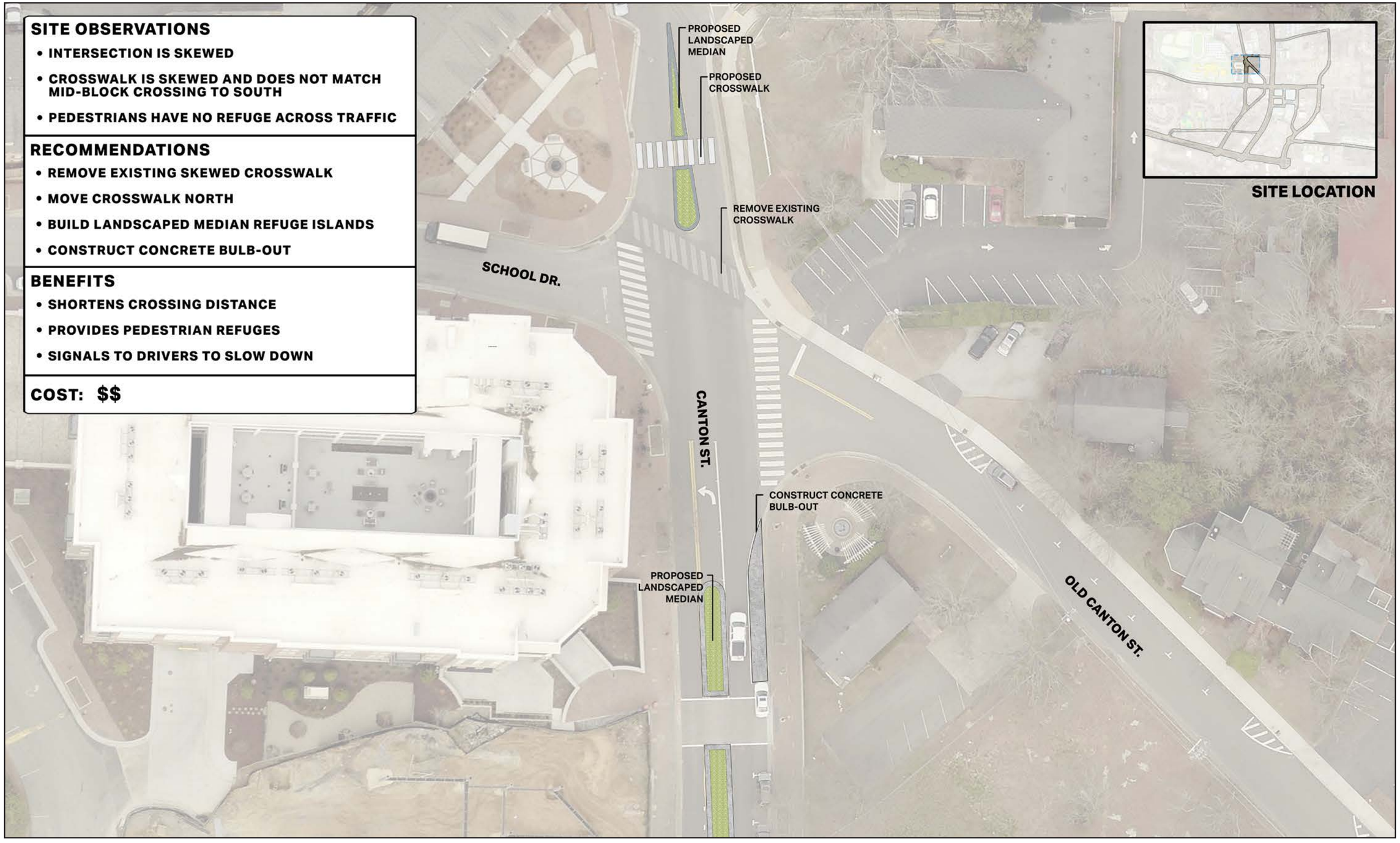

CANTON ST. @ OLD CANTON ST.
CROSSWALK IMPROVEMENTS
CITY OF ALPHARETTA , GEORGIA

N

0 20 40 80 ft

THE CITY OF ALPHARETTA AECOM

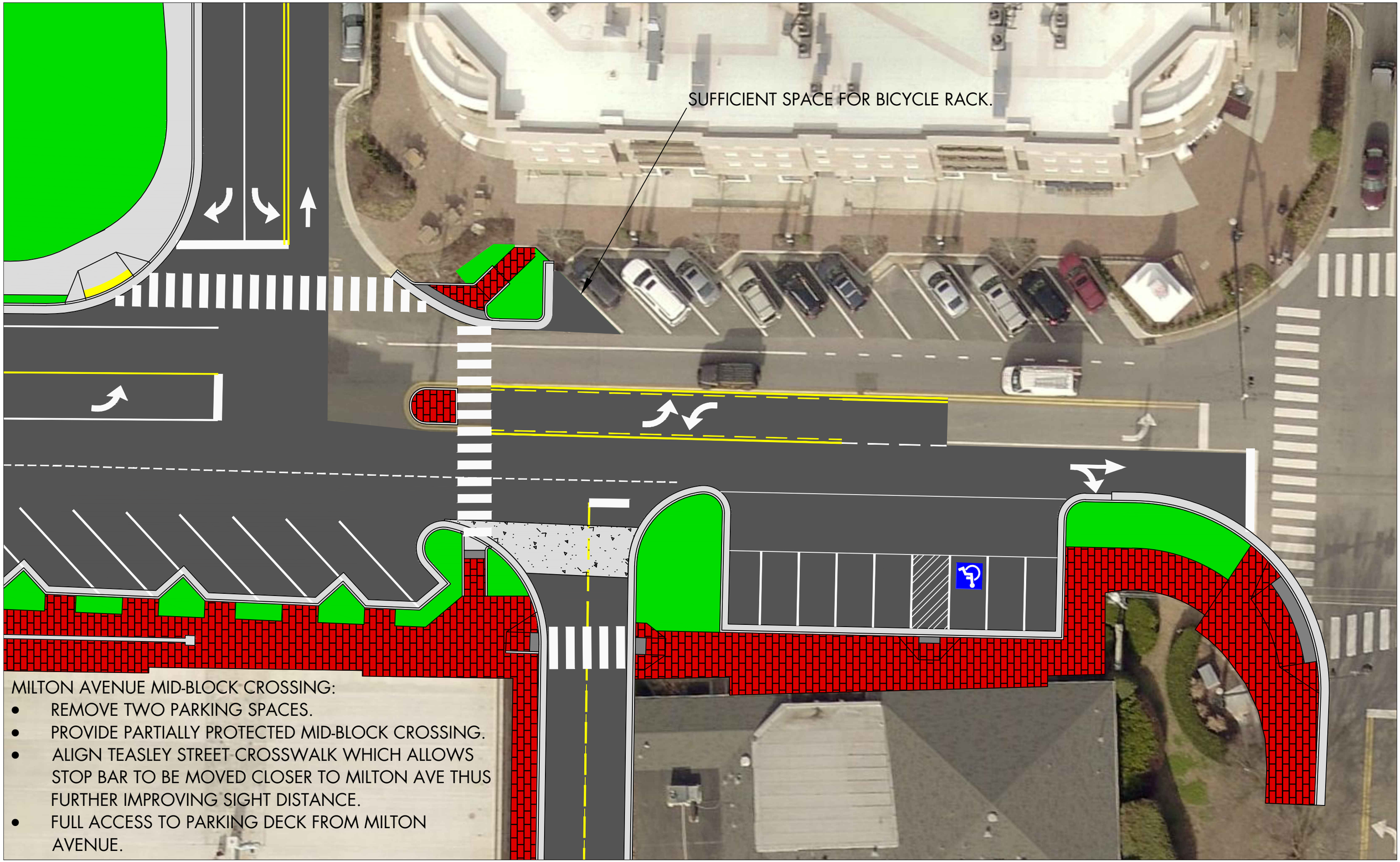

MILTON AVENUE MID-BLOCK CROSSING:

- REMOVE TWO PARKING SPACES.
- PROVIDE PARTIALLY PROTECTED MID-BLOCK CROSSING.
- ALIGN TEASLEY STREET CROSSWALK WHICH ALLOWS STOP BAR TO BE MOVED CLOSER TO MILTON AVE THUS FURTHER IMPROVING SIGHT DISTANCE.
- FULL ACCESS TO PARKING DECK FROM MILTON AVENUE.

City Council Meeting
STAFF REPORT

Submitting Department: Finance
Submitted By:
Sponsored By:
Meeting Date: August 5, 2019

I. AGENDA ITEM TITLE: ROOF REPLACEMENT AT MULTIPLE PUBLIC SAFETY FACILITIES (FIRE STATION 82; EVIDENCE BUILDING)

II. RECOMMENDATION:

Please award a contract for the replacement of the roof at the Evidence Building (Public Safety Headquarters) and Fire Station 82 (metal roof segment) to Garland/DBS, Inc. (under the competitively procured US Communities contract #14-5903) in the amount of $337,725 and authorize the Mayor to execute all necessary documents.

III. BUDGET IMPLICATIONS:

BUDGETED ITEM: YES
FISCAL IMPACT: YES
INCLUDED IN CURRENT FY CPTL BUDGET: YES
INCLUDED IN CURRENT FY OPRT. BUDGET: NO
TOTAL PROJECT COST: $337,725
APPROPRIATIONS:

ACCOUNT TITLE/NUMBER	DOLLAR AMOUNT
Roof Replacement (Capital Fund; 30131150-541300-C1229)	$337,725.00

EXTERNAL FUNDING SOURCES:

ACCOUNT TITLE/NUMBER	DOLLAR AMOUNT
-	$0.00

IV. REPORT IN BRIEF:

Public Safety Headquarters

Due to the age of the previous ballasted EPDM (Ethylene Propylene Diene Monomer) roof system and consistent roof leak service calls at Public Safety Headquarters since 2013, a four-phased re-roofing plan was developed. Please reference the included Public Safety Headquarters map for a visual guide.

- Phase 1 entailed the replacement of the roof at the Jail facility and was completed in 2016.
- Phase 2 entailed replacement of the roof at the main Public Safety Headquarters building and was completed in conjunction with the Headquarters Expansion project in 2018.
- Phase 3 entailed replacement of the remaining portions of the Public Safety Headquarters main building (e.g. E911, Garage) and was completed in 2018.
- The final phase is the source of this request and entails replacement of the EPDM roof at the detached Evidence Building and is included in the FY 2020 Budget.

The Evidence Building is the final roof segment at Public Safety Headquarters to be replaced. This roof is approximately 6,000 sq. ft. and is actively experiencing leaks. The roofing to be installed is a mod-bitumen solution similar to the other roofs at Public Safety Headquarters. While more expensive than the current solution (EPDM), the mod-bitumen roof is significantly more durable and carries a 30-year warranty. The mod-bitumen solution also requires less maintenance (e.g. does not need walking pads and is much less susceptible to puncturing from debris or stretching from pooling water). A detailed scope-of-work has been attached hereto.

Fire Station 82

This request is for replacement of the metal roof segment at Fire Station 82 which was originally installed in 1990 and totals approximately 5,000 sq. ft. Although the field of the roof is in good shape, the transition at the ridge and eave are showing significant signs of age and are no longer providing adequate water-tight protection. This facility is actively experiencing leaks. A detailed scope-of-work has been attached hereto.

Procurement Results

This project is being awarded to Garland/DBS Inc. under the U.S. Communities program (cooperative purchasing alliance). US Communities is a nonprofit instrumentality of government that assists local and state government agencies in reducing the cost of purchased goods/services through pooling the purchasing power of public agencies nationwide. This is accomplished by competitively solicited contracts for quality products/services through lead public agencies (e.g. city, county, or state agencies that issue the underlying formal solicitations). Cobb County GA, as lead public agency, competitively solicited the Garland contract and made it available under the terms of the U.S. Communities program.

Benefits of the Garland contract under U.S. Communities include: (a) pricing competitiveness; (b) turnkey single source accountability (Garland is both the manufacturer and managing contractor for roof product installations) that ensures warranty integrity; and (c) speedy implementation using pre-qualified contractors. The city contracts directly with Garland as the contractor on the project. Garland is the supplier of roofing materials (pricing established through US Communities competitively solicited contract pricing) and manages roofing subcontractors (local pricing through sealed quotes).

Garland has solicited quotes from the following pre-qualified subcontractors.

- $337,725: Safe Shield Roofing (Evidence Building: $109,977; FS 82: $227,748)
- $378,265: Ben Hill Roofing (Evidence Building: $131,724; FS 82: $246,541)
- $480,978: Innovative Roofing Group (Evidence Building: $175,704; FS 82: $305,274)

The FY 2020 Budget includes funding totaling $365,000 for the scopes set forth above. Residual funding upon completion of the project will be transferred to the Non-Allocated Capital Account for future appropriation by City Council.

The City has used Garland for multiple roof repair/replacement projects including: replacement of the roof segments identified above at Public Safety Headquarters: roof restoration, wall restoration, shingle, and metal edge roof section repairs at multiple Parks and Recreation facilities (Crabapple Government Center, Wills Park Pool Concession, Alpharetta Community Center, Equestrian Center, Wills Park Recreation Center and Arts/Crafts Center, etc.): flat roof replacements for Fire Stations 1, 3, and 4: etc. and has found their work, products and responsiveness to be exceptional. Safe Shield Roofing has been the lead subcontractor on multiple roof repair projects for the City with excellent results.

Once a contract with Garland has been finalized and executed, completion will take no longer than 50-days (Evidence Building) and 90-days (Fire Station 82) from Notice-to-Proceed. This timeframe includes the ordering and delivery of all materials.

V. ALTERNATIVES:

VI. ATTACHMENTS:

PS Roof Replacement Map, REVISED USC Proposal 25-GA-190657R.1 City of Alpharetta - Evidence Building, USC Proposal 25-GA-190668R.1 City of Alpharetta - Fire Station #82, Master Agreement 14-5903 (Garland - US Communities

Roof Replacement Map

Roof Replacement Map



Garland/DBS, Inc.
3800 East 91st Street
Cleveland, OH 44105
Phone: (800) 762-8225
Fax: (216) 883-2055

ROOFING MATERIAL AND SERVICES PROPOSAL

Property & Evidence Building
City of Alpharetta
38 Hill Street
Roswell, GA 30075

Date Submitted: 06/11/2019
Proposal #: 25-GA-190657
MICPA # 14-5903
GEORGIA General Contractor License #: GCCO003281

Purchase orders to be made out to: Garland/DBS, Inc.

Please Note: The following budget/estimate is being provided according to the pricing established under the Master Intergovernmental Cooperative Purchasing Agreement (MICPA) with Cobb County, GA and U.S. Communities. This budget/estimate should be viewed as the maximum price an agency will be charged under the agreement. Garland/DBS, Inc. administered a competitive bid process for the project with the hopes of providing a lower market adjusted price whenever possible.

Scope of Work: Roof Retro-Fit

1. Slice EPDM membrane every 10 ft. of roof field, as well as at base of all flashings, penetrations and perimeters to allow for complete relaxation of rubber membrane. Remove any blistering roofing membrane to create even surface for application of recovery board.
2. Contractor is responsible for installing any necessary tapered insulation crickets and sumps to accommodate positive drainage.
3. Fasten down a staggered 1/2” inch HD recovery board through existing roof into metal deck in accordance with fastening pattern to be provided.

FIELD INSTALLATION: COLD APPLIED ROOF SYSTEM

4. MODIFIED PLIES: Cut base sheet (FlexBase E80) and Cap Sheet (Stressply Max FR Mineral) into 18 foot lengths and allow plies to relax before installing. Install in GreenLock adhesive applied at the rate required by the manufacturer. Shingle sheets uniformly over the prepared substrate to achieve the number of plys specified. Shingle in proper direction to shed water on each large area of roofing.
    a. Lap ply sheet ends 8 inches. Stagger end laps 12 inches minimum.

b. Solidly bond to the base layers with specified cold adhesive at the rate of 2-2.5 gallons per 100 square feet making sure to not let the adhesive sit too long before covering with layer of base and cap sheet.
c. Roll must push a puddle of adhesive in front of it with adhesive slightly visible at all side laps. Care should be taken to eliminate air entrapment under the membrane.
d. Allow the base sheets to cure at least ten minutes before installing the cap sheet. HOWEVER, THE MODIFIED CAP MEMBRANE MUST BE INSTALLED WITHIN THREE DAYS OF THE BASE SHEET.
e. Install subsequent rolls of modified across the roof as above with a minimum of 4 inch side laps and 8 inch staggered end laps. Lay modified membrane in the same direction as the base sheet, but the laps shall not coincide with the laps of the base layers.
f. DO NOT HEAT WELD LAPS
g. Extend membrane 2 inches beyond top edge of all cants in full application of the cold adhesive as shown on the Details.

5. Fibrous Cant Strips: Provide non-combustible perlite or glass fiber cant strips at all wall/curb detail treatments where angle changes are greater than 45 degrees. Cant may be set in approved cold adhesives or mechanically attached with approved plates and fasteners.
6. Wood Blocking, Nailers and Cant Strips: Provide wood blocking, nailers and cant strips as necessary.
    a. Wood nailers should match the height of any insulation, providing a smooth and even transition between flashing and insulation areas.
    b. Nailer lengths should be spaced with a minimum 1/8 inch gap for expansion and contraction between each length or change of direction.
    c. Nailers and flashings should be fastened in accordance with Factory Mutual "Loss Prevention

Flashing Base Ply:

7. During Flashing Installation, do not permit conditions to exist that will allow moisture to enter behind, around or under the new roofing membranes.
8. Remove EPDM Membrane flashings
9. Adhere Stressbase 80 to exposed substrate with GreenLock Flashing Adhesive
10. Secure the tops of all flashings that are not run up and over curb through termination bar fastened at 6 inches (152 mm) O.C. and sealed at top with Tuff Stuff MS Sealant.

Flashing Cap Ply:

11. During Flashing Installation, do not permit conditions to exist that will allow moisture to enter behind, around or under the new roofing membranes.
12. Adhere Cap Ply to the underlying base flashing ply with GreenLock Flashing Adhesive. Nail off at a minimum of 8 inches (203 mm) o.c. from the finished roof at all vertical surfaces.
13. Coordinate counter flashing, cap flashings, expansion joints and similar work with modified bitumen roofing work as specified.
14. All stripping shall be installed prior to cap sheet flashing installation.

15. Secure the top edge of the flashing sheet using a termination bar only when the wall surface above is waterproofed, or nailed 4 inches on center and covered with an acceptable counter flashing.
16. All vertical flashing seams shall 3 coursed using Silver-Flash (MAKE SURE TO MIX WELL BEFORE APPLYING)
17. Install new 24ga color matching skirt metal under existing coping caps or counter flashings and fasten 12” inches on center. Skirt metal shall extend over new roofing plies no less than 2” inches and be fitted tightly to the flashing membranes.

Line Item Pricing

Item #	Item Description	Unit Price	Quantity	Unit	Extended Price
6.16.01	Roof Deck and Insulation Option: METAL ROOF DECK - COLD PROCESS APPLICATION - INSULATION OPTION: - Mechanically Fasten Polyisocyanurate / Adhere High Density Asphalt Coated Wood Fiber with Insulation Adhesive to Provide an Average R-Value of 20 In Compliance FM 1-90 Requirements	$ 3.22	6000	SF	$ 19,320
4.53	Insulation Recovery Board & Insulations Options: INSULATION SLOPE OPTION Provide a 1/4" Tapered Polyisocyanurate Insulation System while Maintaining the Average R-Value Including Tapered Crickets; Adhered with Insulation Adhesive	$ 5.43	6000	SF	$ 32,580
12.12.03	2-PLY ROOF SYSTEMS - COMBINATIONS OF A BASE PLY & A CAP SHEET (TOP PLY) PLEASE NOTE: BASE PLY & CAP SHEET COMBINATIONS MUST BE APPROVED BY THE MANUFACTURER: ROOF CONFIGURATION 1 Ply Modified Base Sheet Adhered in Cold Process Modified Asphalt: BASE PLY OPTION: - ASTM D 6162 SBS Fiberglass/Polyester Reinforced Modified Bituminous Sheet Material Type III - 310 lbf/in tensile	$ 3.95	6000	SF	$ 23,700
12.32.04	2-PLY ROOF SYSTEMS - COMBINATIONS OF A BASE PLY & A CAP SHEET (TOP PLY) PLEASE NOTE: BASE PLY & CAP SHEET COMBINATIONS MUST BE APPROVED BY THE MANUFACTURER: ROOF CONFIGURATION 1 Ply Mineral Surfaced Cap Sheet Adhered in Cold Process Modified Asphalt: ROOFING MEMBRANE OPTION: - ASTM D 6162 SBS Fiberglass/Polyester Reinforced Modified Bituminous Sheet Material Type III - Minimum of 500 lbf/in tensile	$ 7.40	6000	SF	$ 44,400

20.11.10	NEW FLASHINGS FOR ROOFING SYSTEMS & RESTORATION OPTIONS: ROOF FLASHINGS FOR MODIFIED & COAL TAR PITCH ROOF SYSTEMS: Minimum 1 Ply of Base Flashing and Mineral Cap Sheet Installed in Hot ASTM D 312 Type III or IV Asphalt:FLASHING OPTION: - BASE PLY: SBS Modified Polyester/Fiberglass Reinforced Base Flashing Ply - 315 lbf/in tensile (ASTM D 5147); TOP PLY: ASTM D 6162 SBS Fiberglass/Polyester Reinforced Modified Bituminous Sheet Material Type III - 600 lbf/in tensile	$ 16.34	800	SF	$ 13,072
20.999	NEW FLASHINGS FOR ROOFING SYSTEMS & RESTORATION OPTIONS: ROOF FLASHINGS FOR MODIFIED & COAL TAR PITCH ROOF SYSTEMS: Minimum 1 Ply of Base Flashing and Mineral Cap Sheet Installed in Hot ASTM D 312 Type III or IV Asphalt: - PER SQUARE FOOT COSTS - INSTALLING IN COLD PROCESS FLASHING ADHESIVE Substitute Hot Asphalt Application for Cold Process Flashing Adhesive Application of Flashings	$ 6.49	800	SF	$ 5,192
	Sub Total Prior to Multipliers				**$ 138,264**
22.45	JOB SITE SPECIFIC MULTIPLIERS APPLIED TO EACH LINE ITEM ON ASSOCIATE JOB: MULTIPLIER - ROOF SIZE IS GREATER THAN 5,000 SF, BUT LESS THAN 10,000 SF Multiplier Applied when Roof Size is Less than 10,000 SF, but Greater than 5,000 SF Fixed Costs: Equipment, Mobilization, Demobilization, Disposal, & Set-Up Labor are Not Completely Absorbed Across Roof Area	30%	1	EA	$ 41,479
	Sub-Totals After Multipliers				**$ 179,743**

Base Bid Total Maximum Price of Line Items under the MICPA:	**$ 179,743**
Proposal Price Based Upon Market Experience:	**$ 109,977**

Garland/DBS Price Based Upon Local Market Competition:

Safe Shield Roofing	**$ 109,977**
Ben Hill Roofing	$ 131,724
Innovative Roofing Group	$ 175,704

Potential issues that could arise during the construction phase of the project will be addressed via unit pricing for additional work beyond the scope of the specifications. This could range anywhere from wet insulation, to the replacement of deteriorated wood nailers. Proposal pricing valid 60 Days from date listed above.

Clarifications/Exclusions:

1. Sales and use taxes are excluded. Please issue a Tax Exempt Certificate.
2. Permits are excluded.
3. Bonds are included.
4. Plumbing, Mechanical, Electrical work is excluded.
5. Masonry work is excluded.
6. Temporary protection is excluded.
7. Any work not exclusively described in the above proposal scope of work is excluded.

If you have any questions regarding this proposal, please do not hesitate to call me at the number listed below.

Respectfully Submitted,

Joe Mullen

Joe Mullen
Garland/DBS, Inc.
(216) 430-3635
jmullen@garlandind.com

Garland/DBS, Inc.
3800 East 91st Street
Cleveland, OH 44105
Phone: (800) 762-8225
Fax: (216) 883-2055

ROOFING MATERIAL AND SERVICES PROPOSAL

Fire Station #82
City of Alpharetta
3070 Market Pl
Alpharetta, GA 30005

Date Submitted: 07/23/2019
Proposal #: 25-GA-190668 R.1
MICPA # 14-5903
GEORGIA General Contractor License #: GCCO003281

Purchase orders to be made out to: Garland/DBS, Inc.

Please Note: The following budget/estimate is being provided according to the pricing established under the Master Intergovernmental Cooperative Purchasing Agreement (MICPA) with Cobb County, GA and U.S. Communities. This budget/estimate should be viewed as the maximum price an agency will be charged under the agreement. Garland/DBS, Inc. administered a competitive bid process for the project with the hopes of providing a lower market adjusted price whenever possible.

Scope of Work: New Metal Roof System

1. Remove existing metal standing seam roof and dispose.
2. Apply RMER Seal from Eave to Ridge in shingle like fashion with a minimum 3” overlap
3. Install the new metal roof R-MER LOC system in accordance to Architectural Shop Drawings.
4. This will include:
    a. Proper installation of the clips per the uplift calcs and shop drawings provided.
    b. Proper installation of the panels as shown in the shop drawings.
    c. Proper installation of all rake edge, eave edge, and ridge cap metal as shown in the drawings.
    d. Proper installation of all metal roof components as shown in the shop drawings provided.
    e. Raising all pipes, vents, and curbs to accommodate the height change and proper flashing according to the details.
5. Build out new section over both existing internal gutters

6. Replace the existing metal copings around entire building new nailers might need to be installed
7. Install a new nailer across the eave under the metal roof to take out knee wall
8. Install a new gutter across both lengths.
9. Relocate (2) shut off boxes.
10. Install new gutters and downspouts in both of these areas, controlling the water to flow onto the lower flat roofs.
11. Lay over the existing masonry walls with a new TPO between both lower to upper roof.

Line Item Pricing

Item #	Item Description	Unit Price	Quantity	Unit	Extended Price
2.41	Tear-off & Dispose of Debris: SYSTEM TYPE Metal Roofing System - Metal Deck	$ 1.91	5000	SF	$ 9,550
14.11.01	METAL ROOFING SYSTEMS - LOW SLOPE & STEEP SLOPE (2): INSULATION OPTIONS FOR ARCHITECTURAL STANDING SEAM ROOF INSTALLATION OVER SUBSTRATE: INSULATION OPTION: - Architectural Application - No Insulation; 30 lbs. Felt Underlayment Over Deck	$ 0.65	5000	SF	$ 3,250
14.31.05	METAL ROOFING SYSTEMS - LOW SLOPE & STEEP SLOPE (2): ROOF CONFIGURATION Architectural or Structural Standing Seam Roof System; Seam Height At or Above 1" Below 2"; Aluminum Panels: THICKNESS OPTION: - Bare Galvalume Coated Steel or Equal Panel Price - 24 Ga, 18" Wide Panels	$ 3.50	5000	SF	$ 17,500
14.31.08	METAL ROOFING SYSTEMS - LOW SLOPE & STEEP SLOPE (2): ROOF CONFIGURATION Architectural or Structural Standing Seam Roof System; Seam Height At or Above 1" Below 2"; Aluminum Panels: PANEL WIDTH OPTION: - Add for 16" Panel Width - Galvalume Coated Steel or Equal	$ 0.25	5000	SF	$ 1,250
14.31.09	METAL ROOFING SYSTEMS - LOW SLOPE & STEEP SLOPE (2): ROOF CONFIGURATION Architectural or Structural Standing Seam Roof System; Seam Height At or Above 1" Below 2"; Aluminum Panels: COLOR OPTION: - Add for Standard Colors - Fluorocarbon Paint System Over Aluminum or Galvalume Coated Steel Or Equal	$ 0.95	5000	SF	$ 4,750
14.31.24	METAL ROOFING SYSTEMS - LOW SLOPE & STEEP SLOPE (2): ROOF CONFIGURATION Architectural or Structural Standing Seam Roof System; Seam Height At or Above 1" Below 2"; Aluminum Panels: PANEL INSTALLATION OPTION: - Architectural Application - Installed Over Substrate At or Above 3:12 Slope	$ 5.02	5000	SF	$ 25,100

17.14.02	FULLY ADHERED SINGLE-PLY ROOF SYSTEMS: CONCRETE DECK - SINGLE-PLY APPLICATION: INSULATION OPTION: - Minimal Insulation - Must Adhere 1/2" Treated Gypsum Insulation Board with Glass-Mat (e.g. DensDeck / Securock / Equal) in Insulation Adhesive to Provide an Average R-Value of 20	$ 1.38	4000	SF	$ 5,520
17.21.05	FULLY ADHERED SINGLE-PLY ROOF SYSTEMS: ROOF CONFIGURATION: Fully Adhered Single-Ply Roof System Installed Over Prepared Surface or Insulation: SINGLE-PLY ROOF TYPE: - ASTM D 6878 - Thermoplastic Polyolefin (TPO) - 60 Mil Thickness	$ 3.45	4000	SF	$ 13,800
20.41.05	NEW FLASHINGS FOR ROOFING SYSTEMS & RESTORATION OPTIONS: Single-Ply Flashings - Fully Adhered Single-Ply Roof Flashings Installed on Corresponding Single-Ply Roof Systems (Self-Adhering Roof Applications Only): ROOF MEMBRANE OPTION: - ASTM D 6878 - Thermoplastic Polyolefin (TPO) - 60 Mil Thickness	$ 7.45	1500	SF	$ 11,175
23.108	Roof Drainage, Scuppers, Stacks, Curbs and Pitch Pockets: Install & Connect new 6" roof drain & Flashing; Excluding Plumbing	$ 750.00	4	EA	$ 3,000
METAL STRETCH-OUT	Coping Cap - 24ga. Kynar Coated Steel @ 26" w/ five (5) bends	$ 12.65	250	LF	$ 3,163
METAL STRETCH-OUT	Gutters - 24ga. Kynar Coated Steel @ 18" w/ six (6) Bends	$ 11.26	100	LF	$ 1,126
METAL STRETCH-OUT	Downspouts - 24ga. Kynar Coated Steel @ 20" w/ four (4) bends	$ 10.74	100	LF	$ 1,074
	Sub Total Prior to Multipliers				**$ 100,258**
22.21	JOB SITE SPECIFIC MULTIPLIERS APPLIED TO EACH LINE ITEM ON ASSOCIATE JOB: MULTIPLIER - ROOF HEIGHT IS GREATER THAN 2 STORIES EQUAL TO OR LESS THAN 5 STORIES Multiplier Applied when the Roof Height Exceeds 2 Stories, but is Equal to or Less than 5 Stories. Situation Creates the Need for Additional Safety Protection and Increased Crane Work.	25%	1	%	$ 25,064
22.31	JOB SITE SPECIFIC MULTIPLIERS APPLIED TO EACH LINE ITEM ON ASSOCIATE JOB: MULTIPLIER - ROOF IS CONSIDERED NON-STANDARD ARCHITECTURE OR HAS GREATER THAN 4/12 SLOPE Multiplier Applied when Roof Area is not Boxed-Shaped, Contains Multiple Sharp Angles and/or Curves, or the Roof has a Greater than 4/12 Slope, Very Steep.	35%	1	%	$ 35,090

22.12	JOB SITE SPECIFIC MULTIPLIERS APPLIED TO EACH LINE ITEM ON ASSOCIATE JOB: MULTIPLIER - ROOF HAS LARGE AMOUNT OF PENETRATIONS / ROOF TOP OBSTRUCTIONS Multiplier Applied when Open Roofing Area is Limited Due to a Large Number of Roof Penetrations such as Soil Stacks, Sky Lights, Roof Drains, Exhaust Vents, HVAC Units, etc., or when there are a Large Amount of Roof Top Obstructions such as: Pipes, Duct Work, Electrical Wires, Hoses, etc.	50%	1	%	$ 50,129
22.45	JOB SITE SPECIFIC MULTIPLIERS APPLIED TO EACH LINE ITEM ON ASSOCIATE JOB: MULTIPLIER - ROOF SIZE IS GREATER THAN 5,000 SF, BUT LESS THAN 10,000 SF Multiplier Applied when Roof Size is Less than 10,000 SF, but Greater than 5,000 SF Fixed Costs: Equipment, Mobilization, Demobilization, Disposal, & Set-Up Labor are Not Completely Absorbed Across Roof Area	30%	1	%	$ 30,077
	Sub-Totals After Multipliers				**$ 240,618**

Base Bid Total Maximum Price of Line Items under the MICPA:	**$ 240,618**
Proposal Price Based Upon Market Experience:	**$ 227,748**

Garland/DBS Price Based Upon Local Market Competition:

Safe Shield	**$ 227,748**
Ben Hill Roofing	$ 246,541
Innovative Roofing Group	$ 305,274

Potential issues that could arise during the construction phase of the project will be addressed via unit pricing for additional work beyond the scope of the specifications. This could range anywhere from wet insulation, to the replacement of deteriorated wood nailers. Proposal pricing valid 60 Days from date listed above.

Clarifications/Exclusions:

1. Sales and use taxes are excluded. Please issue a Tax Exempt Certificate.
2. Permits are excluded.
3. Bonds are included.
4. Plumbing, Mechanical, Electrical work is excluded.
5. Masonry work is excluded.
6. Temporary protection is excluded.
7. Any work not exclusively described in the above proposal scope of work is excluded.

If you have any questions regarding this proposal, please do not hesitate to call me at the number listed below.

Respectfully Submitted,

Joe Mullen

Joe Mullen
Garland/DBS, Inc.
(216) 430-3635
jmullen@garlandind.com

CONTRACT AMENDMENT
Sealed Bid # 14-5903

Date of Amendment: May 29, 2019

Owner: Cobb County Board of Commissioners. Cobb County, Georgia
Contractor: Garland/DBS, Inc.
Project: Roofing Supplies and Services, Waterproofing and Related Products and Services

Current Contract Term: January 1, 2019 to December 31, 2019

This action amends the current contract dated September 22, 2014, for Sealed Bid # 14-5903. It is valid when signed by both the Owner and Contractor. The signature of the Contractor indicates his agreement herewith, including any adjustments in the contract pricing, contract term, or contract scope. This price and payment constitutes full compensation for all costs in connection with and incidental to items and services specified in the Contract.

Item # 1: Approval of Price Increase

This amendment serves as confirmation that Cobb County Government has approved an average price increase of 4.99% on the total product line for materials listed under Garland/DBS, Inc.'s current Manufacturer's Price Lists. This increase will be retroactive to March 15, 2019.
Prices for roofing supplies and services, waterproofing, and related products and services (Attachment B) currently posted on the Omnia partners/ US Communities website will remain unchanged. Barring any unforeseen changes in market conditions, all prices will remain firm through December 31, 2019.

Item # 2 – Contract Extension

The contract will be extended for thirty (30) additional days and will be effective through January 30, 2020. Participating public entities may initiate contracts for projects under this Master Agreement until the end of the extended contract term. Agreements for projects initiated on or before January 30, 2020 shall remain in effect until the project completion date. Terms and conditions set forth in this agreement shall continue to be applicable for contracts executed on or before January 30, 2020.

ACCEPTED - The above listed terms and conditions of this Amendment are satisfactory and are hereby accepted.

OWNER

Cobb County Board of Commissioners
100 Cherokee Street
Marietta, Georgia 30090

Signed: Joe Tommie
Title: Purchasing Director
Date: 6/20/2019

CONTRACTOR

Garland/DBS, Inc.
3800 East 91th Street
Cleveland, Ohio 44105

Signed: [illegible]
FRANK A. PERCIACIANTE
Title: CONTROLLER + AUTHORIZED SIGNER
Date: 06/18/2019

CONTRACT AMENDMENT
Sealed Bid # 14-5903

Date of Amendment: April 24, 2018

Owner: Cobb County Board of Commissioners. Cobb County, Georgia
Contractor: Garland/DBS, Inc.
Project: Roofing Supplies and Services, Waterproofing and Related Products and Services

Current Contract Term: January 1, 2018 to December 31, 2018

This action amends the current contract dated September 22, 2014, for Sealed Bid # 14-5903. It is valid when signed by both the Owner and Contractor. The signature of the Contractor indicates his agreement herewith, including any adjustments in the contract pricing, contract term, or contract scope. This price and payment constitutes full compensation for all costs in connection with and incidental to items and services specified in the Contract.

Item # 1: Approval of Price Increase

This amendment serves as confirmation that Cobb County Government has approved an average price increase of 3.10% on the total product line for materials listed under Garland/DBS, Inc.'s current Manufacturer's Price Lists. This increase will be retroactive to March 15, 2018.
Prices for roofing supplies and services, waterproofing, and related products and services (Attachment B) currently posted on the US Communities website will remain unchanged. Barring any unforeseen changes in market conditions, all prices will remain firm through December 31, 2018.

Item # 2 - Contract Extension

The County will exercise its option to extend the current contact for an additional one year period. The effective date of the contract extension will commence on January 1, 2019 and end on December 31, 2019.

ACCEPTED - The above listed terms and conditions of this Amendment are satisfactory and are hereby accepted.

OWNER

Cobb County Board of Commissioners
100 Cherokee Street
Marietta, Georgia 30090

Signed: Joe Tommie
Title: Purchasing Director
Date: 4/30/2018

CONTRACTOR

Garland/DBS, Inc.
3800 East 91th Street
Cleveland, Ohio 44105

Signed: [signature]
Title: FRANK A. PERCACIANTE CONTROLLER & AUTHORIZED CONTRACTORS
Date: 04/27/2018

COBB COUNTY
PURCHASING DEPARTMENT

100 Cherokee Street, Suite 260
Marietta, Georgia 30090
phone: (770) 528-8400 • fax: (770) 528-8428

William J. Tommie Jr., CPPO
Purchasing Director

May 3, 2017

Mr. Frank Percaciante
Garland/DBS
3800 East 91st Street
Cleveland, Ohio 44105

Dear Frank:

Please accept this letter as confirmation of Cobb County Government's intent to extend the current US Communities contract for Roofing Supplies and Services, Waterproofing, and Related Products and Services for an additional one year period. The effective date of the contract extension will commence on January 1, 2018 and end on December 31, 2018.

All products and services provided under the contract will continue to be in accordance with pricing, and terms and conditions set forth in Bid # 14-5903 and any subsequent contract amendments.

Sincerely,

Joe Tommie

William J. Tommie Jr., CPPO
Purchasing Director

City Council Meeting
STAFF REPORT

Submitting Department: Economic Development
Submitted By: Matthew Thomas
Sponsored By:
Meeting Date: August 5, 2019

I. AGENDA ITEM TITLE: TECH ALPHARETTA AGREEMENT RENEWAL

II. RECOMMENDATION:

Staff recommends approval of the Tech Alpharetta Agreement Renewal in the amount of $100,000.00 for the current fiscal year and to authorize the Mayor to execute all necessary documents.

III. BUDGET IMPLICATIONS:

BUDGETED ITEM: YES

FISCAL IMPACT: NO

INCLUDED IN CURRENT FY CPTL BUDGET: NO

INCLUDED IN CURRENT FY OPRT. BUDGET: YES

TOTAL PROJECT COST: $100,000.00

APPROPRIATIONS:

ACCOUNT TITLE/NUMBER	DOLLAR AMOUNT
Professional Services Tech Alpharetta (10013220-521200)	$100,000.00

EXTERNAL FUNDING SOURCES:

ACCOUNT TITLE/NUMBER	DOLLAR AMOUNT
N/A	$0.00

IV. REPORT IN BRIEF:

The proposed renewed agreement between the City and Tech Alpharetta provides $100,000.00 for the current fiscal year to Tech Alpharetta paid through the Alpharetta Development Authority.

The prior multi-year agreement was enacted in February 2017 in the amount of $125,000.00 annually for 2 years.

In anticipation of this former agreement's sunset, in December 2018, City Council approved $20,834.00 in additional funding to cover services for the CEO through the end of FY19.

This proposed renewed agreement aligns with the City's fiscal calendar, reduces annual funding to Tech Alpharetta by $25,000.00, and carries one fiscal year commitment set to expire on June 30, 2020.

V. ALTERNATIVES:

VI. ATTACHMENTS:

City Council Meeting
STAFF REPORT

Submitting Department: Community Development
Submitted By:
Sponsored By: Council Member Burnett
Meeting Date: August 5, 2019

I. AGENDA ITEM TITLE: UNIFIED DEVELOPMENT CODE TEXT AMENDMENTS – SMOKE SHOP DEFINITION
COUNCIL SPONSOR: BEN BURNETT
CONSIDERATION OF TEXT AMENDMENTS TO THE UNIFIED DEVELOPMENT CODE RELATED TO "SMOKE SHOP" REGULATIONS

II. RECOMMENDATION:

This item is presented for discussion purposes only.

III. REPORT IN BRIEF:

Presented for discussion purposes will be proposed text amendments to the Unified Development Code related to "Smoke Shop" regulations.

IV. ALTERNATIVES:

V. ATTACHMENTS:

Smoke Shop Definition and Zoning

SECTION 1.4 - DEFINITIONS

1.4.1 Use of words and phrases.

For the purpose of this Ordinance, the following shall apply to the use of words and phrases:

A. Words used in the present tense include the future tense. Words used in the singular tense include the plural tense, and words used in the plural tense include the singular tense. The masculine person "his" also means "her."

B. The word "shall" is always mandatory and not discretionary.

C. The word "may" is permissive.

D. The word "and" indicates that all of the conditions, requirements, or factors so connected must be met or fulfilled, whereas the word "or" indicates that at least one condition, requirement, or factor so connected must be met.

E. The term "such as" is intended to introduce one or more examples in illustration of a requirement or point, and is used herein to mean "including but not limited to the following."

F. The word "structure" includes the word "building."

G. The word "lot" shall include the words "plot," "tract," "parcel," and "property."

H. The word "used" or "occupied" as applied to any land or building shall be construed to include the words "intended," "arranged," or "designed to be used or occupied."

I. The verbs "zone" and "rezone" have the same meaning and refer to the act of amending the Official Zoning Map through the process established by this Ordinance.

J. The nouns "zone," "zoning district" and "district" have the same meaning and refer to the Zoning Districts established under this Ordinance.

K. All words and phrases shall be interpreted within the context of the sentence, Section and Article in which they occur.

1.4.2 Defined terms.

Words and phrases defined herein shall be interpreted as defined without regard to other meanings in common or ordinary use, unless the context of the word or phrase indicates otherwise. Words and phrases not defined in this Ordinance shall be construed to have the meaning given by common and ordinary use as defined by Webster's New International Dictionary, Latest Edition. Figures associated with defined terms in this Section are provided for illustration only and do not limit or change the meaning of the term as defined in writing.

Acceleration Lane. An added roadway lane which permits integration and merging of slower moving vehicles into the main vehicular stream.

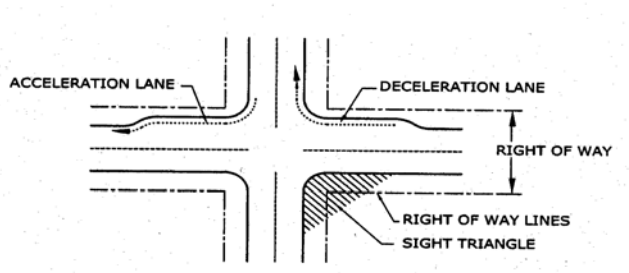

FIGURE 1

Access. A way or means of approach to provide physical entrance to a property.

Accessory Structure. A structure detached from a principal building on the same lot and customarily incidental and subordinate to the principal building or use.

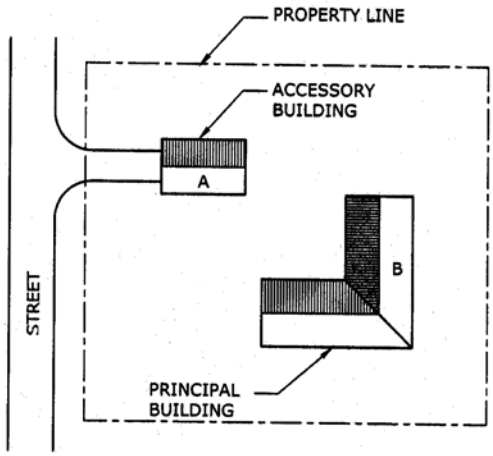

FIGURE 2

Accessory Use. A use customarily incidental and subordinate to the principal use and located on the same lot with such principal use.

Acre. A measure of land area containing 43,560 square feet.

1. *Acreage, Gross.* The total area of a property measured in acres and fractions thereof rounded to the nearest one-tenth acre.
2. *Acreage, Net.* The total buildable area of a property measured in acres to the nearest one-tenth, as existed when originally approved for its current zoning district, less any flood plain, easements and land dedicated to and accepted for streets or other public improvements by the City.

Adult Book Store. A retail establishment, a majority of whose inventory consists of books, magazines, videotapes and similar materials containing sexual activities or specified anatomical parts.

Airport. A property or structure licensed and approved by the Federal Aviation Administration where fixed wing aircraft or helicopters can land and take off, which may be equipped with hangars, facilities for refueling and repair and various accommodations for passengers.

Aisle. The traveled way, which is not the public right-of-way, by which cars enter and depart parking spaces.

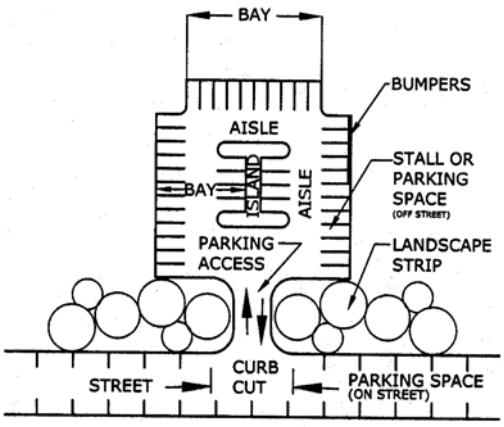

FIGURE 3

Alley. A non-exclusive private easement or publicly dedicated service way providing a secondary means of public access to abutting property and not intended for general traffic circulation.

Alteration of Building. Any change in the supporting members of a building (such as bearing walls, columns or girders); any change in the non-supporting interior walls of a building; any addition or reduction to a building; any change in use; or any relocation of a building from one location or position to another.

Amphitheater. An outdoor area designed or intended for the projection of sound to be heard by a nearby audience.

Amenity. A natural or man-made feature which is intended to enhance or make more attractive or satisfying a particular property.

Animal Hospital, Large Animals. A place where horses, cattle, sheep or other animals normally kept in agricultural settings are given medical or surgical treatment and the boarding of animals is limited to short-term care incidental to the hospital use.

Animal Hospital, Small Animals. A place where dogs, cats, birds or other animals normally kept as household pets are given medical or surgical treatment and the boarding of animals is limited to short-term care incidental to the hospital use.

Annexation. The incorporation of a land area into the City with a resulting change in the city limit boundaries.

Antenna. See Section 2.8 for definition of 'antenna.'

Apartment. One or more rooms comprising an independent dwelling unit in a 'For-Rent' building.

Applicant. Any person making a request to the City for any approval, permit or authorization under the procedures contained in this Ordinance.

Art Galleries. An establishment engaged in the sale, loan, or display of art books, paintings, sculpture, or other works of art. This does not include libraries, museums, or non-commercial art galleries, or where such display of art is incidental to the primary use.

Asphalt Plant. A business which manufactures, mixes, or blends asphaltic products for distribution.

Assisted Living Facility. See Congregate Housing.

Associations. An organization of persons having common interests or purposes.

Auditorium. An indoor building or structure designed or intended for use for the gathering of people as an audience to hear music, lectures, plays, and other presentations.

Auto Sales and Leasing. The use of any building, land area, or other premises or portions thereof, for the display, sales or lease of automobiles, trucks, vans, trailers or recreational vehicles, including internet transactions where most vehicles are not stored on site.

Automobile. A self-propelled, free moving vehicle, with at least four but no more than six wheels, designed primarily for the transportation of passengers or for conveyance of up to two tons of materials on a street or roadway.

Automobile Service Station. Any building, land area or other premises, or portion thereof used or intended to be used for the retail dispensing or sales of vehicular fuels; and including as an accessory use the sale and installation of lubricants, tires, batteries and similar accessories, or the provision of tune-up or light maintenance services for vehicles.

Automotive Service Establishment. A business principally engaged in the repair of automobiles or other motorized vehicles, or the installation or repair of equipment or parts on motorized vehicles such as mufflers, brakes, tires, radios, transmissions, and engines or engine parts.

Bakery. An establishment primarily engaged in the retail sale of baked products for consumption off site. The products may be prepared either on or off site. Such use may include incidental food service.

Bank. A freestanding building, with or without a drive-up window, for the custody, loan, or exchange of money; for the extension of credit; and for facilitating the transmission of funds. This may include credit unions, savings and loans, and traditional banks.

Barber Shop. Any establishment or place of business within which the practice of barbering is engaged in or carried on by one or more barbers.

Basement. An area below the first floor of a building used for storage, garages, and utilities or for common use of the occupants of the building. A basement used for any one or more of the above purposes shall not be counted as a story.

Beauty Shop. Any commercial establishment, residence, vehicle, or other establishment, place, or event wherein cosmetology is offered or practiced on a regular basis for compensation, excluding such types of services requiring customers to disrobe.

Bed and Breakfast. A building in which lodging and meals are provided for no more than 15 guest and meals are served in a common dining room.

Berm. A mound of earth, or the act of pushing earth into a mound.

Block. A tract of land bounded by streets or a combination of streets and public land, rights-of-way or any other barrier to the community or development.

Board of Appeals. The appointed Board of Appeals of the City of Alpharetta.

Boarding House. A dwelling where more than two, but fewer than six rooms are provided for lodging for definite periods of times. Meals may or may not be provided, but there is one common kitchen facility. No meals are provided to outside guests.

Book or Stationery Store. An establishment for the sale or distribution of books and miscellaneous stationery by direct retail sales to the public.

Bottled Gas Storage and Distribution. An establishment where gas is stored for wholesale distribution.

Boutique Hotel. A high quality hotel which contains less than 120 rooms located in a unique setting, such as the City's Downtown, mixed-use developments and/or an entertainment district. The building shall reflect a unique exterior architecture and interior design compatible with the area in which the hotel is located. The boutique hotel shall provide guests with high quality services, such as, but not limited to, concierge, on-site restaurant, room service, meeting space, business center, banquet facilities, spas, doormen, valet parking, boutiques and/or other amenities. Guest rooms within the building shall contain no equipment for food preparation other than a mini-fridge and/or microwave. There shall be no self-serve laundry facilities (for guests use) within the building. Access to each guest room shall be through an inside lobby supervised at all hours.

Brewery. A facility where malt beverages are manufactured or brewed.

Broadcasting Studio. An establishment for the dissemination of radio, television, satellite, or similar medium, which may include a transmission tower.

Buffer Area or Buffer Strip. That portion of a lot set aside for open space and screening purposes pursuant to applicable provisions of this Ordinance to separate different zoning districts or uses on one property from uses on another property. A required set back area may not be included in a required buffer area or visa-versa.

Buffer, Undisturbed. An area of land as defined above that exists in its natural state without intrusion or alteration. The addition of landscaping into areas of sparse vegetation within undisturbed buffers does not constitute intrusion or alteration.

Buildable Area. See "Lot Building Area."

Builder's Equipment. An area designed or intended for the storage and use of equipment or materials common in the construction trade. This may not include sales of such equipment or materials.

Building. Any structure built for or intended for occupancy, storage or shelter of persons, animals, personal or business property, or machinery of any kind which is entirely separated from any other structure.

Building Code. The latest edition of all codes relating to the construction of buildings and their mechanical, electrical and other systems, as adopted by the City of Alpharetta pursuant to the Georgia Uniform Building Code Act and also referred to as the Standard Building Code.

Building Frontage. The linear width of a building facing or most nearly facing a street.

Building Height. The vertical distance to the highest point of the roof surface of a flat roof, the deck line of a mansard roof, and to the mean height level between eaves and ridge of a gable, hip or gambrel roof, as measured from the average finished grade across the building frontage.

Building Inspector. The Building Official of the City of Alpharetta or the Building Official's designated representative.

Building Site. A parcel or lot or land occupied or intended to be occupied by a building or structure having not less than the minimum area permitted by the code.

Bus Shelter. A small, roofed structure, having from one to three walls, located near a street, and designed primarily for the protection and convenience of bus passengers.

Car Wash. Any building or premises or portions thereof dedicated to use for washing automobiles; or a structure containing facilities for washing automobiles.

Carpenter Shop. An establishment utilized for the manufacture or assemblage of wood into usable forms for sale and distribution.

Carpet and Rug Sales. An establishment for the retail or wholesale sale of floor coverings.

Cemetery. Land used or dedicated to the burial or internment of human or animal remains, including crematoriums, mausoleums, necessary sales, and maintenance facilities.

Center Line of Street. Any line surveyed as such by the City of Alpharetta or the Georgia Department of Transportation or their designee, or, if no such survey exists, the line which is midway between the edge of pavement or back of curb of a street.

Central Business District (CBD). That portion of the City bounded by Mayfield Road to the North, Old Milton Parkway to the South, Haynes Bridge Road and Highway 9 to the east and Roswell and Canton Streets to the west. (see page 2-103)

Certificate of Occupancy. A document issued by the Director indicating that a particular building conforms with the requirements of this Ordinance and the building is complete and ready for use.

Church. A facility incorporating one or more buildings where religious services are conducted.

City. The City of Alpharetta, Georgia.

City Administrator. The Chief Operating Officer of the City of Alpharetta or his designee.

City Clerk. The City Clerk of Alpharetta, Georgia, or the City Clerk's designated representative.

City Council or Mayor and Council. The legally constituted and elected governing body of the City of Alpharetta, Georgia.

Clinic. An establishment where patients are admitted for examination and treatment by one or more physicians, dentists, psychologists, medical professionals, or social workers and where patients are not usually lodged overnight.

Club. Buildings and facilities owned or operated by an association or persons for a social or recreational purpose.

Collection Box. A container, trailer, vehicle or other structure, used for the purpose of acquiring donated goods, by a for-profit or not-for-profit entity.

Commercial Parking Lot. An area or structure dedicated to the temporary storage of automobiles or other vehicles for periods of less than 24 hours for a fee, operated as the principal use of the property or structure.

Community Development Director. The Director of the Community Development Department or his designee.

Comprehensive Plan (CP). The long-range plan for guiding development in the City of Alpharetta and the City's urban area to a point in time at least 15 years from when the plan was adopted, with the overall goal being to accommodate development in a timely, orderly, and efficient arrangement of land uses and public facilities and services that meet the needs of present and future residents and businesses.

Concept Plan. A generalized map presenting an image or representation of a proposed development, and showing those plan elements as further required by this Ordinance.

Concrete Plant. A business which manufactures, mixes, or blends concrete products for distribution.

Conditional Use. A use that generally would not be appropriate throughout a zoning district but which, if controlled as to visual appearance, number, area, height, location, or relation to abutting or nearby uses, would not be injurious to the public, health, safety, welfare, morals, order, comfort, convenience, appearance or general welfare. Such uses may be permitted only in zoning districts specified in this Ordinance and are subject to conditions and approval by the Mayor and Council.

Condominium. A legal form of multiple ownership consisting of a building, or group of buildings, in which units are owned individually, and the structure, common areas and facilities are owned by all the owners on a proportional, undivided basis.

Condominium, Office. An office building (or group of buildings) organized, owned and maintained as a condominium.

Condominium, Residential. A building type consisting of individual units located within a single structure. The structure normally has at least two, but no more than six stories. The structure is designed to appear as a single building with no architectural distinction between the units. Architectural elements such as materials, colors and windows are repeated consistently throughout the building and there is usually a single roof element and a single point of primary entry. The architectural style typically expresses the horizontal lines of the building which then accentuates the floors of the building as a primary visual element. The common areas of the building such as the elevators and lobby may be expressed as special features on the main elevations of the structure.

Congregate Housing. Any group dwelling or facility licensed by the state, public or private, which for gain or otherwise, regularly provides one or more persons with assisted living care. The term "assisted living care" means specialized care and services including the provision of personal services, the administration of medications by a certified medication aide and the provision of assisted self-preservation. The term "personal services" includes, but is not limited to, individual assistance with or supervision of self-administered medication, assistance, essential activities of daily living such as eating, bathing, grooming, dressing, toileting, ambulation and transfer. The term "assisted self-preservation" means the capacity of a resident to be evacuated from an assisted living facility to a designated point of safety and within an established period of time as determined by the Office of Fire Safety Commissioner. Assisted self-preservation is a function of all of the following:

1. The condition of the individual.
2. The assistance that is available to be provided to the individual by the staff of the assisted living facility; and
3. The construction of the building in which the assisted living facility is housed, including whether such building meets the state fire safety requirements applicable to an existing health care occupancy.

Construction Trailer. A temporary structure used as an office and located on an active construction site.

Contractor's Office with outside storage. A room or group of rooms used for conducting business that includes an enclosed exterior space for the storage of business related equipment and supplies.

Contractor's Office without outside storage. A room or group of rooms used for conducting business that does not use any exterior storage area.

Convenience Center with Gas Pumps. A facility that combines a small retail store with the sale and dispensing of gasoline products.

Convenience Store. A retail establishment primarily selling packaged food and household convenience items, which may also dispense automobile fuel, oil and accessories. Excluded from this definition is any establishment providing automotive maintenance services or repairs.

Craftsman Shop or Studio. A facility where products are made or serviced on an individual basis without the use of mechanized or assembly line production equipment.

Curb Break or Curb Cut. Any interruption or break in the line of a street curb for the purpose of connecting a driveway to a street, or otherwise to provide vehicular access to abutting property.

Data Center. A building or complex of buildings in which a substantial portion of the gross square footage is dedicated to the housing of computer or data processing equipment or systems.

Day Care Center. Any establishment operated by an individual, partnership, society, agency, corporation, institution or group, and licensed by or registered with the State of Georgia as a group day care home or day care center, which enrolls therein for pay, for supervision and care, seven or more children or adults. Such facility may provide supervision, care, education, recreation and specialized programmings but does not provide overnight accommodations.

Deed. An instrument that conveys or transfers title to land or other real property.

Density. The average number of dwelling units or gross square feet of building floor area per gross acre of land. For an individual property, the density shall be calculated by dividing the total dwelling units or gross square footage of the building by the total gross acres of the property that existed when originally approved for its current zoning district.

Design Review Board. The Design Review Board of the City of Alpharetta, as established by this Ordinance and appointed by the Mayor and Council.

Development Activity. The construction of public improvements, site improvements, or buildings, including any alteration of a property in preparation for such construction. Development Activity shall also include the "thinning" or removal of trees from undeveloped land in conjunction with a forest management program, and the removal of trees incidental to the development of land or to the marketing of land for development.

Director. Unless otherwise specified, the Director of Community Development of the City of Alpharetta, Georgia, or the Director's designated representative.

Discount Store. A retail store that sells new or used goods or products at prices lower than traditional retail outlets. Discount stores principally engage in offering a category of similar goods or a wide assortment of goods for sale to the general public.

Distillery. A facility where distilled spirits are manufactured (distilled, rectified or blended).

Drainage. See Article III, Section 3.1 for all definitions relating to drainage and storm water control.

Drive or Driveway. A surfaced asphalt or concrete area on a lot which provides direct access for vehicles between a street and a private garage, carport or other permitted parking space or parking area or loading area.

Dry cleaning, pick-up station. An establishment or business maintained for the pickup and delivery of dry cleaning and/or laundry without the maintenance or operation of any laundry or dry-cleaning equipment or machinery on the premises.

Dry cleaning plant. A building, portion of a building, or premises used or intended to be used for cleaning fabrics, textiles, wearing apparel, or articles of any sort by immersion and/or agitation, and other processes incidental thereto.

Duplex (or semi-detached). A building type consisting of two independent units that are attached by a common side wall, floor and/or ceiling. Such units normally have at least two, but no more than four floors. These units may share a common front door and are sometimes designed to appear as a single unit.

Dwelling, 'For-Rent' (Downtown Overlay).

a. Unit—A residential unit designed to be leased or rented and occupied by a single family tenant and located within the Downtown Overlay (map A).

b. Building—A structure incorporating multiple rental units. (See Apartments.)

c. See Section 2.7 Standards for Downtown Overlay.

Dwelling, 'For-Rent' (Outside of Downtown Overlay).

a. Unit—A residential unit designed to be leased or rented and occupied by a single family tenant.

b. Building—A structure incorporating multiple rental units. (See Apartment.)

c. See Section 2.7 Standards for Units (outside of Downtown Overlay).

Dwelling, 'For-Sale'.

a. Detached—A free-standing residential unit designed to be purchased and occupied by a single family.

b. Attached—A residential unit attached to other residential units and designed to be purchased and occupied by a single family.

c. Condominium—A type of property ownership in which a 'For-Sale' unit is purchased and the purchaser of each unit acquires full title to the unit and an undivided interest in the common elements (the land, roof, elevator, etc.).

Dwelling, Group. A building or portion of a building occupied or intended for occupancy by a number of unrelated persons or families, but in which separate cooking facilities are not provided for such resident persons or families. The term "group dwelling" includes but is not limited to the terms rooming house, apartment hotel, nursing home, fraternity or sorority house, YMCA or YWCA. A hotel, motel or bed and breakfast tourist home shall not be deemed to be a group dwelling as herein defined.

Dwelling Unit. One or more rooms connected together and constituting a separate, independent housekeeping establishment designed for use by one family with provision for cooking, eating, sleeping, bathing and personal sanitation, and physically set apart from any other rooms or dwelling units in the same structure or another structure.

Easement. A grant by a property owner of any designated part of a property for the use by another for a specified purpose without transfer of title or right of ownership.

Egress. An exit.

Electric power yards, substation. All equipment, fixtures, and personal property operated or maintained in connection with the production of electricity using any source of thermal, steam, wind, or solar energy with a generating capacity of more than 500 kilowatts and less than 50 megawatts.

Existing Use. The use of a lot or structure at the current time or another time if so designated.

Extended Stay Hotel. A building containing guest rooms for lodging, offered to the public for compensation, which are advertised, designed, intended or routinely utilized for weekly or monthly occupancy, or in which at least 30% of all guest rooms have facilities for the refrigeration and preparation of food by guests, such as a refrigerator and a cooktop/stove (or a refrigerator, a microwave, and a dishwasher or kitchenette sink), and a self-serve laundry facility is available for guests use. For the purposes of this Code, extended stay hotels and hotels (or motels) are separate and distinct uses. See, Section 2.7.3.

Family. One or more persons related by blood, adoption, guardianship or marriage and/or not more than three unrelated persons, living and cooking together as a single, nonprofit housekeeping unit.

Family Day Care Home. An accessory use within a private residence, licensed by or registered with the State of Georgia as a family day care home, operated by the occupant of the dwelling who enrolls for pay, for supervision and care without overnight accommodations, three but not more than six children or adults.

Fast Food Restaurant. See Restaurant, Drive-thru or Fast Food.

Fence. A structure made of manufactured materials—and used for the purpose of defining a boundary, creating an enclosure, providing security, privacy or screening, or as a means of protection.

Flood Control. See Article III, Section 3.4, for definitions relating to flooding and flood control.

Floor Area. The total number of square feet of heated floor space within the exterior walls of a building.

Floor, First. The location within a building in which the primary egress and ingress are provided.

Florist, Retail With Greenhouse. Any business establishment which, as its primary business, sells at retail flowers and ornamental plants. A greenhouse or nursery for the growing of plants, or another open or enclosed supplemental display area outside the establishment, is permitted as a normal accessory use.

Florist, Retail Without Greenhouse. Any business establishment which, as its primary business, sells at retail flowers and ornamental plants. A greenhouse or nursery for the growing of plants, or another open or enclosed supplemental display area outside the establishment, is not permitted.

Frontage Lot or Street Frontage. The width in linear feet of a lot where it abuts the right-of-way of any street from which access may be directly gained.

Funeral Home. A building used for the preparation of deceased human beings for burial and the display of the deceased and ceremonies connected therewith before burial or cremation.

Future Land Use Map. The map named as such and contained in the Comprehensive Plan that indicates areas appropriate for various land uses and public facilities over time and as described in the Comprehensive Plan text.

Garage Sale. The sale or offering for sale of miscellaneous personal items on a residential zoned lot, (not including churches and schools).

Garden District. That portion of Canton Street bounded by Church Street to the south and Hopewell Road to the north.

Gasoline Station. A facility where primary use is the dispensation of fuels. (Also see Convenience Center with Gas Pumps)

Gazebo. An accessory, open air structure not exceeding 300 sq. ft. in size.

Governing Body. The Mayor and Council of the City of Alpharetta, Georgia, under whose authority this Ordinance is enacted into law, administered, and enforced.

Grade. The degree rise or descent of a sloping surface. The average elevation of the sidewalk or crown of road surrounding a building site.

Grade, Finished. See Section 3.1, "Site Grading and Land Disturbance."

Greenhouse. A building whose roof and sides are made largely of glass or other transparent or translucent material and in which the temperature and humidity can be regulated for the cultivation of plants for subsequent sale or for personal enjoyment.

Greenspace. All that area of land that can be landscaped or planted, allows natural passage through by water, and is not covered by manmade materials or structures such as buildings or paving.

Group Home. A dwelling shared by four or fewer persons, excluding resident owner, (or no more than six persons including the resident owner), who live together as a single housekeeping unit and in a long term, family-like environment in which the resident owner, serving as the primary caregiver to the residents, provides care, education and participation in community activities for the residents with the primary goal of enabling the residents to live as independently as possible in order to reach their maximum potential. 1. No group home shall be located within 2,000 ft. of another group home as measured at the property line. 2. A group home shall be limited to one structure and multiple structures located near one another shall not be considered components of one group home. Each structure shall meet distance requirements. The term "group home" shall not include a halfway house, a treatment center for alcoholism or drug abuse, and work release facility for convicts or ex-convicts, a home for detention and/or rehabilitation of juveniles adjudged delinquent or unruly and placed in custody of the state or other housing facilities serving as an alternate to incarceration. The term "group home" shall also not allow the use of a dwelling as an apartment or duplex. A "group home" shall not allow use of the dwelling as a home for individuals on parole, probation, or convicted and released from incarceration, for any crimes including child molestation, aggravated child molestation, or child sexual abuse, as defined in O.C.G.A. 16-6-4 or individuals required to register as sex offenders pursuant to O.C.G.A. 42-1-12. A group home may include a home for the handicapped. As used in this subsection, the term "handicapped" shall mean:

1. Having a physical or mental impairment that substantially limits one or more of such person's major life activities so that such person is incapable of living independently;
2. Having a record of having such an impairment; or
3. Being regarded as having impairment.

However, the term "handicapped" shall not include current illegal use of or addiction to a controlled substance, nor shall it include any person whose residency in the home would constitute a direct threat to the health and safety of other individuals.

Hardware Store. A facility of 30,000 or fewer square feet gross floor area, primarily engaged in the retail sale of various basic hardware lines, such as tools, builders' hardware, plumbing and electrical supplies, paint and glass, housewares and household appliance, garden supplies, etc.; if greater than 30,000 square feet, such a facility is a Home Improvement Center.

Historic Business District. That portion of the Central Business District bounded by Church Street to the north, Highway 9 to the east, Marietta Street to the south and Milton High School to the west. (see page 2-122)

Home Improvement Center. A facility of more than 30,000 square feet gross floor area, engaged in the retail sale of various basic hardware lines, such as tools, builders hardware, paint and glass, houseware and household appliances, garden supplies, and cutlery.

Home Occupation. Any activity carried out as a business and/or for profit by the resident and conducted as an accessory use in the resident's dwelling unit.

Hospital. A building providing primary or tertiary health services and medical or surgical care to persons including in-patients and out-patients, suffering from illness, disease, injury, deformity and other abnormal physical or mental conditions, and including as an integral part of the institution, related facilities such as laboratories, outpatient facilities or training facilities.

Hotel (or Motel). A building in which lodging along with customary lodging facilities and services, such as meeting rooms, restaurant, maid service and fitness center, are provided for transient guests for an average stay of less than 7 days and offered to the public for compensation. Hotel services shall include the provision of food and beverage services suitable for both guests and groups, on-site restaurant, lounges, group meeting spaces with banquet facilities and selective amenities, such as but not limited to spas, banquet rooms, doormen, valet parking, concierge, and high-end restaurant and boutiques. Guest rooms within the building shall contain no equipment for food preparation other than a mini-fridge and/or microwave. There shall be no self-serve laundry facilities (for guests use) within the building. Access to each guest room shall be through an inside lobby supervised at all hours.

Improvements. The buildings, public utilities and facilities, and accessory structures built on or serving a property.

A. *Public Improvements.* Any structure, owned by or to be dedicated to a government or a utility regulated by the Georgia Public Service Commission, together with its associated public land, easement or right-of-way, necessary to provide transportation, drainage, public or private utilities, or other public services such as education, recreation, or public safety.

B. *Site Improvements.* Any structure, other than a principal building or a structure intended for dedication to public ownership, constructed to support or provide for the use or occupancy of a property, such as driveways, parking and loading areas, retaining walls and other earthen works, erosion and sedimentation control facilities, stormwater drains and detention facilities, and connections to public water, sewer or other utilities.

Industrial Park. A development that contains a number of separate industrial buildings and supporting uses on one or more lots, which is designed, planned, constructed and managed on an integrated and coordinated basis.

Industrialized Buildings. Prefabricated structures as defined in O.C.G.A. 110-2 and usually used for a limited time period such as for a site construction office, portable classroom and site real estate office.

Ingress. Access or entry.

Island. In parking lot and street design, built-up curbs (and in parking lots usually placed at the end of parking rows) as a guide to traffic and also used for landscaping, signing or lighting.

Junk or Salvage Yards. Any area, lot, land, parcel, building or structure or part thereof used for the storage, processing, purchase, sale or abandonment of wastepaper, rags, scrap metal or other scrap or

discarded goods, materials, machinery or two or more unregistered, inoperable vehicles or other type of junk. See Also "Recycling Center."

Kennel. An establishment in which more than six dogs or other domesticated animals more than one year old may be housed, groomed, bred, boarded, trained or sold.

Land Disturbance Permit. A permit issued by the City that authorizes Development Activity, and includes, but is not limited to, activity related to soil erosion control, clearing and grubbing, grading, public and site improvements. This permit does not authorize building construction.

Land Use. See "Use," "Principal Use," and "Accessory Use."

Landscape Strip. A portion of a lot required to be reserved for, installed with, and maintained with vegetation. Such a strip may or may not be required to be of a linear form. No utilities or parking shall be allowed within a required landscape strip.

Loading Space, Off-street. A space or berth used for the loading or unloading of commercial vehicles, trucks or other vehicles.

Lot. A portion of a subdivision, or any other parcel of land, intended as a unit for transfer of ownership or for development or both. In determining the area and dimensions of a lot, no part of the street right-of-way or private street easement may be included.

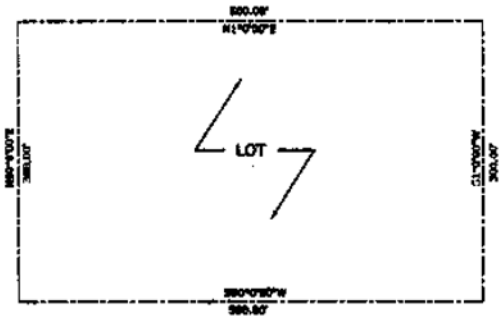

FIGURE 4

Lot Building Area. The portion of a lot located interior to the front, side and rear yard building setback lines; that is, the portion of a lot wherein a building may be located.

Lot, Corner. A lot abutting two or more streets at their intersection.

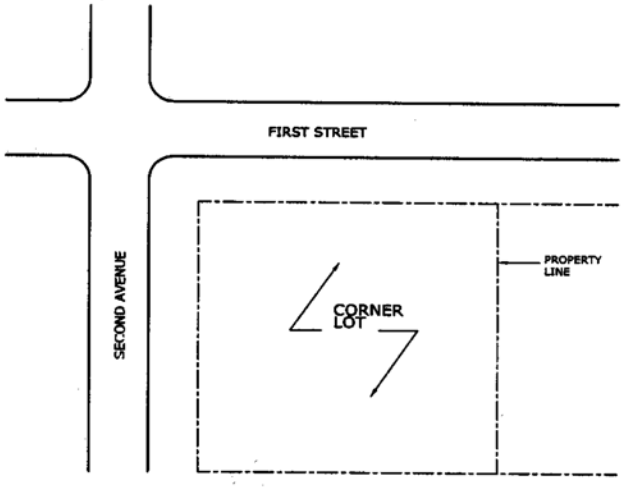

FIGURE 5

Lot Coverage. That portion of the lot that is covered by buildings, structures, and any other impervious surface.

Lot Depth. The distance between front and rear lot lines. If front and rear lines of said lot are not parallel, such least dimension shall be deemed to be the lot depth.

Lot, Double Frontage. A lot which has frontage on more than one street, provided however, that no corner lot shall qualify as a double frontage lot unless said corner lot has frontage on three or more streets.

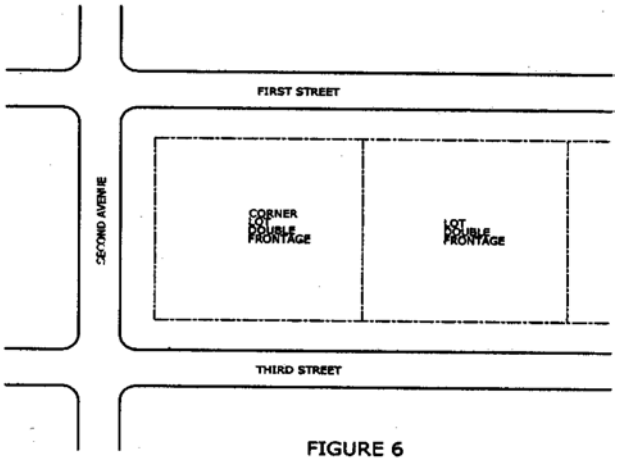

FIGURE 6

Lot, Flag. An "L" shaped lot whose frontage is provided by the driveway access which ties the buildable portion of the property to the street.

Lot Frontage. See "Frontage."

Lot Line. A line of record bounding a lot which divides one lot from another lot or from a street or any public space.

A. *Front Lot Line.* Any boundary line of a lot which is coterminous with a public street right-of-way line or private street easement line. For a corner lot, the narrow portion is usually considered the front.

B. *Rear Lot Line.* Any boundary line of a lot which does not intersect with a street right-of-way or private street easement line and which is usually opposite of the front lot line.

C. *Side Lot Line.* Any boundary line of a lot which intersects with a street right-of-way or private street easement line.

Lot of Record. A lot which exists as shown or described on a plat or deed recorded in the Office of the Clerk of the Superior Court of Fulton County.

Lot Width. The distance measured between side lot lines at the front minimum setback line between intersecting lot lines.

Lot Width—Cul-de-sac. The distance measured between side lot lines at the point of the property that is twice the front setback requirement from the front property line.

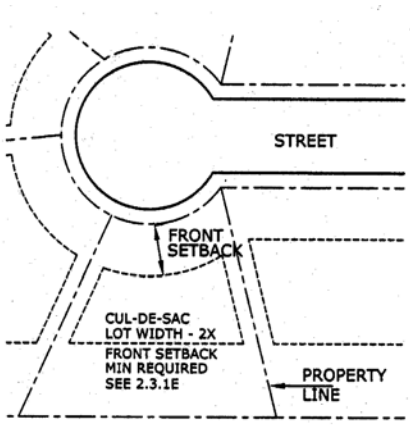

FIG 7

Mansard Façade. An architectural appendage or embellishment to a flat topped structure which is attached to the front external wall and if intended to create the appearance of a mansard roof. See also "Roof."

Manufactured Building. A factory-built, structure that meets national standards for manufactured buildings.

Manufacturing, Heavy. The extraction of natural resources or the transformation of raw materials through mechanical or chemical means into new products ready for assembly, fabrication or use in the production of finished goods.

Manufacturing, Light. The fabrication or assembly of parts into a finished product or component products.

Marquee. Any hood, canopy, awning or permanent construction which projects from a wall of a building, usually above an entrance.

Massage Therapy. Any use, other than a hospital or clinic, where non-medical manipulative devices or exercises are practiced upon the human body by someone other than a licensed medical professional.

Master Plan. A plan map and associated statement of intent which, at least, includes a depiction of pods, roads, buffers, flood areas, permitted uses and development regulations which represents the framework for development activity on a property. See also "Concept Plan."

Median Break or Cut. Any interruption in the curb separating opposing vehicular travel lanes of a street for the purpose of allowing ingress or egress by left turning movements to a street, or abutting property.

Metes and Bounds. A method of describing the boundaries of land by directions and distances from a known point of reference.

Mezzanine. An intermediate floor between two other stories that does not contain more than 1/3 of the area of the floor below it.

Mini-Warehouse. A structure containing separate storage spaces of varying sizes leased or rented on an individual basis.

Mobile Home. A structure, transportable in one or more sections, which is built on a permanent chassis and designed to be used as a dwelling. 'For-Sale', with or without a permanent foundation when connected to public. utilities. The term mobile home shall not include motorized vehicles with temporary living quarters. Mobile homes built after 1976 are referred to as "Manufactured Homes" or "Industrialized Buildings".

Mobile Home Park. A site with required public and/or private improvements and utilities for the long-term parking of two or more mobile homes or manufactured homes each on a single lot, and which may include such accessory uses as retail convenience sales, Laundromat, and recreational facilities for the exclusive use of residents.

Motel. See "Hotel".

Nail Salon. An establishment that offers nail care services such as manicures, pedicures, and nail enhancements, excluding such types of services requiring customers to disrobe.

Natural Resources Commission. The appointed natural resources commission (formerly known as the Tree Commission) for the City of Alpharetta.

Neighborhood Grocery. A facility with a floor area of at least 3,000 square feet but not more than 50,000 square feet that sells primarily grocery items such as prepackaged food, produce, meats, baked goods, beverages and similar food items intended for off-site consumption. At least 60% of the floor area of the facility shall be dedicated to the sale of said grocery items, including any immediately adjacent circulation and service areas, but not including storage.

Nonconforming Lot. A lot of record whose area, frontage, dimensions, or location were lawful prior to the adoption, revision, or amendment of this Ordinance, and which, by reason of such adoption, revision or amendment, no longer meets or exceeds one or more such requirements of the applicable zoning district.

Nonconforming Sign. Any structure or sign which was lawfully erected and maintained prior to the adoption, revision, or amendment of this Ordinance, and which by reason of such adoption, revision or amendment fails to conform to all applicable regulations and restrictions of this Ordinance.

Nonconforming Structure. A structure or building whose size, dimensions, or location on a property were lawful prior to the adoption, revision, or amendment of this Ordinance, but which, by reason of such adoption, revision, or amendment, no longer meets or conforms to one or more such requirements of this Ordinance.

Nonconforming Use. A use or activity that was lawful prior to the adoption, revision, or amendment of this Ordinance, but which, by reason of such adoption, revision, or amendment, is not a use or activity permitted by right or no longer meets or conforms to the requirements of this Ordinance.

Nursery, Plant. Land or greenhouses used to raise flowers, shrubs and plants for sale to distributors or for subsequent replanting by the owner, a landscape company or others. See also "Florist, Retail."

Nursery School. See "Day Care Center."

Nursing Home. An extended or intermediate care facility required to be licensed or approved by the State of Georgia to provide full-time convalescent or chronic care to individuals who, by reason of advanced age, chronic illness or infirmity, are unable to care for themselves.

Office. A room or group of rooms used for conducting the affairs of a business, profession, service, industry or government.

Office Building. A building used primarily for conducting the affairs of a business, profession, service, industry or government, or like activity, that may include ancillary services for office workers such as a restaurant, coffee shop, newspaper or candy stand.

Office Park. A development that contains a number of separate office buildings and supporting uses on one or more lots, which is designed, planned, constructed and managed on an integrated and coordinated basis.

Opaque. Impenetrable to view, or so obscuring to view that buildings, structures, and uses become visually indistinguishable.

Open Space. A privately or publicly owned area on the grounds of a premises outside of any principal building or parking area, which is open to the sky and set aside and intended for the outdoor enjoyment of occupants or visitors to the property, and which may but is not required to include such pedestrian oriented improvements as landscaping, walkway paths, pergolas, gazebos, bikeways, exercise or play equipment, and benches, and which may further include up to 20% of its area in water bodies or areas inappropriate for pedestrian use. Open space shall not include any other required open areas such as required building setbacks, buffers, landscape strips or other similar requirements of this ordinance. There are 2 types of open space: Civic space and Amenity space.

1. *Civic Space.* Portion of open space for public use defined by the combination of certain physical constants including the relationships among their intended use, their size, their landscaping, and their adjacent buildings. Civic space may include the following types: park, square, plaza, pocket park and playground.
2. *Amenity Space.* The covered or uncovered, but unenclosed, outdoor areas of at least 100 square feet each for use by the occupants, invitees and guests of the development and specifically excluding civic spaces and required sidewalks. Amenity spaces may include the following types: rooftop deck, balconies, patios and porches, outdoor dining areas, pool areas, athletic courts and similar uses, yards and lawns, gardens, hardscape areas improved for pedestrian enjoyment, wooded areas and runoff reduction measures such as bioretention areas and cisterns.

Outdoor Storage. The keeping, in an unroofed area of any goods, material, merchandise or vehicles in the same place for more than 24 hours.

Outdoor Vending. Sale and/or display of products in an area exposed to open air on two or more sides.

Owner. An individual, firm, association, syndicate, partnership or corporation having a majority proprietary interest in land or a building, or their authorized representative.

Parapet. That portion of a wall which extends above the roof line.

Parcel. A lot or tract of land, or several adjoining lots in common ownership.

Park Space. A public- or privately-owned area, which is set aside for the enjoyment for occupants or visitors to the property, and which may include both outdoor and indoor areas developed for active and/or passive recreation.

Parking Area. Any public or private area at grade or within a structure used for the express purpose of temporarily parking automobiles and other vehicles otherwise in operation for personal or business use.

Parking Garage. An accessory building or portion of a principal building used only for the private storage of motor vehicles as an accessory use.

Parking Space. A space identified and set aside for the temporary parking of an automobile or other motor vehicle which is subdivided into the following categories:

A. *Compact Car Parking Space.* A designated space not less than 8 feet by 16 feet expressly provided within a parking area for purposes of temporarily parking a compact car or other compact motor vehicle.

B. *Handicapped Parking Space.* A designated space not less than thirteen feet in width (including loading area) and twenty feet in length, laid out and designated by signage in accordance with the requirements of the Georgia Accessibility Code for Buildings and Facilities.

C. *Handicap - Van Only.* A designated space not less than sixteen feet in width including loading area and twenty feet in length.

D. *Regular Parking Space.* A designated space not less than 9 feet in width by 19 feet in length.

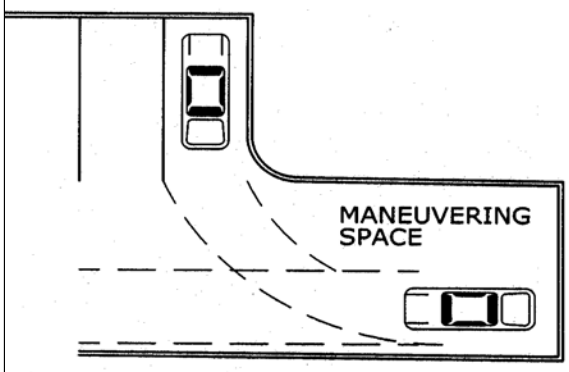

FIGURE 8

Patio House. A 'For-Sale' dwelling in which most, or all, of a lot is used with yard space combined instead of divided. Front, rear and side yard are consolidated into one garden area, either partially or completely bordered by rooms or enclosed by walls. See also "Zero Lot Line."

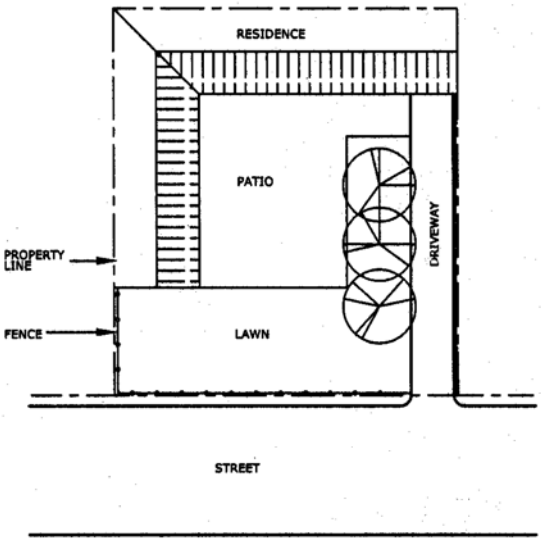

FIGURE 9

Pedestrian Walkway. A right-of-way within a block dedicated to public use, five feet or more in width, intended primarily for pedestrians or bicycles and other non-motorized vehicles.

Perimeter. The boundaries or borders of a lot, tract or parcel of land.

Permit. Written governmental permission issued by an authorized official, empowering the holder thereof to do some act not forbidden by law, but not allowed without such authorization.

Permitted Use. Any use allowed in a zoning district and subject to the restrictions applicable to that zoning district.

Person. Any individual, corporation, association, firm, partnership or other legal entity.

Pet Day Care. A facility that provides care on a regular basis to household animals for a period of less than 24 hours with no overnight accommodations.

Planned Center, Office, Commercial or Industrial. A group of rental stores, service establishments, offices, industries and any other businesses planned to serve the public, which is in common ownership or condominium ownership.

Planning Commission. The appointed Planning Commission of the City of Alpharetta, Georgia.

Planted Area. An area of living plant material created for the purpose of establishing open space and consisting of a minimum of 50% of the area devoted to trees and shrubs.

Plat. (1) a map representing a tract of land, showing the boundaries and location of individual properties and streets; (2) a map of a subdivision or site plan.

Plat, Final. The final map of all or a portion of a subdivision which is presented to the proper review authority for final approval and recorded in the office of the Clerk of Superior Court of Fulton County.

Plat, Minor. A division of a tract or parcel of land into not more than four (4) lots and does not dedicate or offer for dedication any new street or require construction of any private road for access to any lots and does not require extension of sanitary sewer, stormwater, or water mains to service lots.

Plat, Preliminary. A preliminary map indicating the proposed layout of the subdivision or site plan which is submitted to the proper review authority for consideration and preliminary approval.

Portable. See Industrialized Buildings.

Premises. An area of land with its appurtenances and buildings which, because of its unity of use, is one unit of real estate.

Principal Building. The building or other structure within which is conducted (or intended to be conducted) the principal use of the lot on which said building is situated.

Principal Use. The primary or predominant use of any lot.

Prohibited Use. A use that is not permitted in a zoning district by right as a principal use, as an accessory use, or as a conditional use.

Public Space. A public- or privately-owned area, which is set aside for the enjoyment for occupants or visitors to the property, and which is developed for recreation, entertainment, and/or civic purposes and may include plazas, outdoor theaters, sculpture gardens, parks, playgrounds, community gardens, or other areas where people can gather. Areas that are restricted to the general public, like residential amenities, may not be included within the public space requirement.

Recreation Facility. A place designed and equipped for the conduct of sports, leisure time activities and other customary and usual recreational activities.

1. *Recreation Facilities, Indoor.* Recreational uses conducted almost wholly indoors, including bowling alley, skating rink, shooting range, health club, etc.
2. *Recreation Facilities, Outdoors.* Recreational uses conducted almost wholly outdoors, including ball fields, soccer, etc.

Recycling Center. A use operated exclusively for the collection and temporary storage of used paper, glass, metal, and similar materials suitable for reprocessing, which are transported elsewhere for separating, processing, or storage.

Rental Services Establishment. Any business establishment which rents or leases items of personal property such as tools, appliances and equipment to the general public.

Residence. A dwelling unit.

Restaurant. An establishment where food and drink are prepared, served and consumed primarily within the principal building, and without a drive-in or drive-thru component.

Restaurant, Drive-thru or Fast-Food. Any establishment, building or structure where food or drink are served for consumption, either on or off the premises, with drive-thru components. This definition shall not include otherwise permitted restaurants where outdoor table service is provided to customers in outdoor dining areas.

Retail Establishment, Mixed Sales. Any business establishment selling a wide variety of goods arranged in several departments including, but not limited to, hardware, automotive, sporting goods, audio and video equipment, and clothing.

Retail Sales Establishment. A business principally engaged in offering a category of similar goods or products for sale to the general public, such as grocery store, hardware store, pharmacy, clothing shop, home furnishings store, office supplies store, and the like.

Retail Services Establishment. A business principally engaged in providing a service, as opposed to products, to the general public, such as a banking or financial institution, real estate or insurance office, barber or beauty shop, travel agency, amusement or recreation center, health clinic, legal firm, professional service, and the like.

Retail Strip Center. A group of retail stores designed as one development and being less than 50,000 square feet in size.

Right-of-Way. A strip of land occupied or intended to be occupied by a street, sidewalk, railroad, road, electric transmission line, oil or gas pipeline, water main, sanitary or storm sewer main, or for another special purpose use. Rights-of-way intended for streets, crosswalks, water mains, sanitary sewers, sewers, storm drains, or any other use involving maintenance by a public agency shall be dedicated to public use in fee simple.

Roof. The outside top covering of a building.

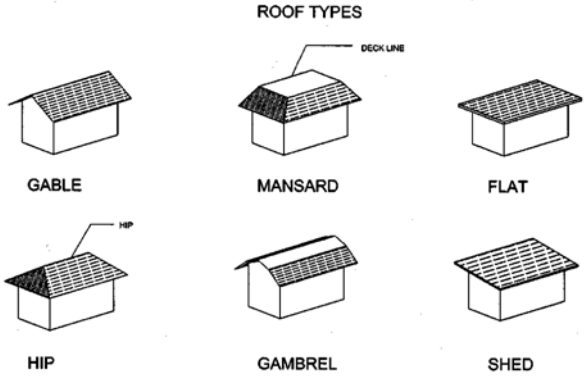

Salvage Yard. A facility or area for storing, keeping, selling, dismantling, shredding, compressing, or salvaging scrap or discarded material.

School, Academic. Any building or part thereof which is designed, constructed or used for education or instruction following the same curriculum offered in a public elementary, secondary, trade or technical, or higher education facility, and accredited to award diplomas as such.

School, Commercial. Any building or part thereof which is designed, constructed or used for education or instruction in any branch of knowledge or vocational pursuit, other than an academic school.

Semipublic Use. A use owned or operated by a nonprofit, religious, or educational institution for the purpose of providing educational, cultural, recreational, religious, or social services to the general public.

Service Drive. A minor, permanent, public right-of-way which is used primarily for vehicular service access to the back or side or properties otherwise abutting on a street.

Setback. The straight line distance between a street right-of-way or a lot line and the nearest point of a structure or building or projection therefrom (excluding steps, roof overhang, chimneys, bay windows and patios).

Setback, Front Cul-de-Sac.

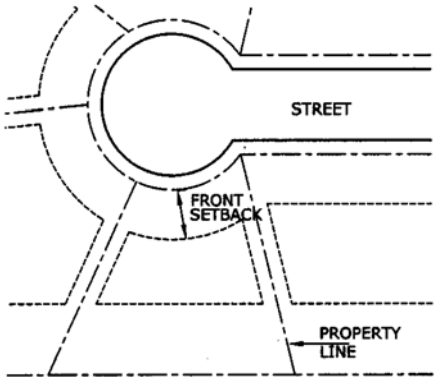

FIG 11

Setback, Minimum. The shortest distance allowed between a property line and any principal or accessory building on a lot, not including any required buffer areas. Minimum setback requirements for buildings are associated with the type of lot line from which the setback is taken; for instance, a "side yard setback" is measured from a side lot line.

Shopping Center. A group of retail sales or services establishments planned, constructed and managed as a total entity with customer and employee parking provided on-site, provision for goods delivery separated from customer access, aesthetic considerations and protection from the elements with a total size of at least 50,000 square feet.

Shopping Center, Specialty. A shopping center whose shops cater to a specific market and are linked together by an architectural, historical or geographic theme or by a commonality of goods and services.

Sidewalk. A paved, surfaced or leveled area, paralleling and usually separated from the street, used as a pedestrian walkway.

Sign. See Article II, Section 2.6, for all definitions relating to signs.

Site Plan. A plan accurately drawn to scale of a development project, depicting the buildings proposed to be placed on the property, related public and site improvements on the site, and additional information as required by this Ordinance or conditions of zoning approval, and other applicable ordinances.

Smoke Shop and Tobacco Store. Any business premises dedicated to the display, sale, distribution, delivery, offering, furnishing, or marketing of tobacco, tobacco products or instruments, vape products ~~tobacco instruments; provided, however,~~ or any combination thereof. ~~that any grocery store, supermarket, convenience store or similar retail use that only sells conventional cigars, cigarettes, or tobacco as an ancillary sale shall not be defined as a "smoke shop and tobacco store"~~ Such businesses shall be located within a retail center and shall not be closer than 2,000 ft. to a school, religious institution, government building, park, residential dwelling or ~~to a comparable business~~ or each other. Distance shall be measured by the straight-line distance from premises to premises. “Smoke shop and tobacco store” shall not include any grocery store, supermarket, convenience store or similar retail use that only sells conventional cigars, cigarettes, vape or tobacco as an ancillary sale (ten percent (10%) or less of total sales).

Spa Services. A business that provides services, which may include non-medical massage, other personal services such as skin, nail, hair treatments, hair removal/waxing, and such types of services requiring a customer to disrobe, and may have the sale of associated retail products. Such business shall be located within a retail center, shall not occupy more than 4,000 sq. ft. and shall not be closer than 2,000 ft. to a comparable business.

Special Care Home. An accessory use in a 'For-Sale' dwelling occupied by one or more persons related by blood, adoption, guardianship or marriage and/or not more than three unrelated persons, some of whom are in need of special care, living together as a nonprofit housekeeping unit. The term "special care home" shall include a home for adolescents, a home for physically handicapped persons and a home for mentally handicapped persons. The term "special care home" shall not include the business of operating a boarding house, rooming house or other similar establishment. Additionally, the term shall not include a penal institution, any place for persons convicted of a crime or any place for persons found to be juvenile delinquents.

Storage, Climate Controlled. A facility consisting of a building or group of buildings that contain individual storage units of varying sizes in a climate controlled environment where customer access is through a lobby and where no commercial transactions or activities take place other than the rental of the storage units (permitted in L-I only).

Storage, Mini-Warehouse. A facility consisting of a building or group of buildings that are surrounded by a security fence with controlled access and which contains individual storage units of varying sizes whose doors open directly to the outside and where no commercial transactions or activities take place other than the rental of the storage units.

Storefront Street. A street, that by virtue of its pre-existing pedestrian-supportive qualities. or its future importance to pedestrian connectivity, requires that new development along it achieves a high standard of design and pedestrian orientation.

Storm Water Management Report. A report prepared by a Professional Engineer registered in the State of Georgia that details the pre and post development activity hydrologic conditions.

Story. That portion of a building, other than a basement, included between the surface of any floor and the surface of the floor next above, or if there is no floor above, the space between the floor and the ceiling next above. Each floor or level in a multi-story building used for parking, even if below grade, shall be classified as a story.

Street. A dedicated and accepted public right-of-way for vehicular traffic from which direct access may be gained to abutting properties, or an easement or private right-of-way approved by the City Council to serve such purpose. The term "street" shall refer to the full width located between the limits of the right-of-way or easement, and not be limited to the roadway itself.

A. *Principal Arterials* —are those streets and highways which serve major activity centers and emphasize traffic service rather than access to abutting land access. Principal arterials include

all limited access freeways, expressways or parkways, and carry a high proportion of total area travel on a minimum of mileage.

B. *Major Arterials* —are those streets which interconnect with the principal arterial system and provide service to trips of moderate length with emphasis on both traffic service and land access and generally do not penetrate identifiable single family residential neighborhoods.

C. *Minor Arterials* —provide intra-community continuity but should not penetrate identifiable neighborhoods.

D. *Collector Streets* —distribute trips from arterial street to their ultimate origin or destination. Collector streets provide a greater level of land access than arterial streets, may enter or traverse identifiable neighborhoods, and rarely serve significant volumes of through traffic.

E. *Local Streets* —comprise all facilities not classified as arterial or collector. Local streets provide land access with service to through traffic being actively discouraged.

Street, Future Right-of-Way Line. The right-of-way line which is anticipated by the City, State or other agency for future development.

Street Right-of-Way Line. The limit of public ownership or private easement for property containing or intended to contain a street, dividing it from an adjacent lot.

Structure. A combination of materials to form a construction for use, occupancy or ornamentation which is fastened or attached to the ground.

Structure Height. The vertical distance to the highest point of a structure, as measured in the same manner as "Building Height" herein.

Subdivision. The division of a lot, tract or parcel of land into 2 or more lots, tracts, parcels or other divisions of land for sale, development, finance or lease.

Swimming Pool. A water-filled enclosure, permanently constructed or portable, having a depth of more than 18 inches below the level of the surrounding land, or an above-surface pool having a depth of more than 30 inches, designed, used and maintained for swimming and bathing.

Temporary Use. A use established for a fixed period of time with the intent to discontinue such use upon the expiration of the time period.

Theater. A building or part of a building devoted to showing motion pictures, or for dramatic, musical or live performances.

Townhouse/Rowhouse. A building type consisting of at least three, but not more than eight independent units that are attached by common side walls in a linear arrangement. Each unit occupies the space from the ground to the roof and normally has at least two, but no more than four floors. Such units typically feature a primary entrance on the front elevation and variations in materials, colors and/or windows to create a visual distinction between each of the attached units.

Tract. See "Lot."

Tree. See Article III, Section 3.2, for definitions relating to tree protection.

Use. The purpose for which a property or structure is designed, intended, reserved, or occupied.

Use, Accessory. See "Accessory Use."

Use, Conditional. See "Conditional Use."

Use, Principal. See "Principal Use."

Variance. Permission granted under circumstances prescribed herein to depart from the specific requirements of this Ordinance.

Vehicle for Hire Company. An establishment offering to transport passengers for a fee in any motorized or animal-drawn vehicle, the charges for which are determined by agreement, mileage or by the length of time for which the vehicle is engaged and also described as a taxi or limousine service.

Warehouse. A building used primarily for the storage of goods and materials. See also "Mini-Warehouse."

Wholesale Trade. Establishments or places of business primarily engaged in selling merchandise to retailers; to industrial, commercial, institutional or professional business users, or to other wholesalers; or acting as agents or brokers and buying merchandise for, or selling merchandise to, such individuals or companies.

Wireless Telecommunications Facilities. See Section 2.8 for definition of 'wireless tower.'

Yard. An area that lies between the buildings on a lot and the nearest lot line.

1. *Front Yard.* A yard situated along any public street right-of-way or private street easement.
2. *Rear Yard.* A yard situated along a rear lot line.
3. *Side Yard.* A yard situated along a side lot line.

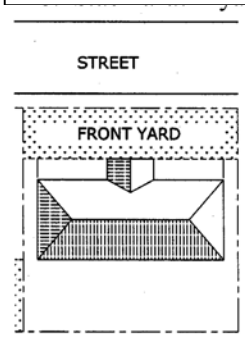

FIG 12

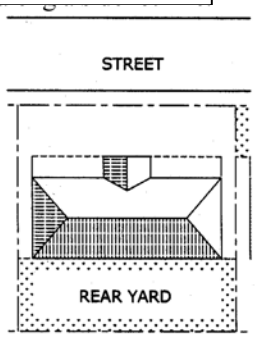

FIG 13

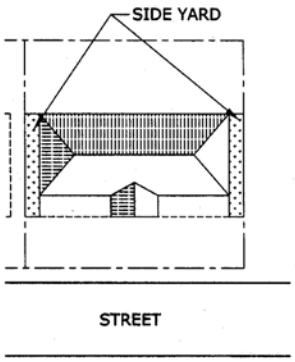

FIG 14

Zero Lot Line. The location of a building on a lot in such a manner that one or more of the building's sides rest directly on a lot line.

Zoning Change. An amendment to the Official Zoning Map or other action having the result of rezoning a property, approval of a Conditional Use on a particular property, or a change in conditions of approval applied to the zoning or conditional uses pertaining to a property.

Zoning Map. The Official Zoning Map of the City of Alpharetta, Georgia, which may include a series of maps in section.

(Ord. No. 689, § 1, 6-2-2014 ; Ord. No. 702, § 1(Exh. A), 3-2-2015 ; Ord. No. 704, § 1, 6-1-2015 ; Ord. No. 715 , § 1, 9-28-2015; Ord. No. 718 , § 1, 12-14-2015; Ord. No. 730 , § 1, 12-5-2016; Ord. No. 741 , § 1, 6-5-2017; Ord. No. 744 , § 1, 7-10-2017; Ord. No. 749 , § 1, 9-18-2017; Ord. No. 772 , § 1, 2-4-2019)